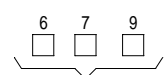


FORM 7256BNRH

PROTECTOFIER  
SINGLE BURNER, AUTOMATIC  
OPERATION, INCLUDES TIMER  
FOR IGNITION TRIAL,  
NON-RELIGHT.

SS100A FLAME PAK

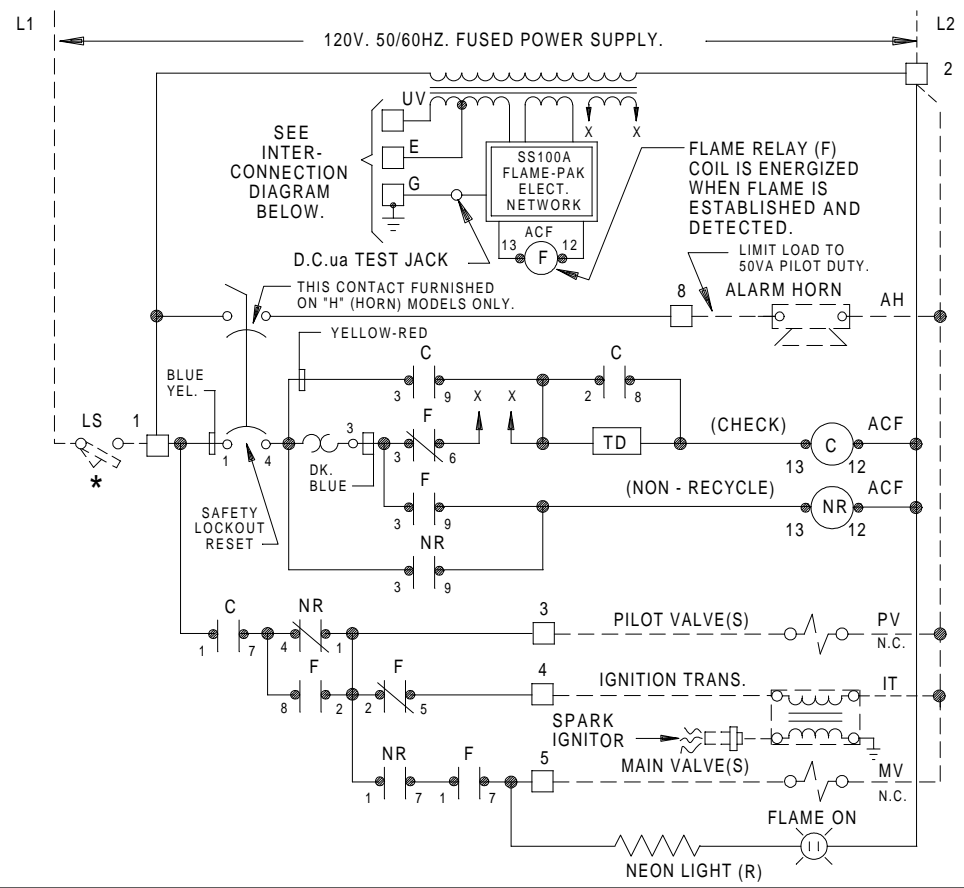
ACF { C - CHECK RELAY  
F - FLAME RELAY  
NR - NON-RECYCLE RELAY



INTERNAL WIRING  
EXTERNAL WIRING

\* - SAFETY INTLK.SERIES CIRCUIT.  
FUEL AND AIR PRESS.SWS.,  
VENT.FANS,ETC.AS REQ'D.

WIRING DIAGRAM



NOTES:

FLAME WIRE TO BE NO. 14 TYPE TW. 600V.  
INSULATED WIRE OR EQUAL.FLAME WIRE MUST  
NOT BE IN SAME CONDUITS WITH POWER WIRING.

IGNITION CABLE MUST BE RUN IN SEPARATE  
CONDUIT TO SPARK ELECTRODE.  
(DO NOT MIX WITH 120V.WIRING.)

INSTALLATION, OPERATION AND MAINTENANCE  
SHALL CONFORM WITH NATIONAL FIRE  
PROTECTION ASSOCIATION STANDARDS,  
NATIONAL AND LOCAL CODES AND  
AUTHORITIES HAVING JURISDICTION.ANY  
MODIFICATION VOIDS APPROVAL.

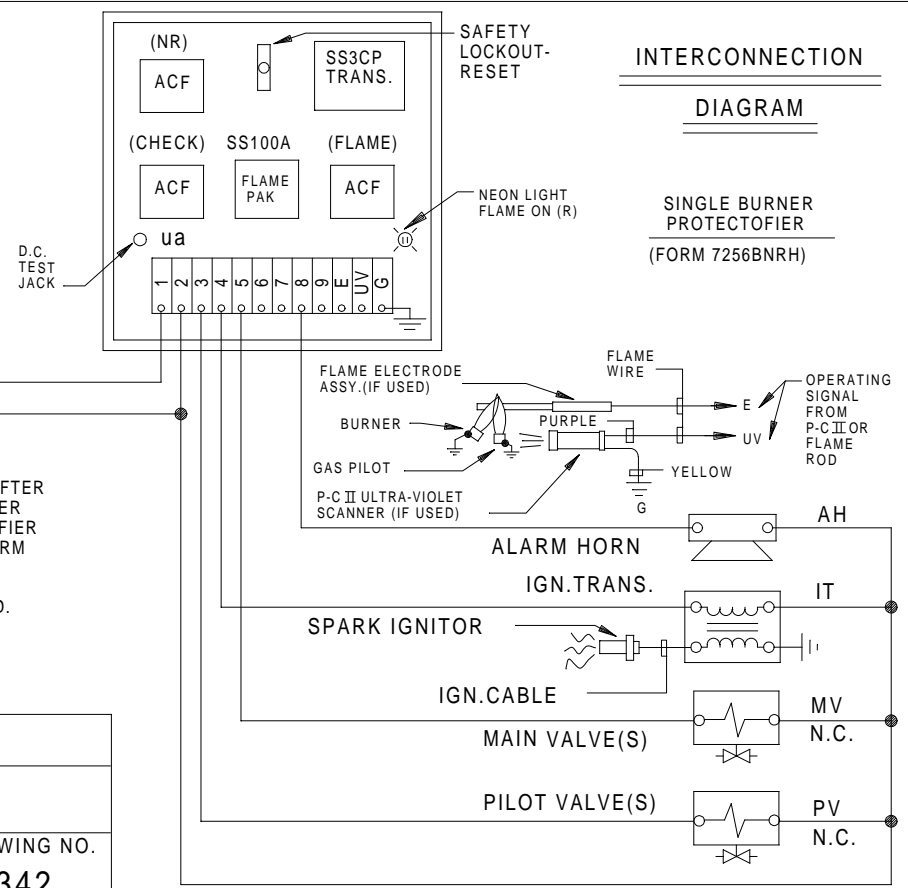
120V. 50/60HZ.  
FUSED  
POWER SUPPLY

NOTES:

OPEN TYPE CONTROL SHOWN. LETTER SUFFIX "E" AFTER  
FORM NUMBER INDICATES ENCLOSED MODEL. LETTER  
SUFFIX "H" IN FORM NUMBER INDICATES PROTECTOFIER  
PROVIDED WITH CONTACT FOR FLAME FAILURE ALARM  
(SHOWN).STANDARD TRIAL FOR IGNITION PERIOD IS  
15 SEC. SUFFIX "5"OR"10" FOLLOWING LETTER "B"  
INDICATES 5 OR 10 SEC. TRIAL FOR IGNITION PERIOD.

INTERCONNECTION  
DIAGRAM

SINGLE BURNER  
PROTECTOFIER  
(FORM 7256BNRH)



PROTECTION CONTROLS, INC.  
SKOKIE ILLINOIS

WIRING DIAGRAM FOR:  
PROTECTOFIER FORM 7256 BNRH

JOB NO.	REVISED	DRAWING NO.
	6-04	X-342