

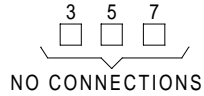
NOTE: TERMINAL L1 MUST BE POWERED BEFORE TERMINAL 12

FORM 6642VB GROUP M2101

PROTECTOFIER
SINGLE BURNER AUTOMATIC
OR MANUAL OPERATION,
INCLUDES TIMER FOR
IGNITION TRIAL.

SS100A FLAME PAK

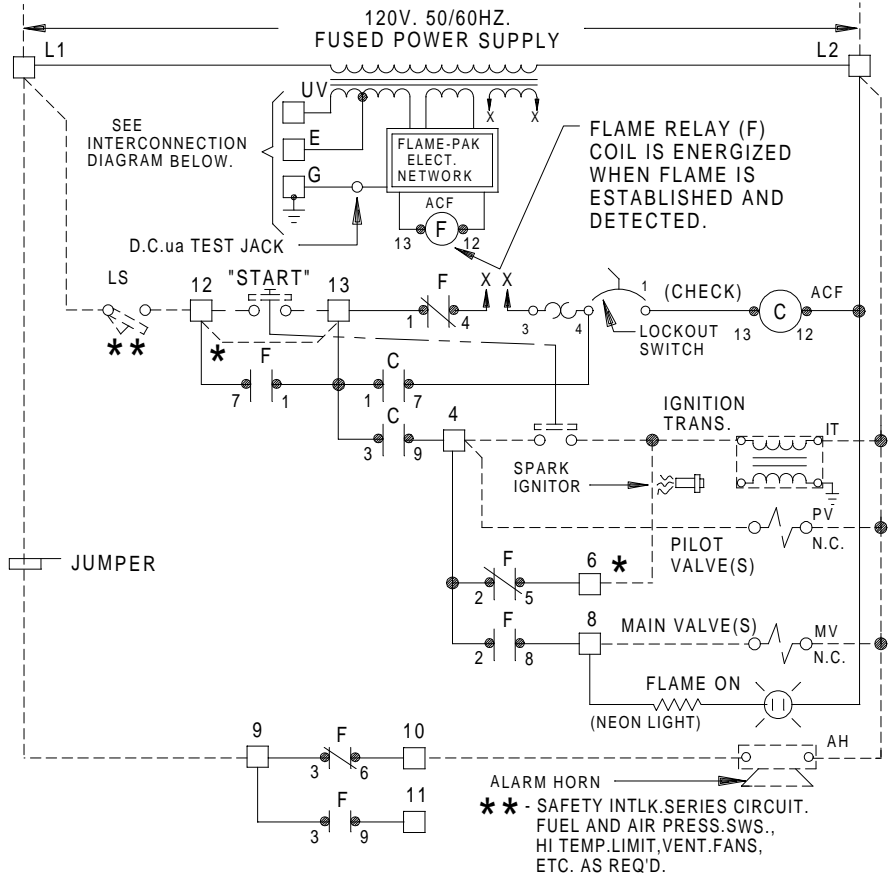
ACF { C-CHECK RELAY
F-FLAME RELAY



* -P.B. FOR MANUAL OPERATION.
ADD JUMPERS AS INDICATED
FOR AUTOMATIC OPERATION.



WIRING DIAGRAM



** - SAFETY INTLK. SERIES CIRCUIT.
FUEL AND AIR PRESS. SWS.,
HI TEMP. LIMIT, VENT. FANS,
ETC. AS REQ'D.

NOTE:
TERMINAL L1 MUST BE POWERED BEFORE TERMINAL 12

SINGLE BURNER PROTECTOFIER

(FORM 6642 VB GROUP M2101)

* -P.B. FOR MANUAL OPERATION.
ADD JUMPERS AS INDICATED
FOR AUTOMATIC OPERATION.

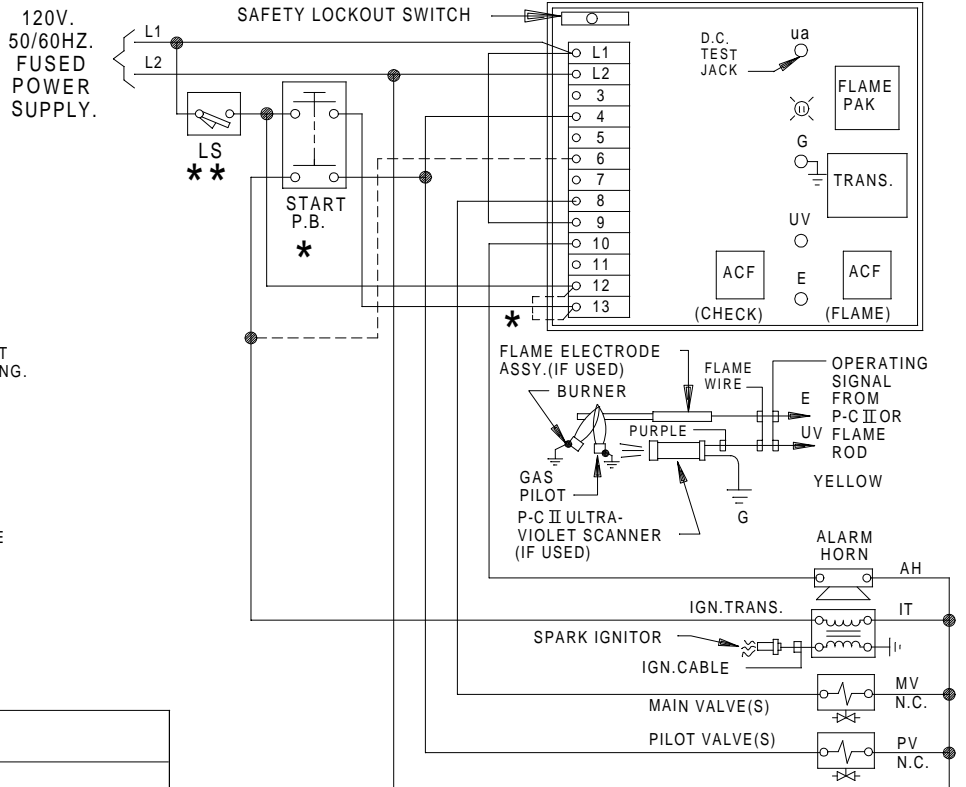
NOTES:

FLAME WIRE TO BE NO. 14 TYPE TW. 600V. INSULATED WIRE OR EQUAL. FLAME WIRE MUST NOT BE IN SAME CONDUITS WITH POWER WIRING.

IGNITION CABLE MUST BE RUN IN SEPARATE CONDUIT TO SPARK ELECTRODE. (DO NOT MIX WITH 120V. WIRING.)

ALL WIRING AND EQUIPMENT EXTERNAL TO PROTECTOFIER TO BE FURNISHED BY OTHERS UNLESS OTHERWISE SPECIFIED.

INSTALLATION, OPERATION AND MAINTENANCE SHALL CONFORM WITH NATIONAL FIRE PROTECTION ASSOCIATION STANDARDS, NATIONAL AND LOCAL CODES AND AUTHORITIES HAVING JURISDICTION. ANY MODIFICATION VOIDS APPROVAL.



INTERCONNECTION DIAGRAM

PROTECTION CONTROLS, INC.
SKOKIE, ILLINOIS

**WIRING DIAGRAM FOR:
PROTECTOFIER FORM 6642VB GROUP M2101**

JOB NO.	REVISED	DRAWING NO.
	3-03	X-236