

14CE/914CE Series Miniature Enclosed Switches



Actuators



The 14CE/914CE Series offers a miniature, rugged, compact, pre-wired switch which has proved itself successful and gained wide market acceptance. The entire range of 14CE and 914CE switches has been approved to meet the requirements of the Low Voltage directive and is therefore CE marked.

CE switches have different degrees of protection from IP66 to IP68 for the fully booted head styles. The cable entry is fully potted using a special compound to ensure that ingress is virtually impossible.

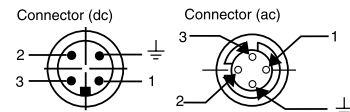
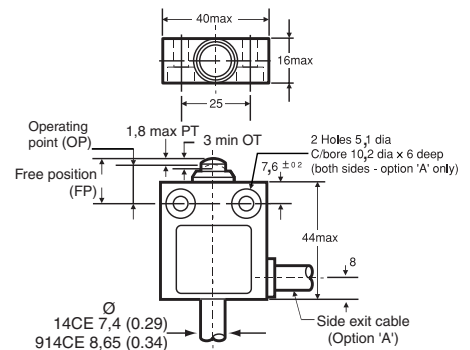
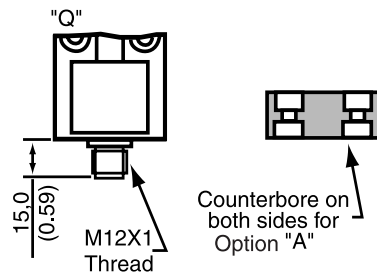
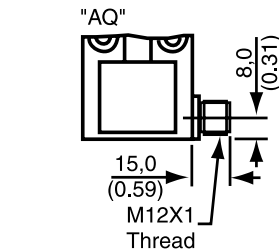
| | | |
|----------------------------------|------------------------|--|
| Mechanical life: | | 10 million |
| Sealing: | | IP66, IP67, IP68 |
| Operating temperature: | 14CE | NEMA 1, 2, 3, 3R, 4, 6, 6P, 12 (boot seal), 13 |
| | 914CE | 0 °C to 70 °C (32 °F to 158 °F) |
| Approvals: | 14CE | 0 °C to 105 °C (32 °F to 221 °F) |
| | 914CE | CE |
| | | CSA, UL, CE |
| | | AC14 D300 |
| | | DC13 R300 |
| Operating force (OF): | | 11,8 N (2,65 lb) max. |
| Pretravel (PT): | | 1,8 mm (0,71 in) max. |
| Overtravel (OT): | | 3,0 mm (0,118 in) min. |
| Differential travel (DT): | | 0,1mm (0,004 in) max. |
| Contact/Rating: | (9)14CE* -* | Silver A |
| | (9)14CE* -*G | Gold B |
| | (9)14CE* -Q, -AQ, -AQ1 | Silver C |

| | | |
|--------------------|--|--|
| Connection: | | Harmonised CENELEC 4 x 0,75 mm ² cable (14CE) |
| | | SJTO 4 x 0,75 mm ² (18 AWG) cable (914CE) |
| | | Connector (dc), 4 pin male, M12 thread (-Q) |
| | | Connector (ac), 4 pin male, ½ in x 20 thread (-Q1) |
| | | Single Pole, Double Throw |
| | | Snap action contacts (1NC/1NO) |

Switching options: SPDT



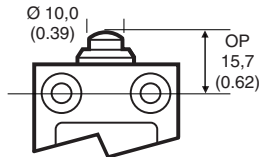
| Electrical ratings: | | Amps | |
|---------------------|------------------------------|------------------------------|-------|
| | | Make | Break |
| A | 240 Vac, ind. | 1,2 | 0,2 |
| | 240 Vac, res. | 5 | 5 |
| | 28 Vdc, res. | 3 | 3 |
| | 28 Vdc, ind. | 3 | 3 |
| UL/CSA: | 5 A, 1/10 Hp, 125 or 250 Vac | | |
| B | UL: | 1 A res., 0,5 A ind., 30 Vdc | |
| | | 1 A, 125 Vac | |
| C | UL/CSA: | 3 A, 125 or 250 Vac | |



Plunger actuated switches

OPTIONS

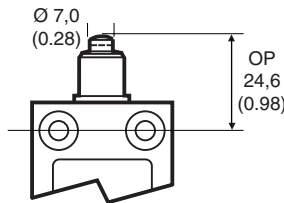
Top pin plunger



| NORTH AMERICA/GLOBAL | REFERENCE |
|--|-----------|
| 3 ft cable, bottom exit | 914CE1-3 |
| 3 ft cable, side exit | 914CE1-3A |
| 3 ft cable, bottom exit, gold contacts | 914CE1-3G |
| 6 ft cable, bottom exit | 914CE1-6 |
| 6 ft cable, bottom exit, gold contacts | 914CE1-6G |
| 9 ft cable, bottom exit | 914CE1-9 |
| Connector (dc), bottom exit | 914CE1-Q |
| Connector (ac), bottom exit | 914CE1-Q1 |

| EUROPE | REFERENCE |
|---|-----------|
| 1 metre cable, bottom exit | 14CE1-1 |
| 1 metre cable, side exit | 14CE1-1A |
| 1 metre cable, bottom exit, gold contacts | 14CE1-1G |
| 2 metre cable, bottom exit | 14CE1-2 |
| 3 metre cable, bottom exit | 14CE1-3 |
| 3 metre cable, side exit | 14CE1-3A |
| 3 metre cable, bottom exit, gold contacts | 14CE1-3G |
| Connector (dc), side exit | 14CE1-AQ |
| Connector (dc), bottom exit | 14CE1-Q |

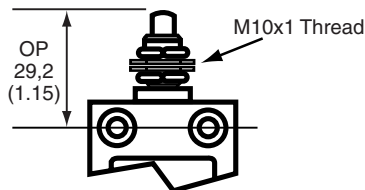
Top pin plunger, boot seal



| NORTH AMERICA/GLOBAL | REFERENCE |
|-----------------------------|-------------|
| 3 ft cable, bottom exit | 914CE18-3 |
| 3 ft cable, side exit | 914CE18-3A |
| 6 ft cable, bottom exit | 914CE18-6 |
| 9 ft cable, bottom exit | 914CE18-9 |
| 9 ft cable, side exit | 914CE18-9A |
| Connector (ac), side exit | 914CE18-AQ1 |
| Connector (dc), bottom exit | 914CE18-Q |
| Connector (ac), bottom exit | 914CE18-Q1 |

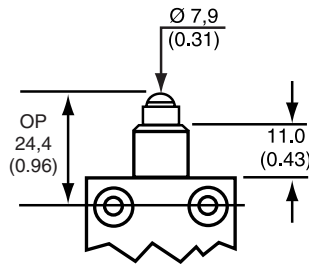
| EUROPE | REFERENCE |
|-----------------------------|-----------|
| 1 metre cable, bottom exit | 14CE18-1 |
| 3 metre cable, bottom exit | 14CE18-3 |
| Connector (dc), bottom exit | 14CE18-Q |

Top pin plunger, panel mounted



| NORTH AMERICA/GLOBAL | REFERENCE |
|-----------------------------|-----------|
| Connector (dc), bottom exit | 914CE27-Q |

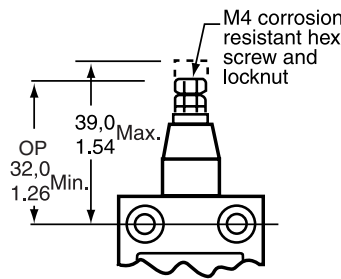
Ball bearing plunger



| NORTH AMERICA/GLOBAL | REFERENCE |
|-------------------------|-----------|
| 3 ft cable, bottom exit | 914CE66-3 |
| 6 ft cable, bottom exit | 914CE66-6 |

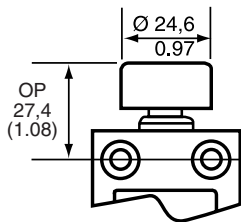
| EUROPE/ | REFERENCE |
|----------------------------|-----------|
| 1 metre cable, bottom exit | 14CE66-1 |
| 2 metre cable, bottom exit | 14CE66-2 |

Adjustable plunger



| NORTH AMERICA/GLOBAL | REFERENCE |
|-------------------------|-----------|
| 3 ft cable, bottom exit | 914CE19-3 |
| 9 ft cable, bottom exit | 914CE19-9 |

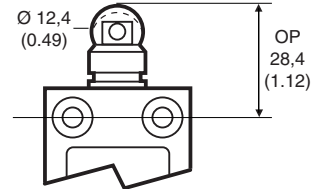
Manually operated



Operating force (OF): 9,0 N (2.02 lb)

| NORTH AMERICA/GLOBAL | REFERENCE |
|-------------------------|-----------|
| 6 ft cable, bottom exit | 914CE22-6 |

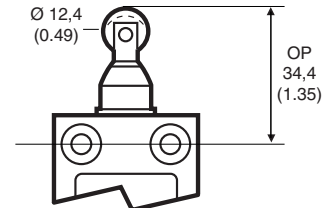
Top roller plunger, parallel



| NORTH AMERICA/GLOBAL | REFERENCE |
|--|-----------|
| 3 ft cable, bottom exit | 914CE2-3 |
| 3 ft cable, side exit | 914CE2-3A |
| 3 ft cable, bottom exit, gold contacts | 914CE2-3G |
| 6 ft cable, bottom exit | 914CE2-6 |
| 6 ft cable, side exit | 914CE2-6A |
| 9 ft cable, bottom exit | 914CE2-9 |
| Connector (dc), side exit | 914CE2-AQ |
| Connector (dc), bottom exit | 914CE2-Q |
| Connector (ac), bottom exit | 914CE2-Q1 |

| EUROPE | REFERENCE |
|---|-----------|
| 1 metre cable, bottom exit | 14CE2-1 |
| 1 metre cable, side exit | 14CE2-1A |
| 1 metre cable, bottom exit, gold contacts | 14CE2-1G |
| 2 metre cable, bottom exit | 14CE2-2 |
| 2 metre cable, side exit | 14CE2-2A |
| 3 metre cable, bottom exit | 14CE2-3 |
| 3 metre cable, side exit | 14CE2-3A |
| 3 metre cable, bottom exit, gold contacts | 14CE2-3G |
| Connector (dc), side exit | 14CE2-AQ |
| Connector (dc), bottom exit | 14CE2-Q |

Top roller plunger, parallel, boot seal

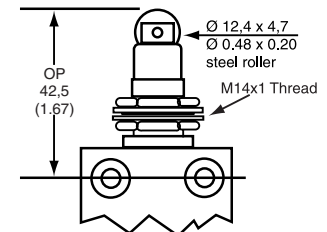


Operating force (OF): 17,5 N (3.82 lb)

| NORTH AMERICA/GLOBAL | REFERENCE |
|-------------------------|-----------|
| 3 ft cable, bottom exit | 914CE31-3 |
| 6 ft cable, bottom exit | 914CE31-6 |

| EUROPE | REFERENCE |
|----------------------------|-----------|
| 1 metre cable, bottom exit | 14CE31-1 |
| 3 metre cable, bottom exit | 14CE31-3 |

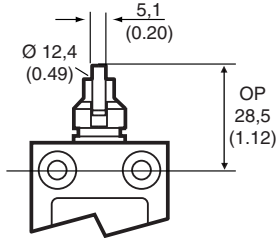
Top roller plunger, parallel, panel mounted



| NORTH AMERICA/GLOBAL | REFERENCE |
|-----------------------------|-----------|
| 3 ft cable, bottom exit | 914CE28-3 |
| 6 ft cable, bottom exit | 914CE28-6 |
| Connector (dc), bottom exit | 914CE28-Q |

**14CE/914CE Series
Plunger actuated switches
(continued)**

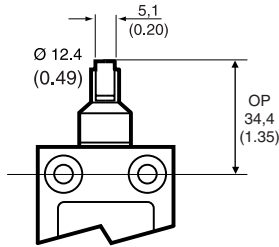
Top roller plunger, perpendicular



| NORTH AMERICA/GLOBAL | REFERENCE |
|-----------------------------|-----------|
| 3 ft cable, bottom exit | 914CE3-3 |
| 6 ft cable, bottom exit | 914CE3-6 |
| 6 ft cable, side exit | 914CE3-6A |
| 9 ft cable, bottom exit | 914CE3-9 |
| Connector (dc), bottom exit | 914CE3-Q |
| Connector (ac), bottom exit | 914CE3-Q1 |

| EUROPE | REFERENCE |
|----------------------------|-----------|
| 1 metre cable, bottom exit | 14CE3-1 |
| 2 metre cable, bottom exit | 14CE3-2 |
| 3 metre cable, bottom exit | 14CE3-3 |

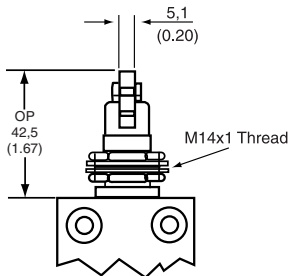
*Top roller plunger, perpendicular,
boot seal*



Operating force (OF): 17,5 N (3.82 lb)

| NORTH AMERICA/GLOBAL | REFERENCE |
|-------------------------|------------|
| 3 ft cable, bottom exit | 914CE55-3 |
| 3 ft cable, side exit | 914CE55-3A |

*Top roller plunger, perpendicular,
panel mounted*



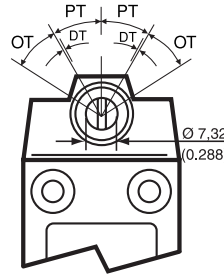
| NORTH AMERICA/GLOBAL | REFERENCE |
|-------------------------|-----------|
| 3 ft cable, bottom exit | 914CE29-3 |
| 6 ft cable, bottom exit | 914CE29-6 |

**Side rotary and wobble
actuated switches**

OPTIONS

Rotary motion

(actuating lever not included - use any
LSZ51*, LSZ52*, LSZ54*, LSZ55* or LSZ61*
Series shown on page ??)

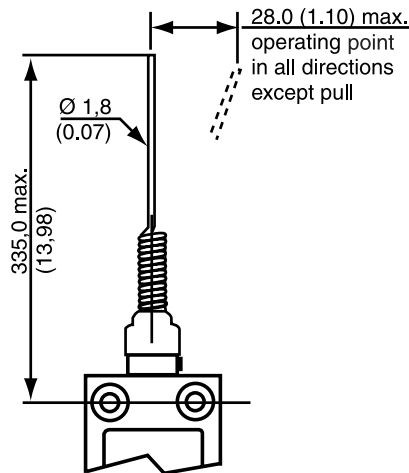


Operating torque: 0,3 Nm (2.66 in lb)
Pretravel (PT): 30° max.
Overtravel (OT) mm: 40° min.
Differential travel: 3°

| NORTH AMERICA/GLOBAL | REFERENCE |
|-----------------------------|------------|
| 3 ft cable, bottom exit | 914CE16-3 |
| 3 ft cable, side exit | 914CE16-3A |
| 6 ft cable, bottom exit | 914CE16-6 |
| 9 ft cable, bottom exit | 914CE16-9 |
| Connector (dc), bottom exit | 914CE16-Q |

| EUROPE | REFERENCE |
|----------------------------|-----------|
| 1 metre cable, bottom exit | 14CE16-1 |
| 2 metre cable, bottom exit | 14CE16-2 |
| 3 metre cable, bottom exit | 14CE16-3 |

Wobble Spring wire



Operating Force (OF): 0,55 N (0.12 lb)

| NORTH AMERICA/GLOBAL | REFERENCE |
|-----------------------------|-----------|
| 3 ft cable, bottom exit | 914CE20-3 |
| 6 ft cable, bottom exit | 914CE20-6 |
| 9 ft cable, bottom exit | 914CE20-9 |
| Connector (dc), bottom exit | 914CE20-Q |

| EUROPE | REFERENCE |
|----------------------------|-----------|
| 1 metre cable, bottom exit | 14CE20-1 |
| 3 metre cable, bottom exit | 14CE20-3 |