

TECHNICAL SERVICE BULLETIN



CAMON C2000 Tiller

Guide to Start Levers

C2000 On/Off Switch & Throttle Lever

The following throttle and on/off switch have been replaced:




Figure 1

Throttle Lever
Part No: 17613



Figure 2

On/Off Switch
Part No: 35120-733-F51

The new Start lever combines the on/off switch and throttle lever into a single part:




Figure 3

On/Off Switch & Throttle Assembly Inc Throttle Cable
Part No: 2501002
Exc Throttle Cable
Part No: 2501002-2



Figure 4

Throttle Cable
Part No: 2501002-1

The new Throttle and Switch can be used on older C2000 handlebars.

C2000 Control Lever

The new Start levers cannot be attached to older C2000 handlebars that have the welded control lever bracket attached.

The welded metal control lever has been replaced by a bolt-on plastic control lever:




Figure 5

C2000 Control Lever Assembly inc Cable
Part No: 25010001



Figure 6

Control Lever exc Cable
Part No: 25010001-1




Figure 7

Control Cable Only
Part No: 25010001-2

If you require further assistance please contact our Technical Department via email technical@tracmaster.co.uk or phone 01444 247689.