

TECHNICAL SERVICE BULLETIN



CAMON C2000 Tiller

Guide to Start Levers

C2000 On/Off Switch & Throttle Lever

The following throttle and on/off switch have been replaced:




Figure 1

Throttle Lever

Part No: 17613



Figure 2

On/Off Switch

Part No: 35120-733-F51

The new Start lever combines the on/off switch and throttle lever into a single part:




Figure 3

On/Off Switch & Throttle Assembly

Inc Throttle Cable

Part No: 2501002

Exc Throttle Cable

Part No: 2501002-2



Figure 4

Throttle Cable

Part No: 2501002-1

The new Throttle and Switch can be used on older C2000 handlebars.

C2000 Control Lever

The new Start levers cannot be attached to older C2000 handlebars that have the welded control lever bracket attached.

The welded metal control lever has been replaced by a bolt-on plastic control lever:




Figure 5

C2000 Control Lever Assembly inc Cable

Part No: 25010001



Figure 6

Control Lever exc Cable

Part No: 25010001-1



Figure 7

Control Cable Only

Part No: 25010001-2

If you require further assistance please contact our Technical Department via email technical@tracmaster.co.uk or phone 01444 247689.