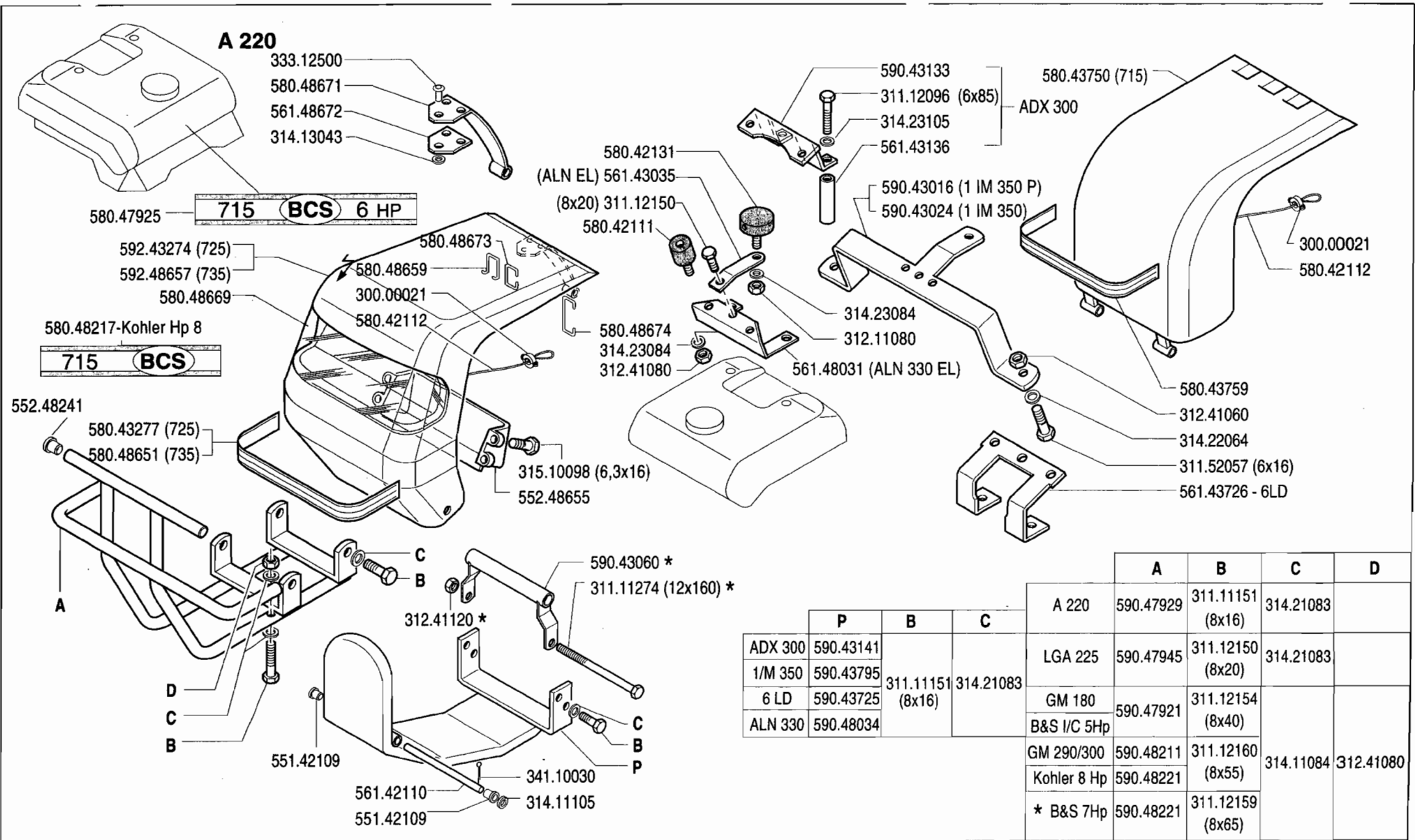


serie **700**

Motocoltivatori



BCS SpA - Viale Mazzini, 161 - 20081 ABBIATEGRASSO - MI - Italia



		A	B	C	D
A 220	590.47929	311.11151 (8x16)	314.21083		
LGA 225	590.47945	311.12150 (8x20)	314.21083		
GM 180	590.47921	311.12154 (8x40)			
B&S I/C 5Hp	590.48211	311.12160 (8x55)	314.11084	312.41080	
GM 290/300	590.48221	311.12159 (8x65)			
Kohler 8 Hp	590.48221				
* B&S 7Hp	590.48221				

	P	B	C
ADX 300	590.43141		
1/M 350	590.43795	311.11151 (8x16)	314.21083
6 LD	590.43725		
ALN 330	590.48034		



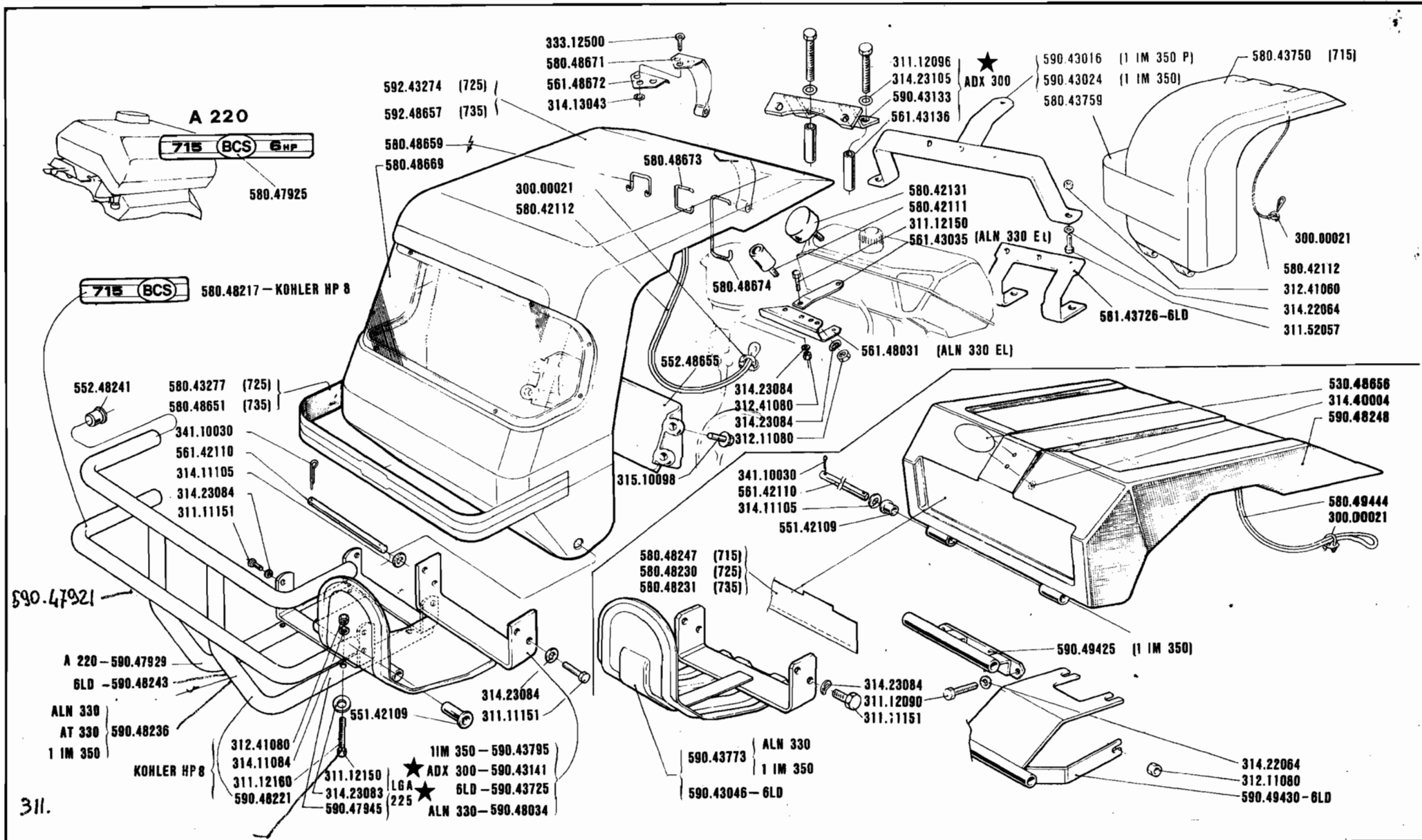
SERIE
700

COFANO MOTORE
CAPO MOTOR
COFFRE MOTEUR
ENGINE COVER
MOTORHAUBE

DALLA MACCHINA
DE LA MAQUINA
DE LA MACHINE
FROM THE MACHINE
AB DER MASCHINE
N.

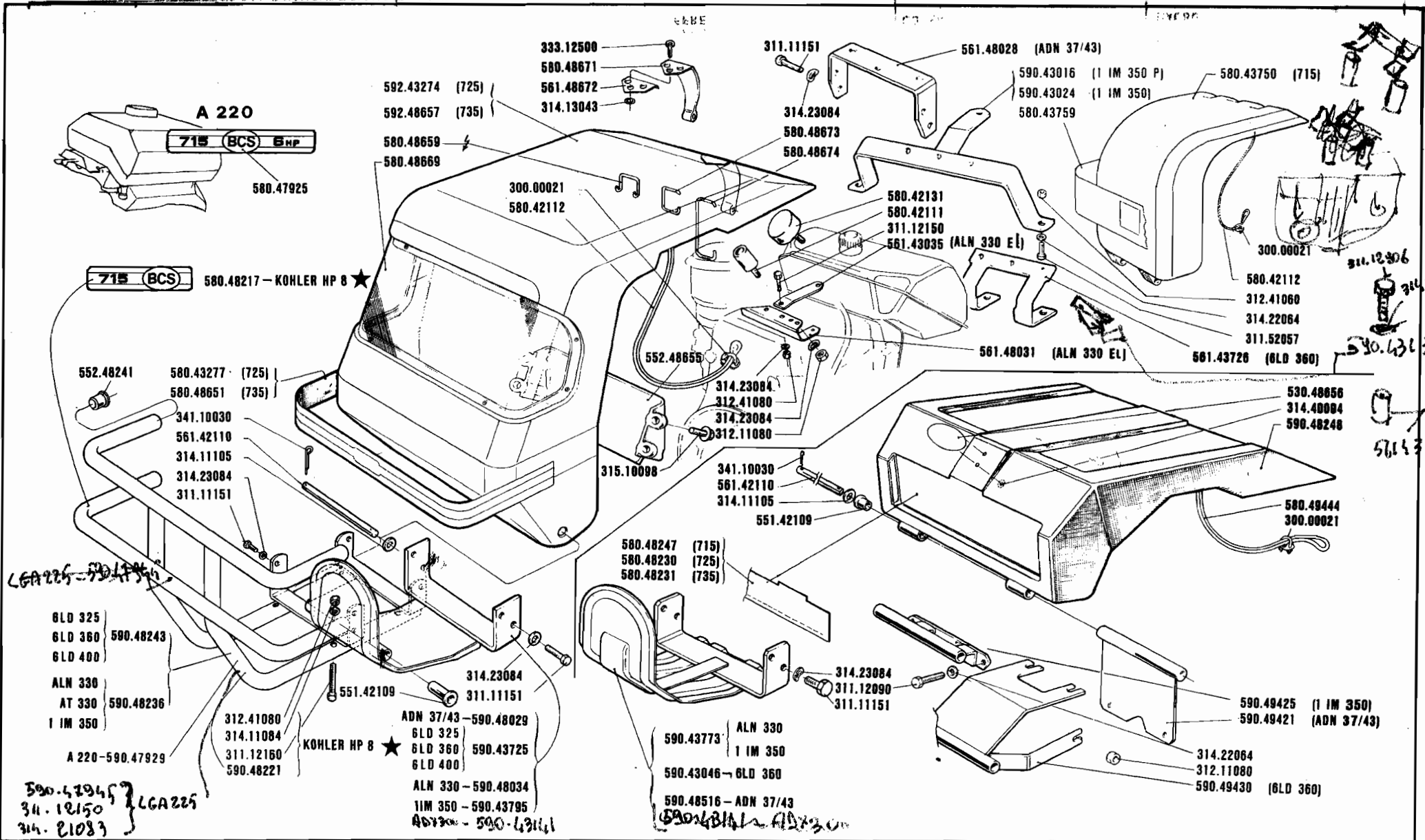
91212
715
725
735

01.08
01.10.1993

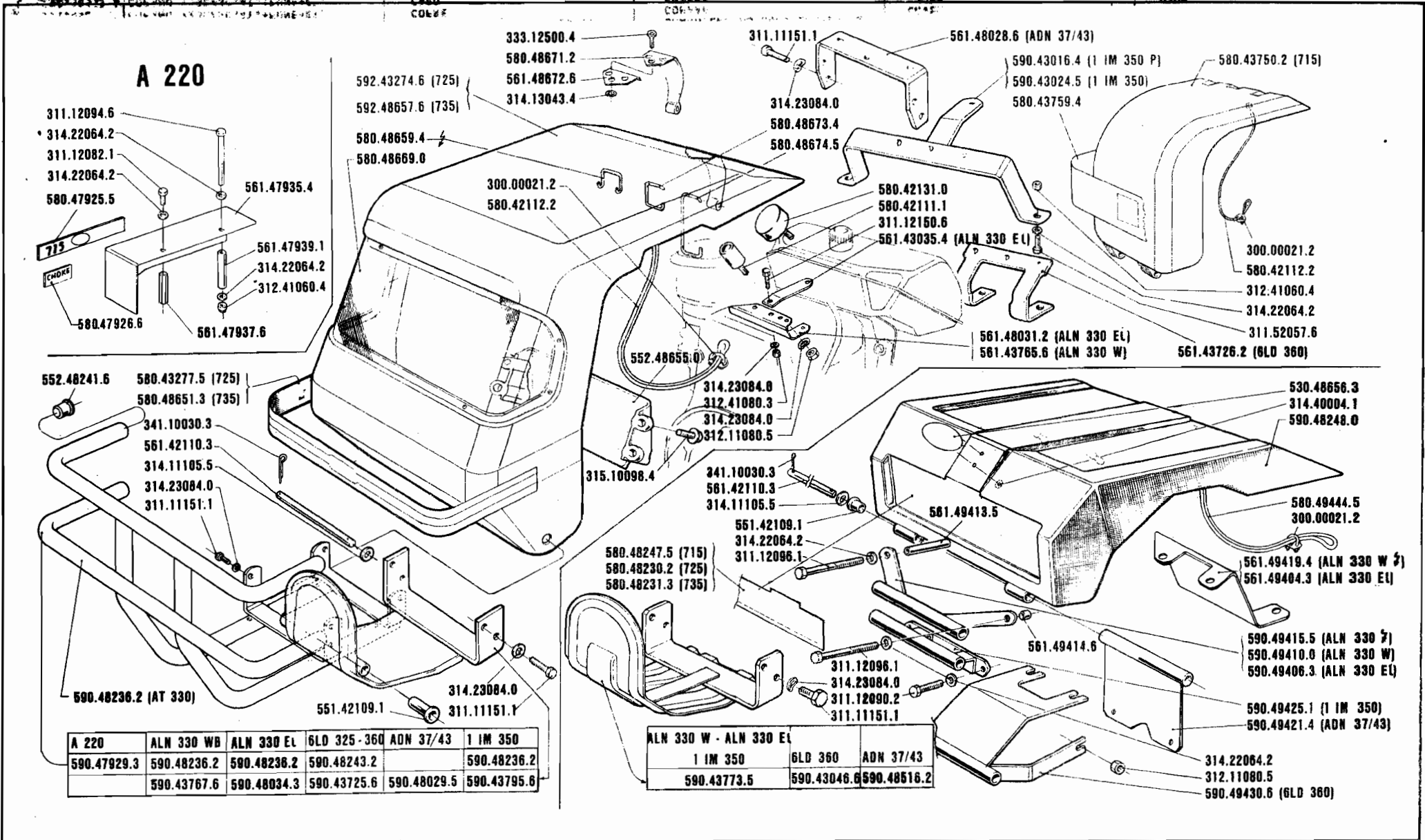


	SERIE	700 CAPO MOTOR COFFRE MOTEUR ENGINE COVER MOTORHAUBE	DALLA MACCHINA DE LA MAQUINA DE LA MACHINA FROM THE MACHINE AB DER MASCHINE	715	01-06 01.04-1991
			725		
			735		
			745		

N.



	SERIE	COFANO MOTORE		DALLA MACCHINA	79782715	01-05	
	700	CAPO MOTOR	ENGINE COVER	DE LA MAQUINA			
		COFFRE MOTEUR	MOTORHAUBE	DE LA MACHINE			725
				FROM THE MACHINE			735
				AB DER MASCHINE	745	1.10.1989	
				N.			



715 · 725
735 · 745

CAPO MOTOR
COFFRE MOTEUR

COFANO MOTORE

ENGINE COVER
MOTORHAUBE

DALLA MACCHINA
DE LA MAQUINA
DE LA MACHINE
FROM THE MACHINE
AB DER MASCHINE

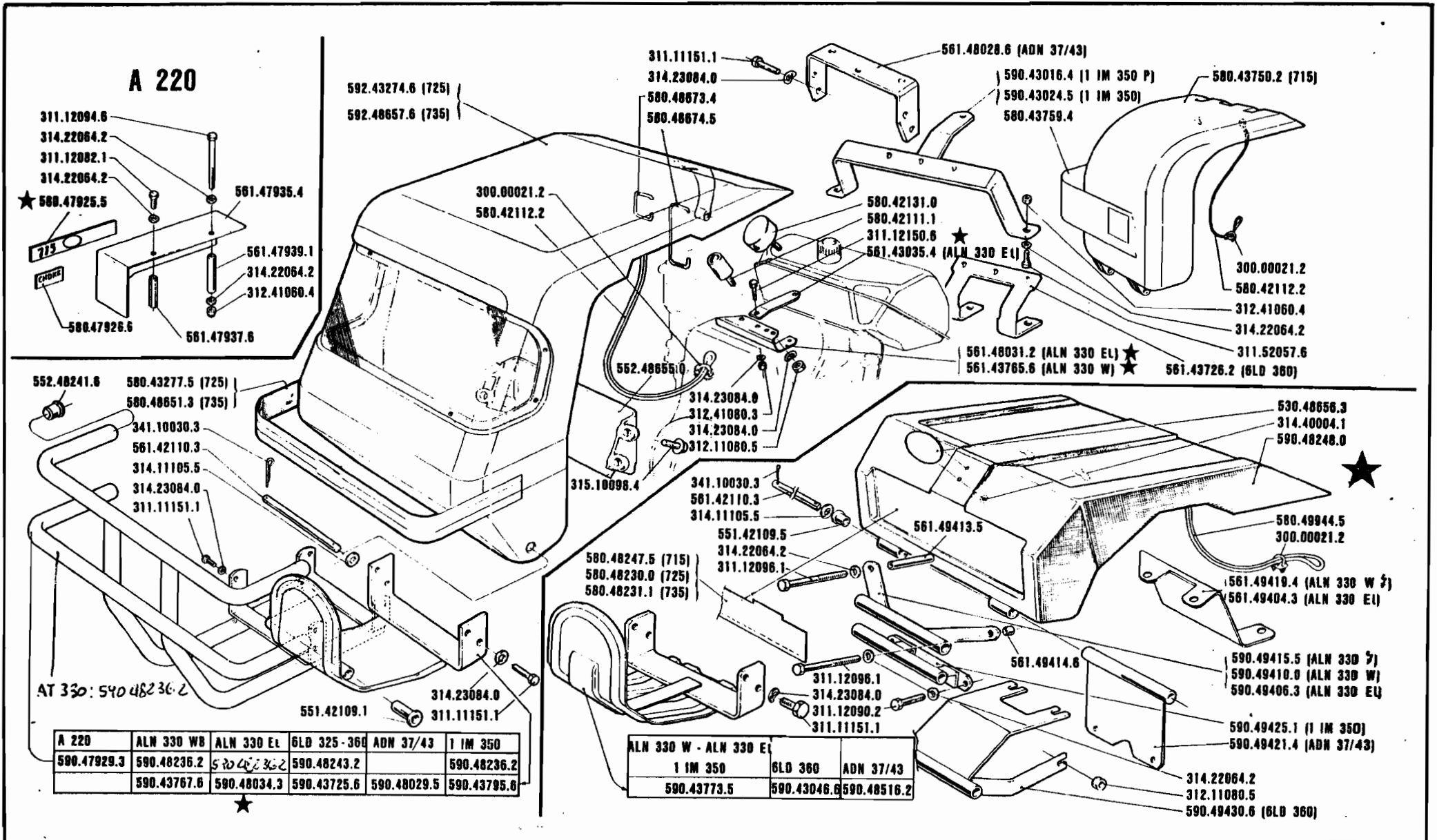
N°

78600 715

84900 { 725 / 735

01.04

1.10.1988★



715 - 725
735 - 745

CAPO MOTOR
COFFRE MOTEUR

COFANO MOTORE

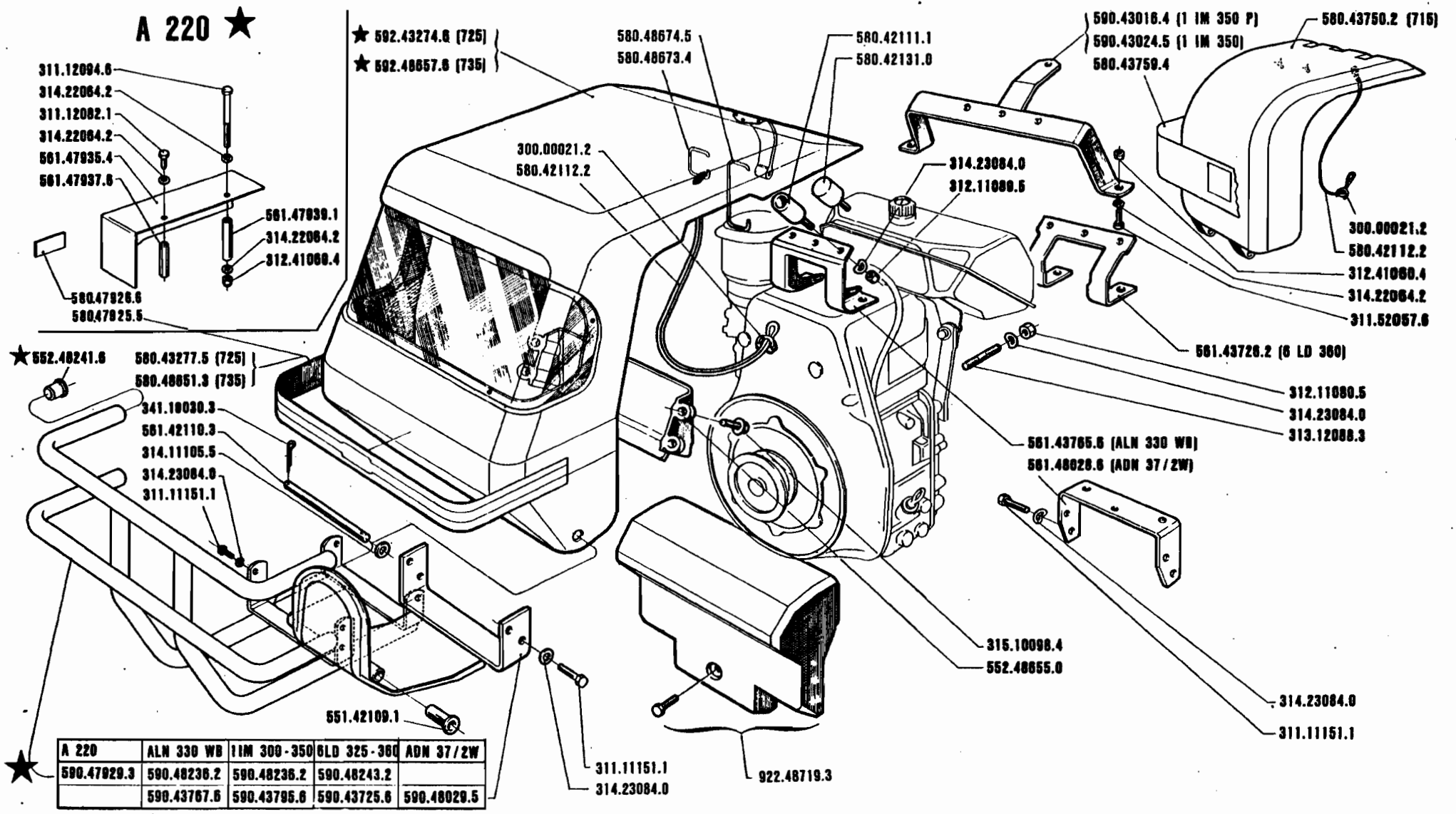
ENGINE COVER
MOTORHAUBE

DALLA MACCHINA
DE LA MAQUINA
DE LA MACHINE
FROM THE MACHINE
AB DER MASCHINE
N°

73793 {715
77193 {725
 {735

01.03
1.10.1987

A 220 ★



A 220	ALN 330 WB	1IM 300-350	6LD 325-360	ADM 37/2W
590.47929.3	590.48236.2	590.48236.2	590.48243.2	
	590.43767.6	590.43795.6	590.43725.6	590.48029.5



715 - 725
735 - 745

CAPO MOTOR
 COFFRE MOTEUR

COFANO MOTORE

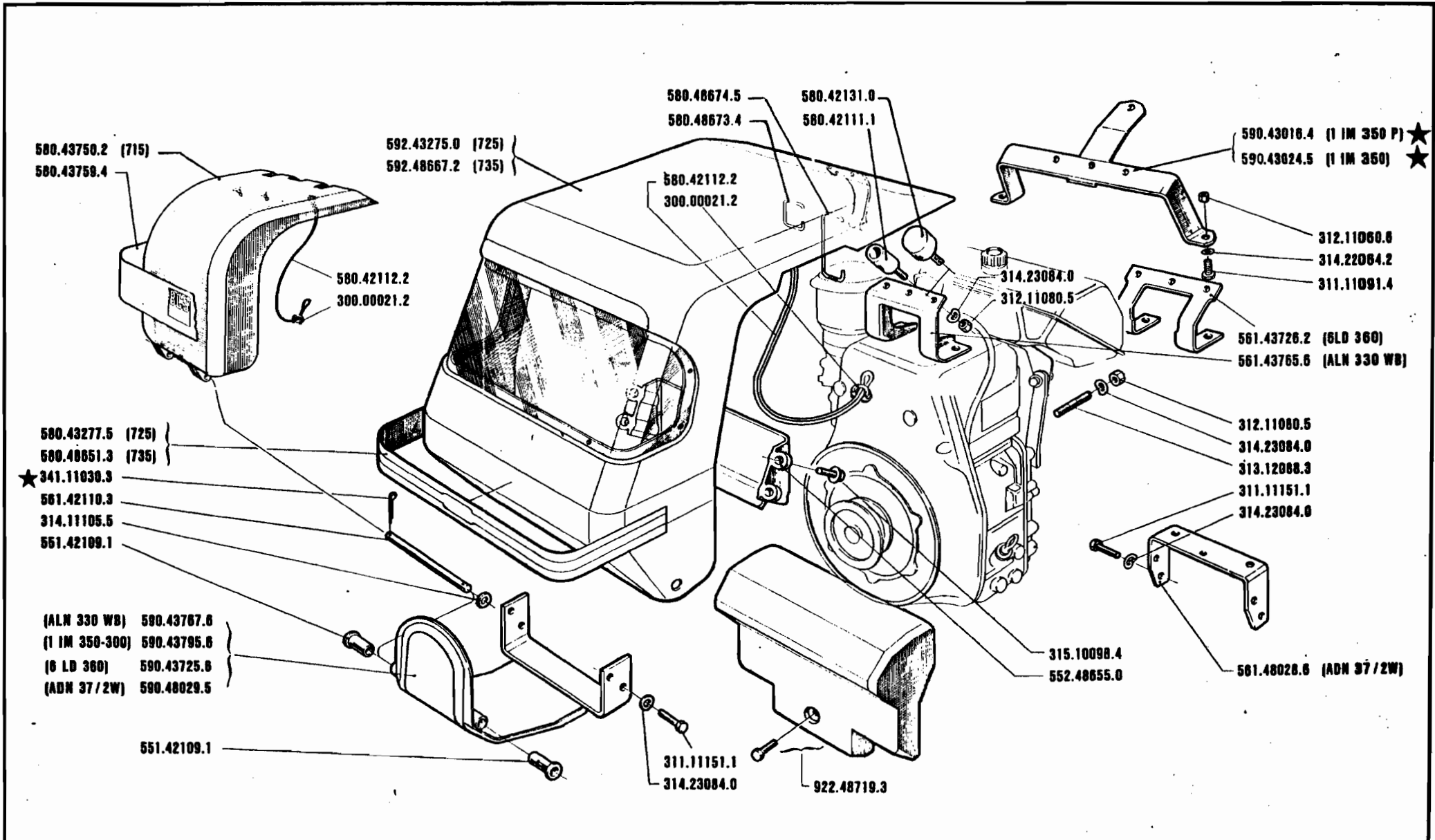
ENGINE COVER
 MOTORHAUBE

DALLA MACCHINA
 DE LA MAQUINA
 DE LA MACHINE
 FROM THE MACHINE
 AB DER MASCHINE
N°

73793 {715
 77193 {725
 {735

01.02

1.4.1987



715 - 725
735 - 745

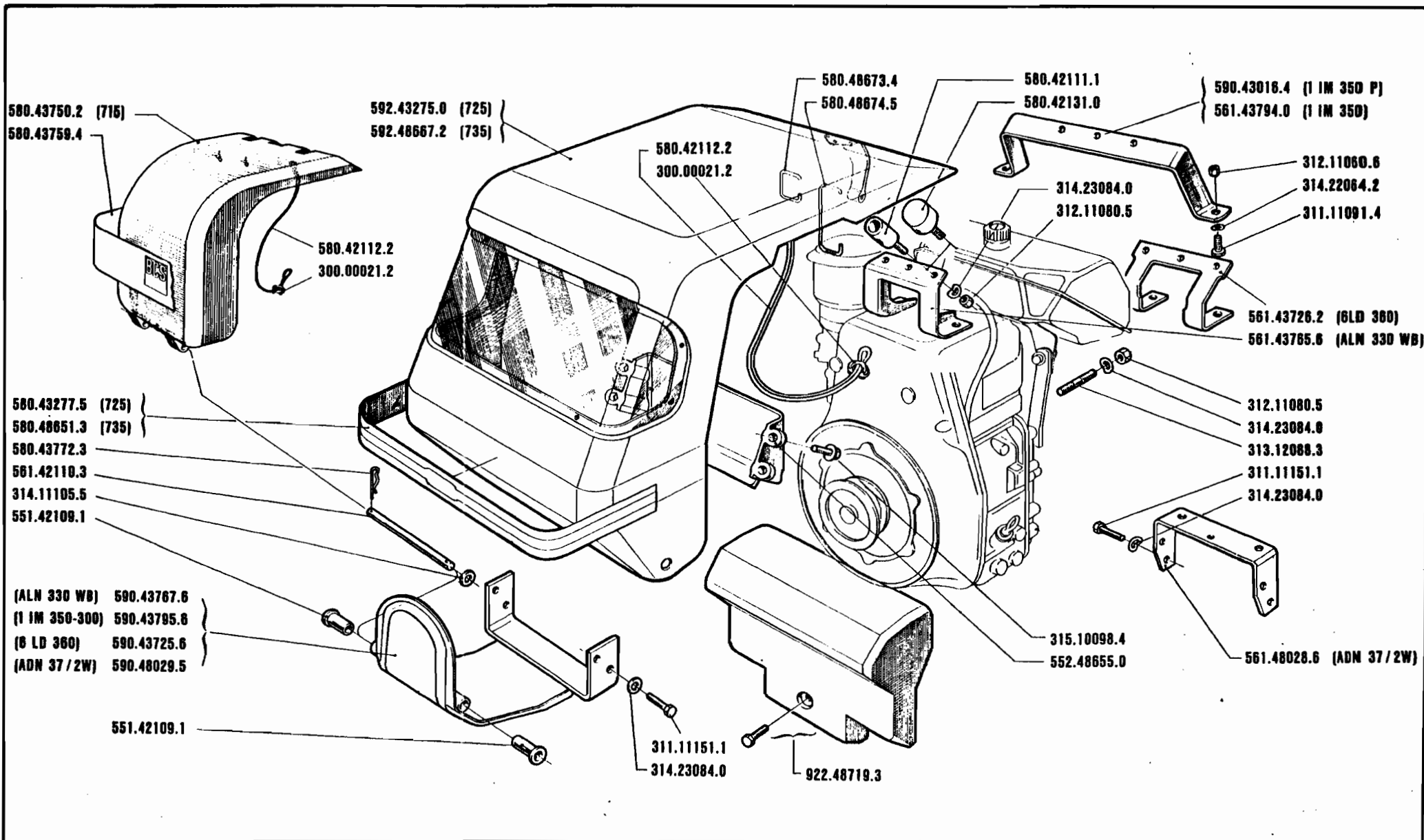
COFANO MOTORE
CAPO MOTOR
COFFRE MOTEUR

ENGINE COVER
MOTORHAUBE

DALLA MACCHINA
DE LA MAQUINA
DE LA MACHINE
FROM THE MACHINE
AB DER MASCHINE
N°

67.963 715
64.757 725
735

01.01
1.4.1986



715 - 725
735 - 745

CAPO MOTOR
COFFRE MOTEUR

COFANO MOTORE

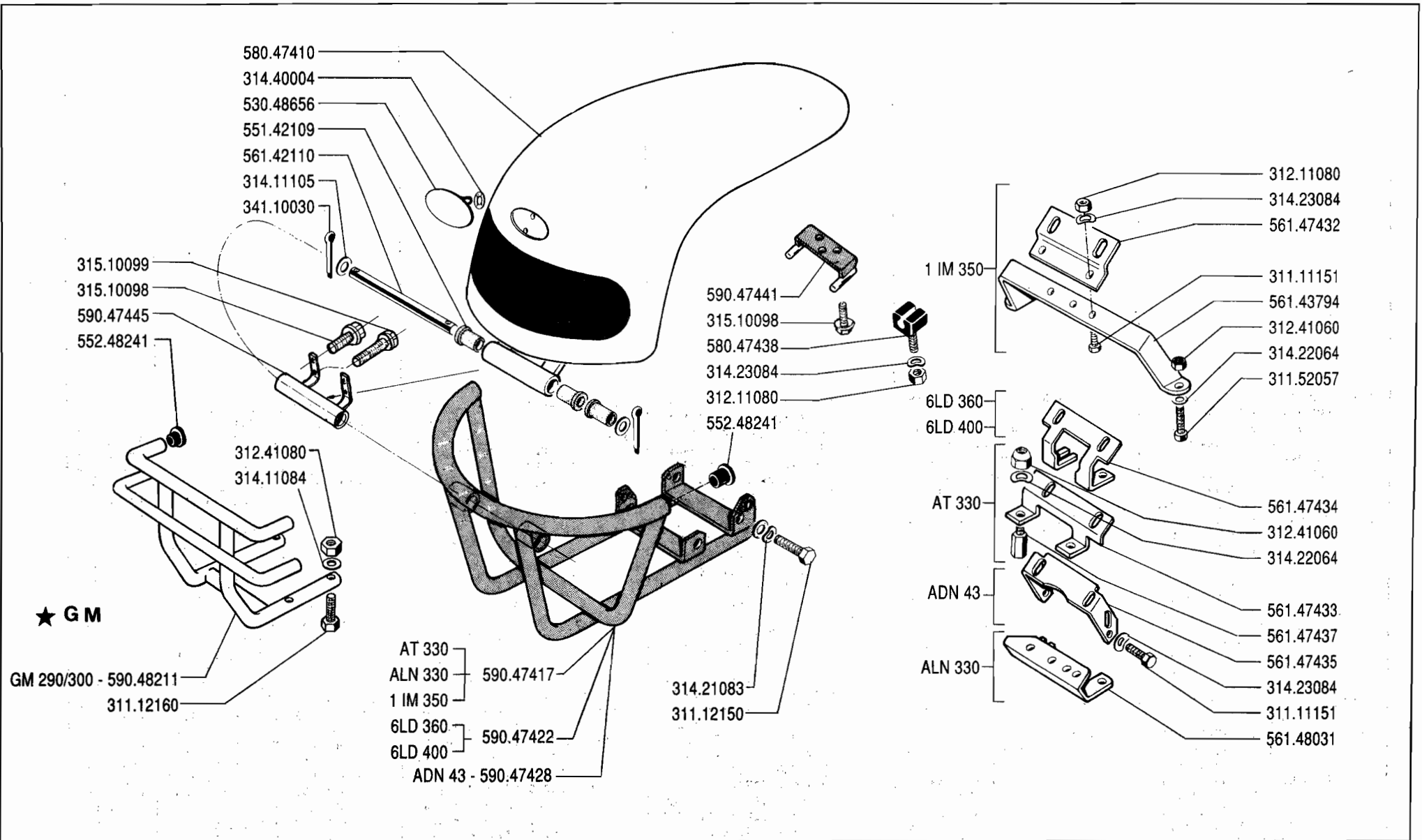
ENGINE COVER
MOTORHAUBE

DALLA MACCHINA
DE LA MAQUINA
DE LA MACHINE
FROM THE MACHINE
AB DER MASCHINE
N°

67.963 {715
64.757 {725
735

01.00

1.9.1985



SERIE

700

COFANO MOTORE 737

CAPO MOTOR
COFFRE MOTEUR

ENGINE COVER
MOTORHAUBE

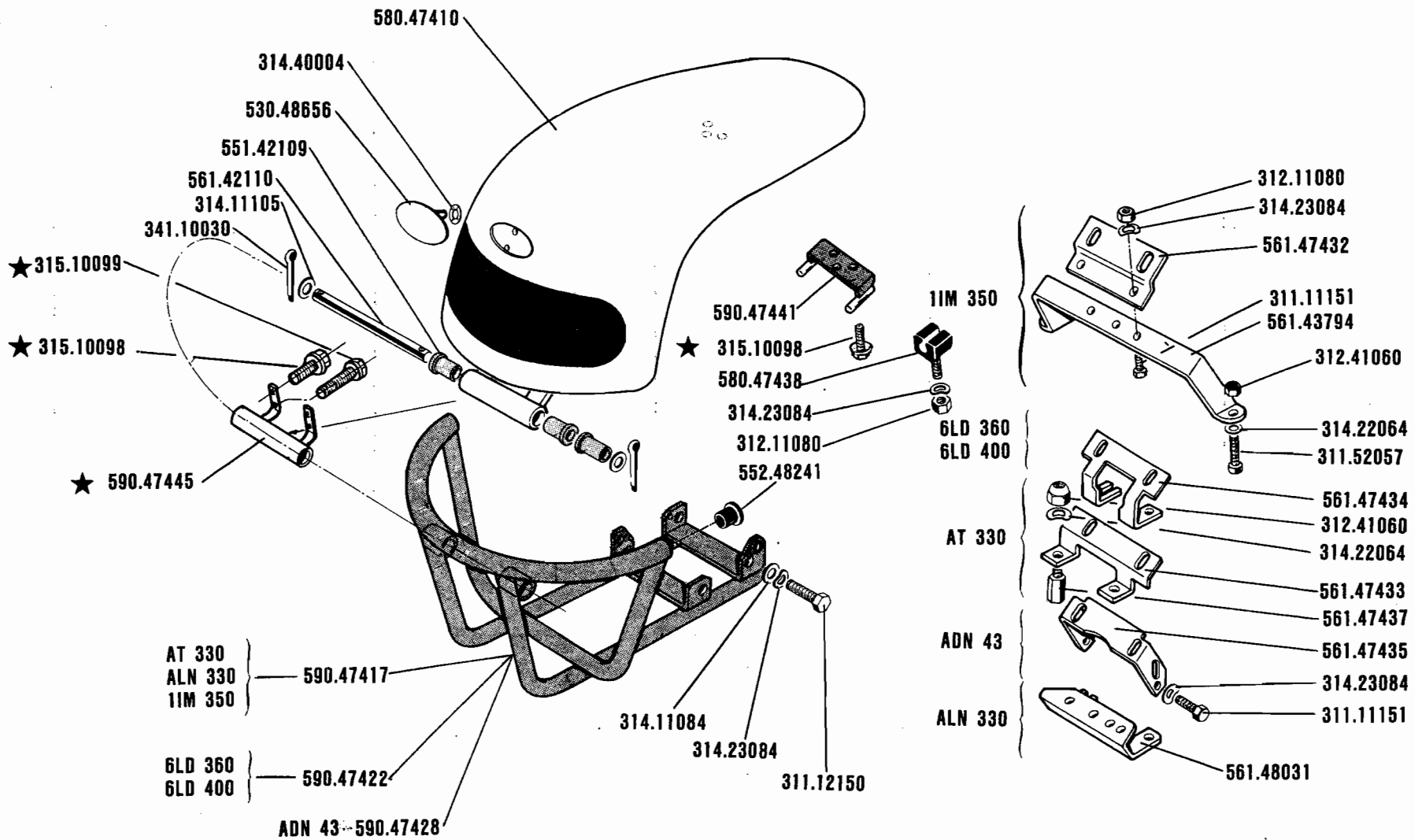
DALLA MACCHINA
DE LA MAQUINA
DE LA MACHINE
FROM THE MACHINE
AB DER MASCHINE

14730 737

01A02

N.

01.10.1991



SERIE

700

COFANO MOTORE 737

CAPO MOTOR
COFFRE MOTEUR

ENGINE COVER
MOTORHAUBE

DALLA MACCHINA
DE LA MAQUINA
DE LA MACHINE
FROM THE MACHINE
AB DER MASCHINE

N.

10000 737

01A01

01.10.1990

300.00548

314.41064

314.40004
resistor d'arresto

quando si avvia l'introduzione (e in particolari lo stampo di plastica)

- 580.47410
- 314.40004
- 530.48656
- 551.42109
- 561.42110
- 314.11105
- 341.10030

590.47445 +
2 viti 315.10098
2 viti 315.10099

- 551.42109
- 551.42109
- 314.11105
- 341.10030

- 590.47441
- 314.22064
- 311.12082
- 580.47438
- 314.23084
- 312.11080
- 552.48241

315.10048

- 312.11080
- 314.23084
- 561.47432
- 311.11151
- 561.43794
- 312.41060
- 314.22064
- 311.52057
- 561.47434
- 312.41060
- 314.22064
- 561.47433
- 561.47437
- 561.47435
- 314.23084
- 311.11151
- 561.48031

1 IM
6 LD
AT
ADN
ALN

- AT -	- ALN -	- 1 IM -	- ADN -	- 6 LD -
590.47417			590.47428	590.47422
		314.11084		
		314.23084		
		311.12150		

★★

di lavoro 9/10



737

CAPO MOTOR
COFFRE MOTEUR

COFANO MOTORE
(737)

ENGINE COVER
MOTORHAUBE

DALLA MACCHINA
DE LA MAQUINA
DE LA MACHINE
FROM THE MACHINE
AB DER MASCHINE

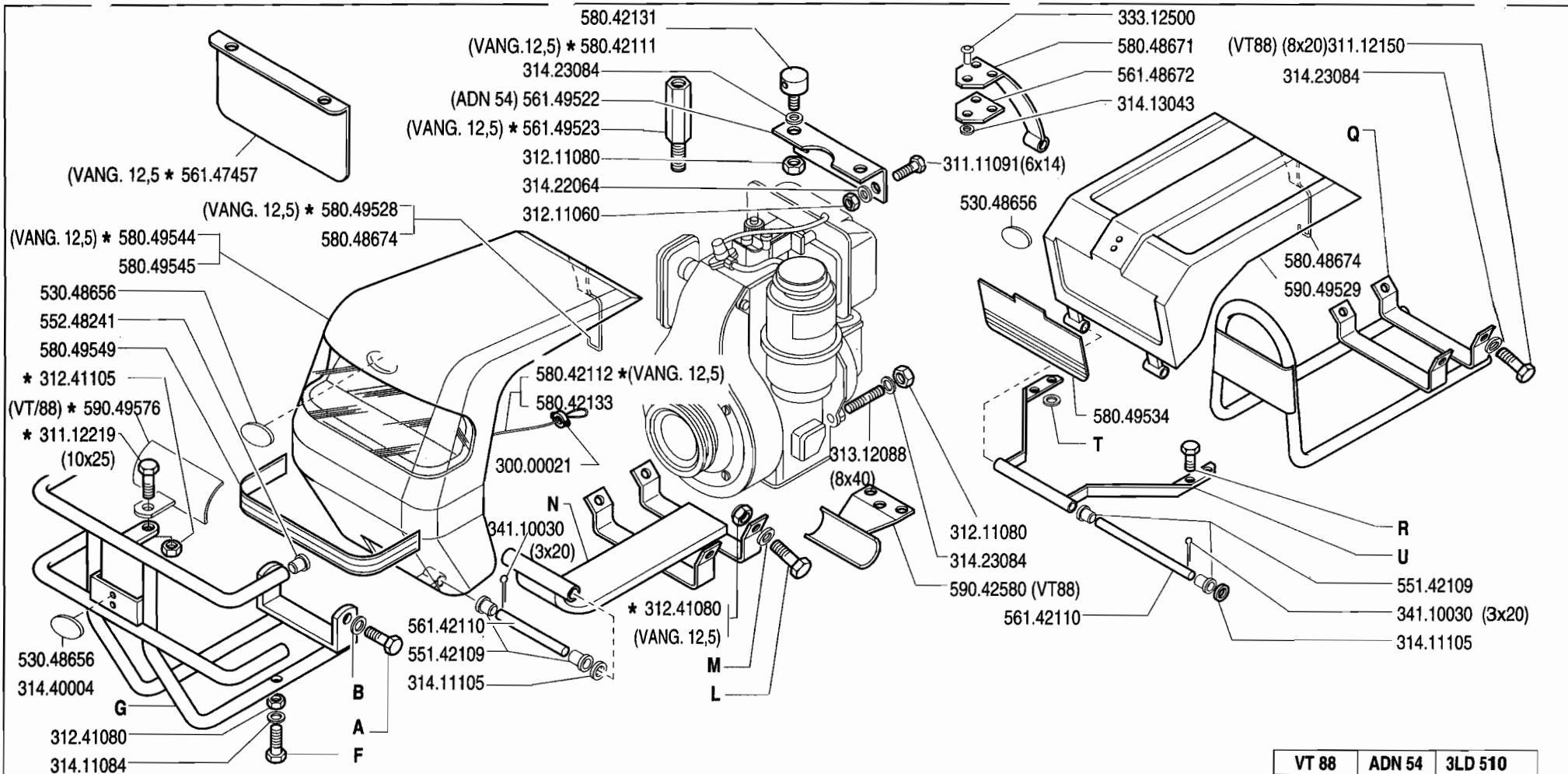
N°

10000

737

01 A 00

1.04.1989



	A	B	F	G
3 LD 510	311.12210 (10x20)	314.23105		590.49835
VT/88	311.12150 (8x20)	314.23084		590.49451
KOHLER 14 HP			311.12156	590.49451
VANG.12,5			311.21159	590.48614

	L	M	N
ADN 54	311.12150 (8x20)	314.23084	590.49520
VT/88	311.12150 (8x20)	314.23084	590.49513
3 LD 510	311.12210 (10x20)	314.23105	590.49515
* VANG. 12,5	311.12155 (8x45)	314.11084	590.49518

	VT 88	ADN 54	3LD 510
Q	590.49750	590.49768	590.49759
R	311.12086 (6x30)	311.11151 (8x16)	311.11091 (6x14)
T	314.11064		314.22064
U	590.49754	590.49769	590.49764 590.49760



SERIE

700

COFANO MOTORE (745)

CAPO MOTOR
COFFRE MOTEUR

ENGINE COVER
MOTORHAUBE

DALLA MACCHINA
DE LA MAQUINA
DE LA MACHINE
FROM THE MACHINE
AB DER MASCHINE

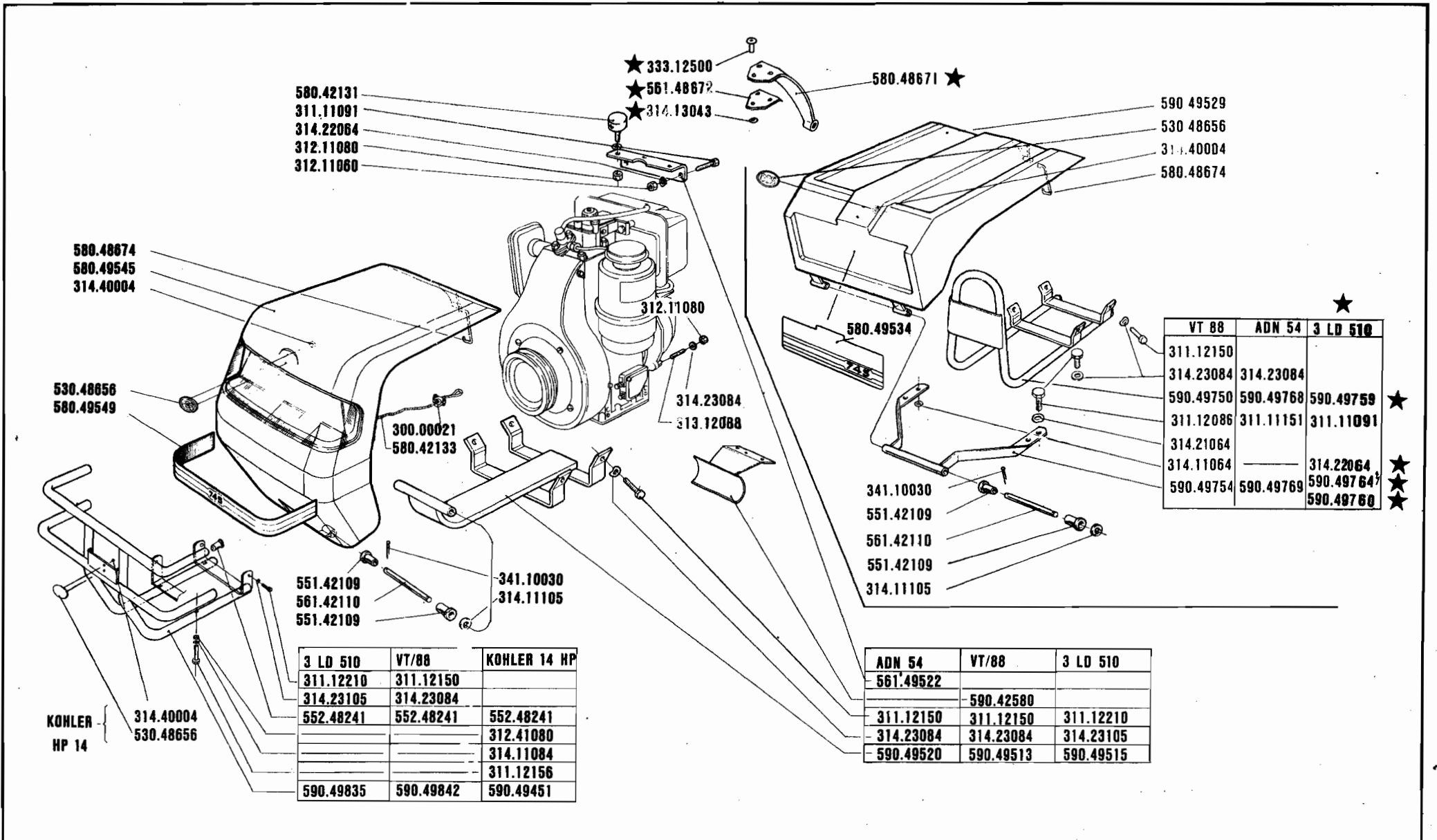
02.04

N.

205536

745

01.10.1993



580.42131
311.11091
314.22064
312.11080
312.11060

★ 333.12500
★ 561.48672
★ 314.13043

580.48671 ★

590.49529
530.48656
314.40004
580.48674

580.48674
580.49545
314.40004

530.48656
580.49549

300.00021
580.42133

312.11080

314.23084
313.12088

580.49534

551.42109
561.42110
551.42109

341.10030
314.11105

VT 88	ADN 54	3 LD 510
311.12150		
314.23084	314.23084	
590.49750	590.49768	590.49759 ★
311.12086	311.11151	311.11091
314.21064		
314.11064		314.22064 ★
590.49754	590.49769	590.49764 ★
		590.49760 ★

341.10030
551.42109
561.42110
551.42109
314.11105

KOHLER
HP 14

314.40004
530.48656

3 LD 510	VT/88	KOHLER 14 HP
311.12210	311.12150	
314.23105	314.23084	
552.48241	552.48241	552.48241
		312.41080
		314.11084
		311.12156
590.49835	590.49842	590.49451

ADN 54	VT/88	3 LD 510
561.49522		
	590.42580	
311.12150	311.12150	311.12210
314.23084	314.23084	314.23105
590.49520	590.49513	590.49515



715 · 725
735 · 745

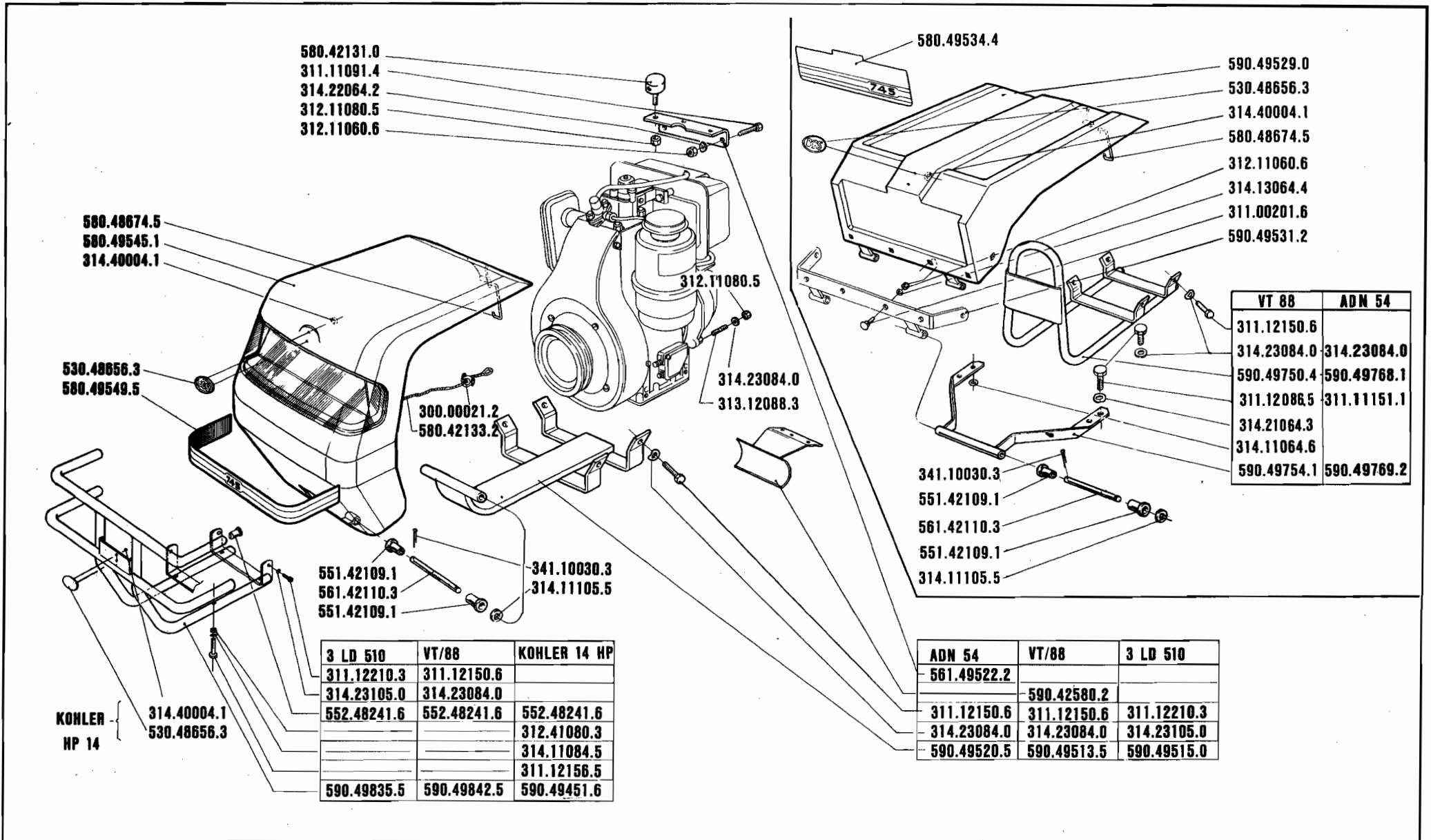
COFANO MOTORE (745)
CAPO MOTOR
COFFRE MOTEUR
ENGINE COVER
MOTORHAUBE

DALLA MACCHINA
DE LA MAQUINA
DE LA MACHINE
FROM THE MACHINE
AB DER MASCHINE
N°

715
725
735
204200
745

02.03

1.04.1989 ★



VT 88	ADN 54
311.12150.6	
314.23084.0	314.23084.0
590.49750.4	590.49768.1
311.12086.5	311.11151.1
314.21064.3	
314.11064.6	
590.49754.1	590.49769.2

3 LD 510	VT/88	KOHLER 14 HP
311.12210.3	311.12150.6	
314.23105.0	314.23084.0	
552.48241.6	552.48241.6	552.48241.6
		312.41080.3
		314.11084.5
		311.12156.5
590.49835.5	590.49842.5	590.49451.6

ADN 54	VT/88	3 LD 510
561.49522.2		
	590.42580.2	
311.12150.6	311.12150.6	311.12210.3
314.23084.0	314.23084.0	314.23105.0
590.49520.5	590.49513.5	590.49515.0



715 · 725
735 · 745

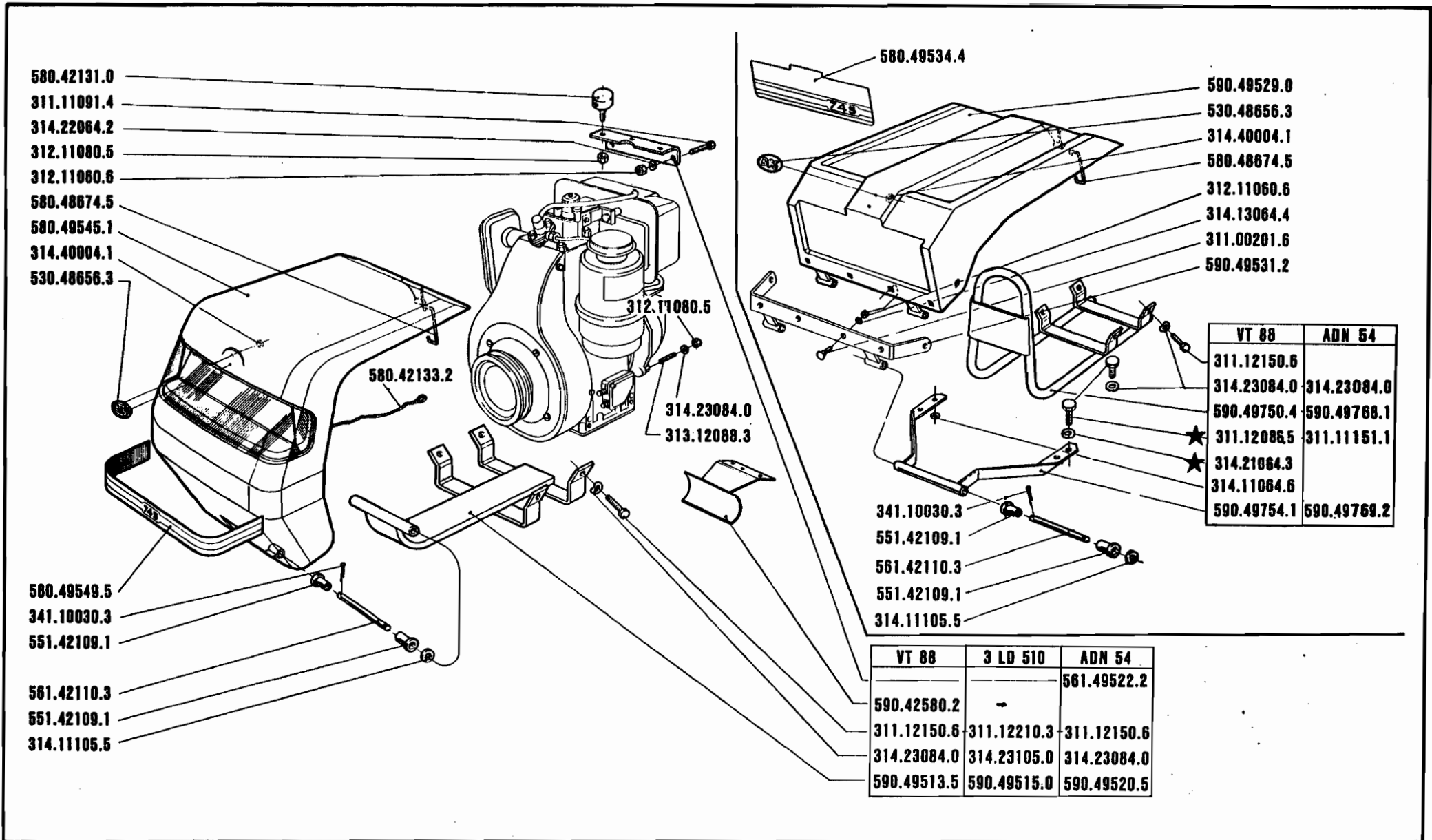
COFANO MOTORE (745)
CAPO MOTOR
COFFRE MOTEUR
ENGINE COVER
MOTORHAUBE

DALLA MACCHINA
DE LA MAQUINA
DE LA MACHINE
FROM THE MACHINE
AB DER MASCHINE
N°

715
725
735
203191 745

02.02

1.10.1988



715 - 725
735 - 745

COFANO MOTORE (745)

CAPO MOTOR
COFFRE MOTEUR

ENGINE COVER
MOTORHAUBE

DALLA MACCHINA
DE LA MAQUINA
DE LA MACHINE
FROM THE MACHINE
AB DER MASCHINE

N°

203000

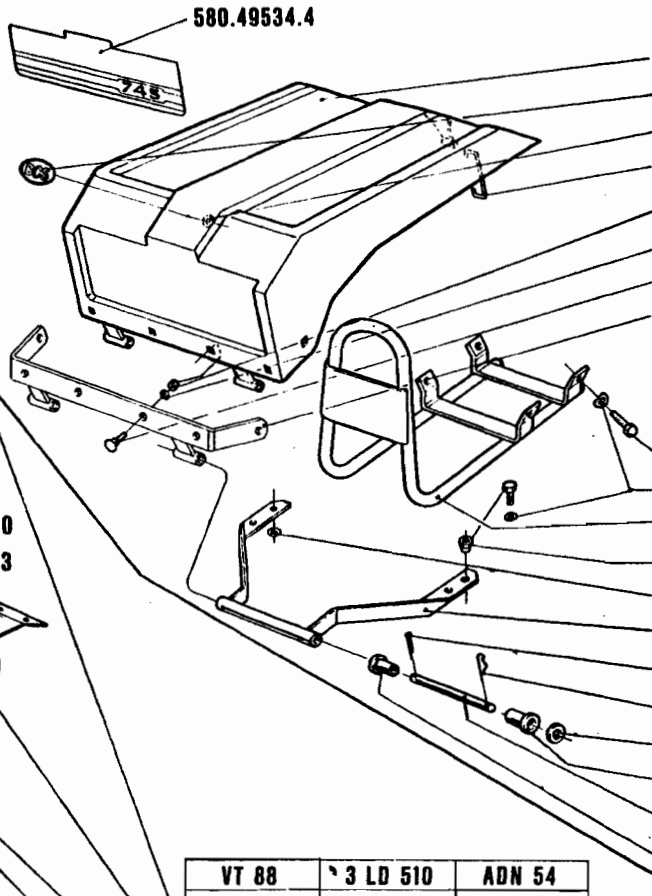
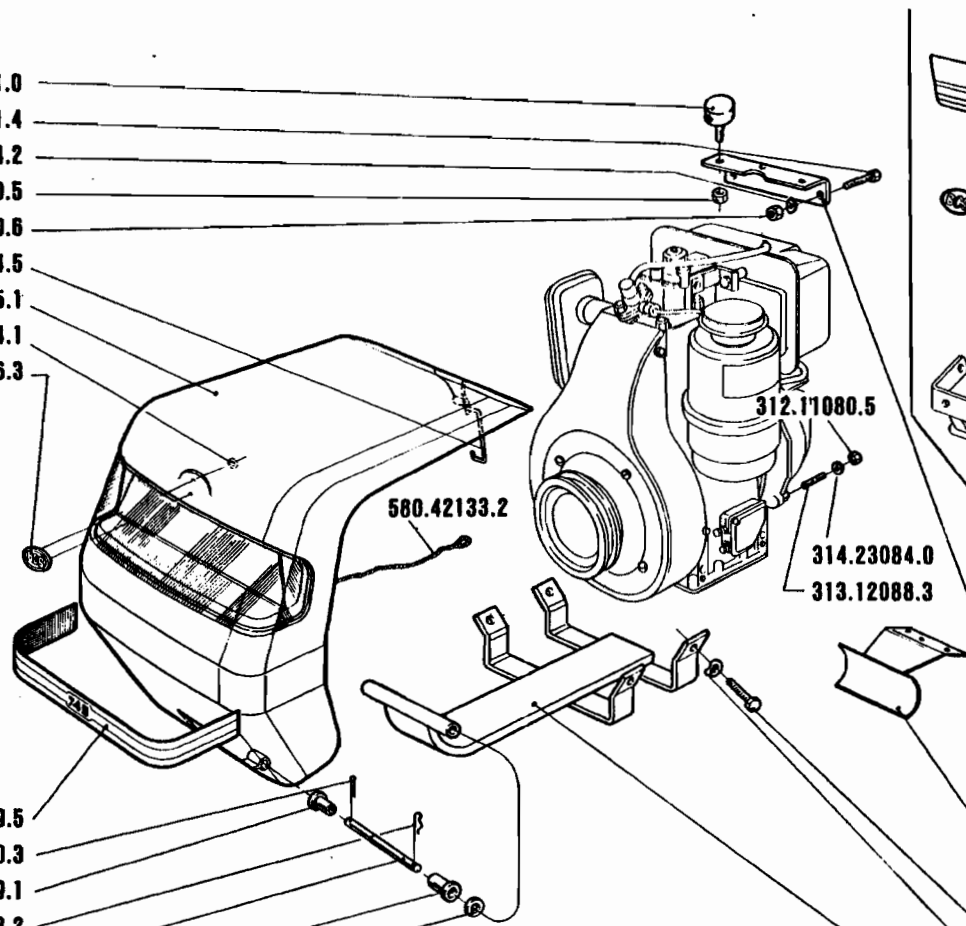
745

02.01

1.4.1987

580.42131.0
 311.11091.4
 314.22064.2
 312.11080.5
 312.11060.6
 580.48674.5
 580.49545.1
 314.40004.1
 530.48656.3

580.49549.5
 341.10030.3
 551.42109.1
 580.50533.2
 561.42110.3
 551.42109.1
 314.11105.5



590.49529.0
 530.48656.3
 314.40004.1
 580.48674.5
 312.11060.6
 314.13064.4
 311.00201.6
 590.49531.2

VT 88	ADN 54
311.12150.6	
314.23084.0	314.23084.0
590.49750.4	590.49768.1
563.49757.2	311.11151.1
314.11064.6	
590.49754.1	590.49769.2

341.10030.3
 580.50533.2
 314.11105.5
 551.42109.1
 561.42110.3
 551.42109.1

VT 88	3 LD 510	ADN 54
		561.49522.2
590.42580.2		
311.12150.6	311.12210.3	311.12150.6
314.23084.0	314.23105.0	314.23084.0
590.49513.5	590.49515.0	590.49520.5



715 - 725
735 - 745

CAPO MOTOR
 COFFRE MOTEUR

COFANO MOTORE (745)

ENGINE COVER
 MOTORHAUBE

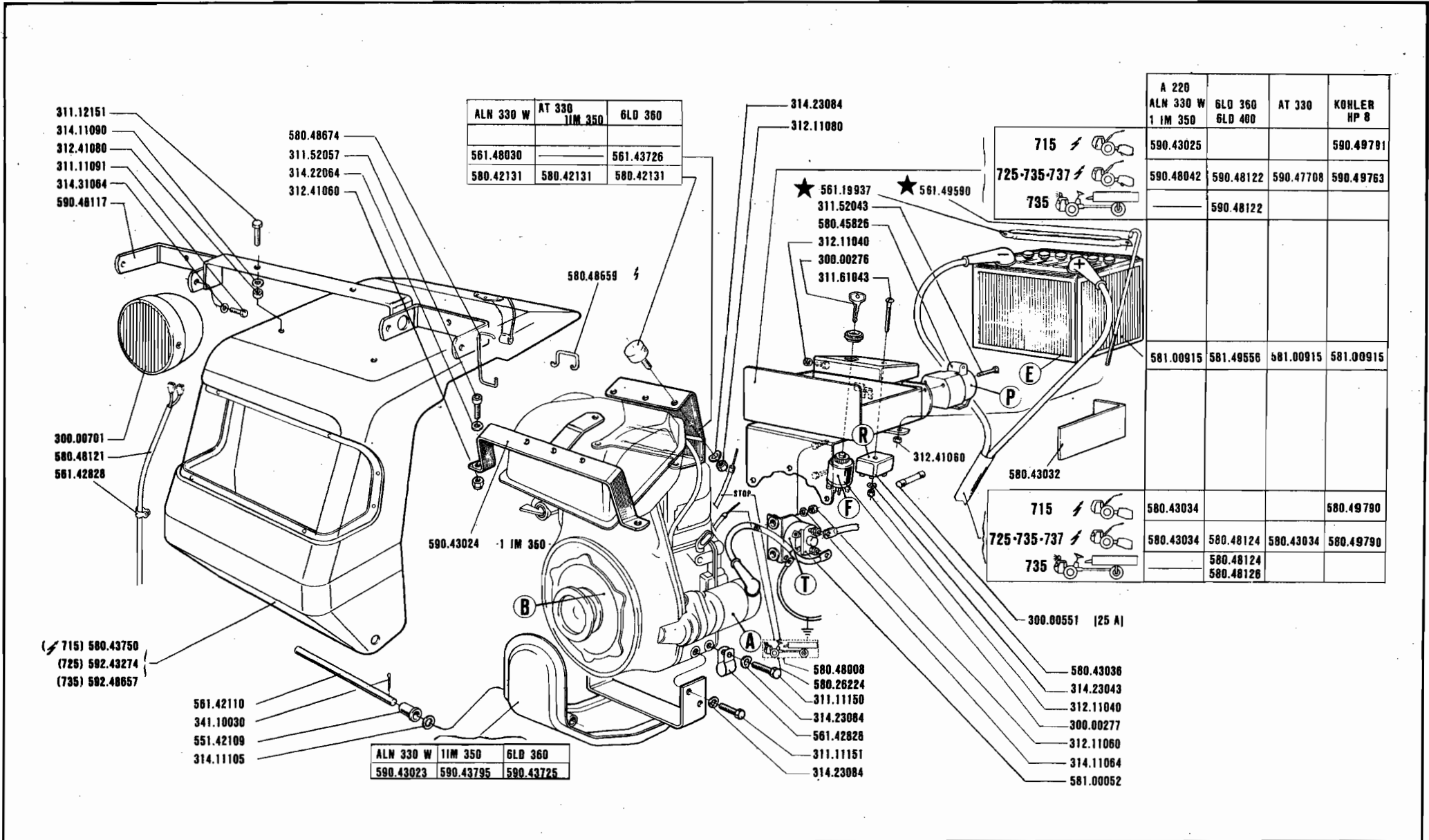
DALLA MACCHINA
 DE LA MAQUINA
 DE LA MACHINE
 FROM THE MACHINE
 AB DER MASCHINE

N°

200001 745

02.00

1.9.1985



SERIE

700

AVVIAMENTO ELETTRICO (715-725-735-737)

ARRANQUE ELECTRICO
DÉMARRAGE ÉLECTRIQUE

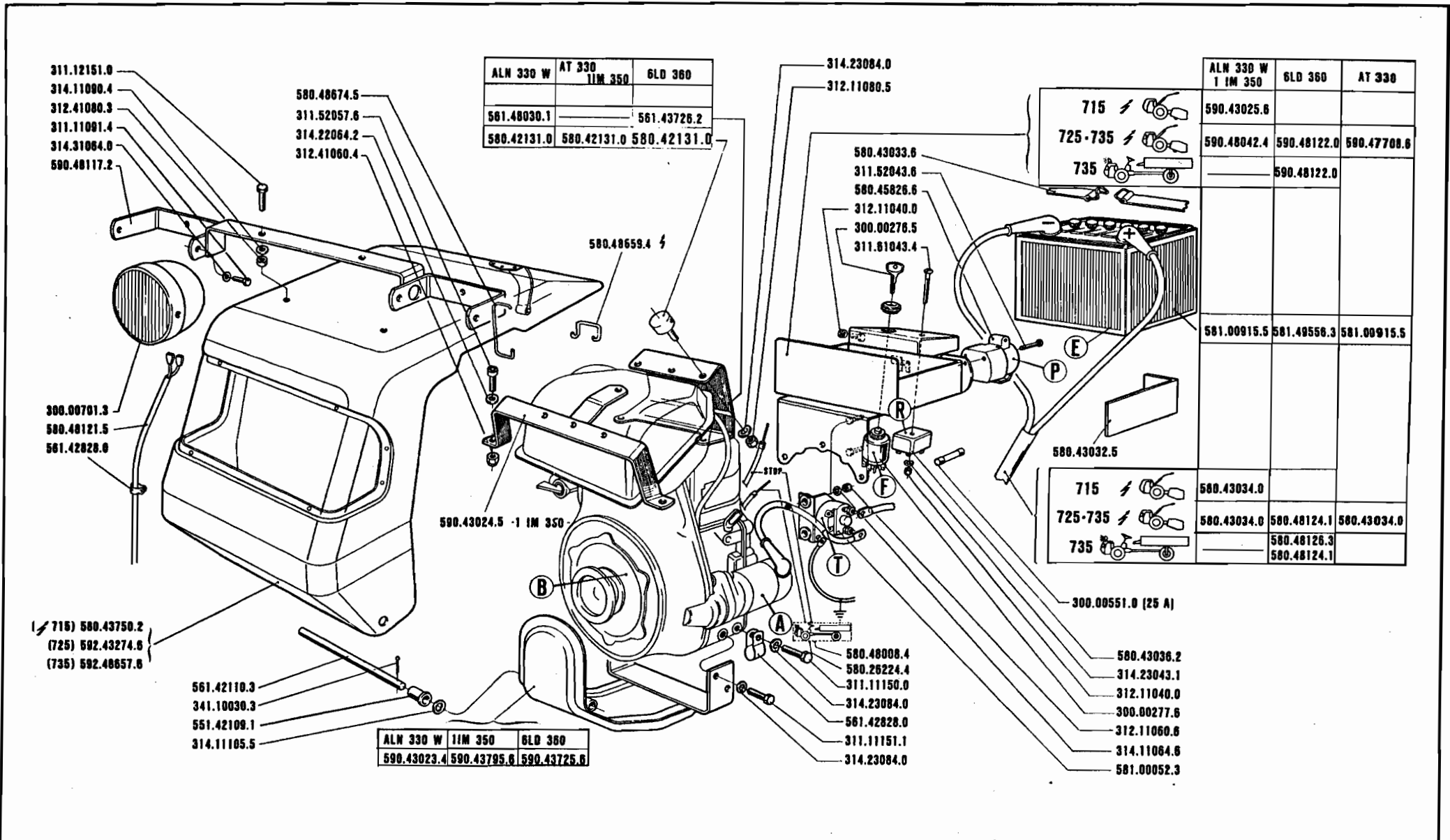
ELECTRIC STARTER
ELEKTROSTART

DALLA MACCHINA
DE LA MAQUINA
DE LA MACHINE
FROM THE MACHINE
AB DER MASCHINE
N.

84800	715
176400	725
94650	735
10456	737

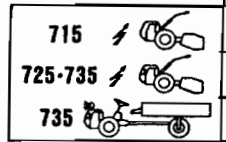

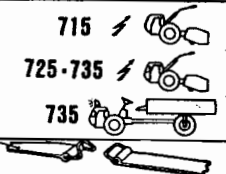
03-03

1.04.1990



ALN 330 W	AT 330 11M 350	6LD 360
561.48030.1		561.43726.2
580.42131.0	580.42131.0	580.42131.0

ALN 330 W 1 IM 350	6LD 360	AT 330
590.43025.6		
590.48042.4	590.48122.0	590.47708.6
	590.48122.0	



581.00915.5	581.49558.3	581.00915.5
-------------	-------------	-------------

580.43034.0		
580.43034.0	580.48124.1	580.43034.0
	580.48126.3	580.48124.1

ALN 330 W	11M 350	6LD 360
590.43023.4	590.43795.6	590.43725.6



715 · 725
735 · 745

AVVIAMENTO ELETTRICO (715-725-735)
ARRANQUE ELECTRICO
DÉMARRAGE ÉLECTRIQUE
ELECTRIC STARTER
ELEKTROSTART

DALLA MACCHINA
DE LA MAQUINA
DE LA MACHINE
FROM THE MACHINE
AB DER MASCHINE

78600	715
84900	{725 735}

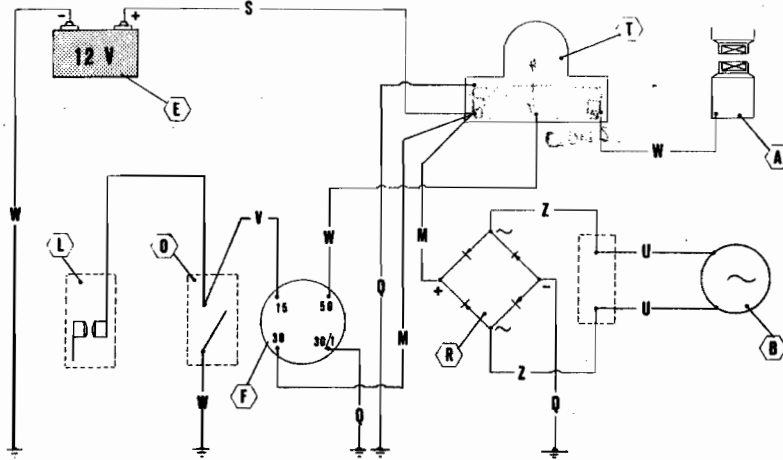
03.02

N°

1.10.1988

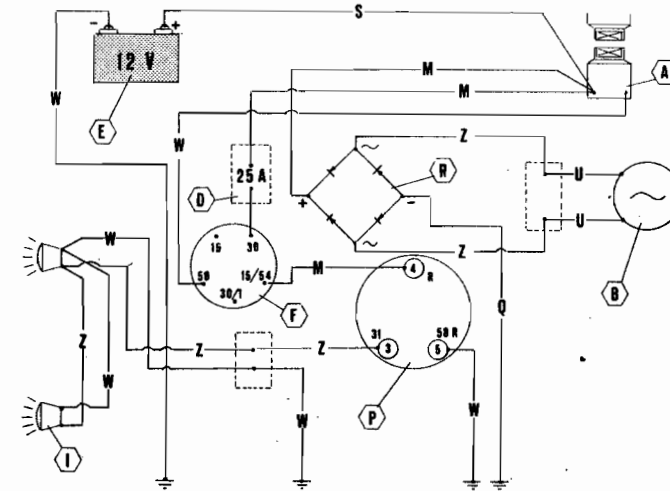
AVVIAMENTO SENZA FANALI
ELECTRIC STARTER WITHOUT LIGHTS
DEMARRAGE ELECTRIQUE SANS FEUX
ARRANQUE SIN FANALES
ELEKTROSTARTER OHNE LICHTER

11M 350-ALN 330 W-AT 330



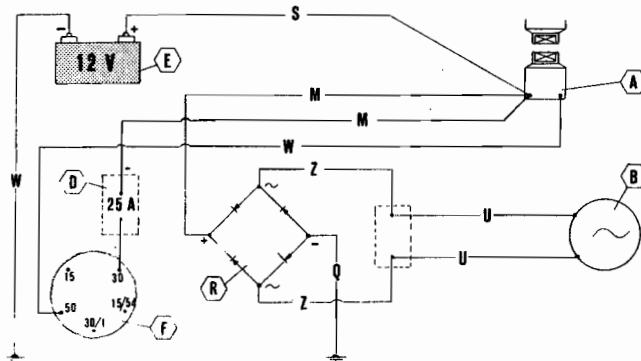
MOTOAGRICOLA
TRANSPORTEUR
TRANSPORTEUR
TRACTOCARRO
TRANSPORTER

6LD 360



AVVIAMENTO SENZA FANALI
ELECTRIC STARTER WITHOUT LIGHTS
DEMARRAGE ELECTRIQUE SANS FEUX
ARRANQUE SIN FANALES
ELEKTROSTARTER OHNE LICHTER

6LD 360



A	B	D	E	F	I
MOTORINO D'AVVIAMENTO STARTER DÉMARRÉUR MOT. DE ARRANQUE ANLASSMOTOR	GENERATORE GENERATOR GÉNÉRATEUR GENERADOR GENERATOR	FUSIBILI FUSES FUSIBLES FUSIBLES SCHMELZSICHERUNGEN	BATERIA BATTERY BATTERIE BATERIA BATTERIE	INTERRUPTORE SWITCH INTERRUPTEUR INTERRUPTOR SCHALTER	FANALI LIGHTS FEUX FANOS LAMPEN

L	O	P	R	T
PUNTIME POINTS GRANS PLATINOS KONTAKTSTIFTE	MOTOR STOP MOTOR STOP MOTOR STOP MOTOR STOP MOTOR STOP	PRESA 7 POLI 7 POLES PLUG PRISE 7 POLES ENCHUFE 7 POLOS 7 POLEN STECKDOSE	RADDRIZZATORE RECTIFIER REDRESSOIR ENDEZADOR REGLER	TELERUTTORE REMOTE CONTR. SWITCH TELERUPTEUR TELERUPTOR FERNSCHALTER

M	N	Q	S	U	V	Z	Y	W
ROSSO RED ROUGE ROJO ROT	VERDE GREEN VERT VERDE GRÜN	GIALLO - VERDE YELLOW - GREEN JAUNE - VERT AMARILLO - VERDE GELB - GRÜN	BLU BLUE BLEU AZUL BLAU	GIALLO YELLOW JAUNE AMARILLO GELB	BIANCO WHITE BLANC BLANCO WEISS	MARRONE BROWN MARRON CASTANO BRAUN	GRIGIO GREY GRIS GRIS GRAU	NERO BLACK NOIR NEGR0 SCHWARZ

BCS

715 · 725
735 · 745

SCHEMA ELETTRICO (715-725-735)
ESQUEMA ELECTRICO SCHEMA ELECTRIQUE
ELECTRIC DIAGRAM ELEKTRISCHER STROMLAUFPLAN

DALLA MACCHINA
DE LA MAQUINA
DE LA MACHINE
FROM THE MACHINE
AB DER MASCHINE

N°

715
725
735

03.02
BIS

1.10.1988

311.12151.0
314.11090.4
312.41090.3
311.11091.4
314.31064.0
600.40117.2

580.48674.5
311.52057.6
314.22064.2
312.41060.4

AT 330

ALN 330 W	1 IM 330	6LD 360
	590.43024.5	
581.48030.1		581.43726.2
	580.42131.0	
580.42111.1	580.42111.1	

58042131

580421310 q

580 421310

300.00781.3
580.40121.5
581.42828.0

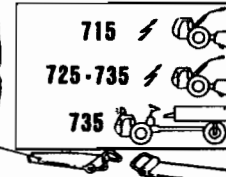
(715) 580.43750.2
(725) 592.43274.0
(735) 592.48657.6

581.42110.3
341.10030.3
551.42109.1
314.11105.5

ALN 330 W	1IM 350	6LD 360
590.43023.4	590.43795.6	590.43725.6

314.23084.0
312.11080.5

580.43033.6
311.52043.6
580.45826.6
312.11040.0
300.00276.5
311.81043.4



ALN 330 W 1 IM 350	6LD 360
590.43025.6	
590.48042.4	590.48122.0
	590.48122.0

AT 330

58047768c

58009155

58043034u

715	580.43034.0	
725-735	58043034u	580.48124.1
735		580.48126.3
		580.48124.1

580.43032.5

300.00551.0 (25 A)
580.43036.2
314.23043.1
312.11040.0
300.00277.6
312.11060.6
314.11064.6
581.00052.3

580.48008.4
580.26224.4
311.11150.0
314.23084.0
581.42828.0
311.11151.1
314.23084.0



715 - 725
735 - 745

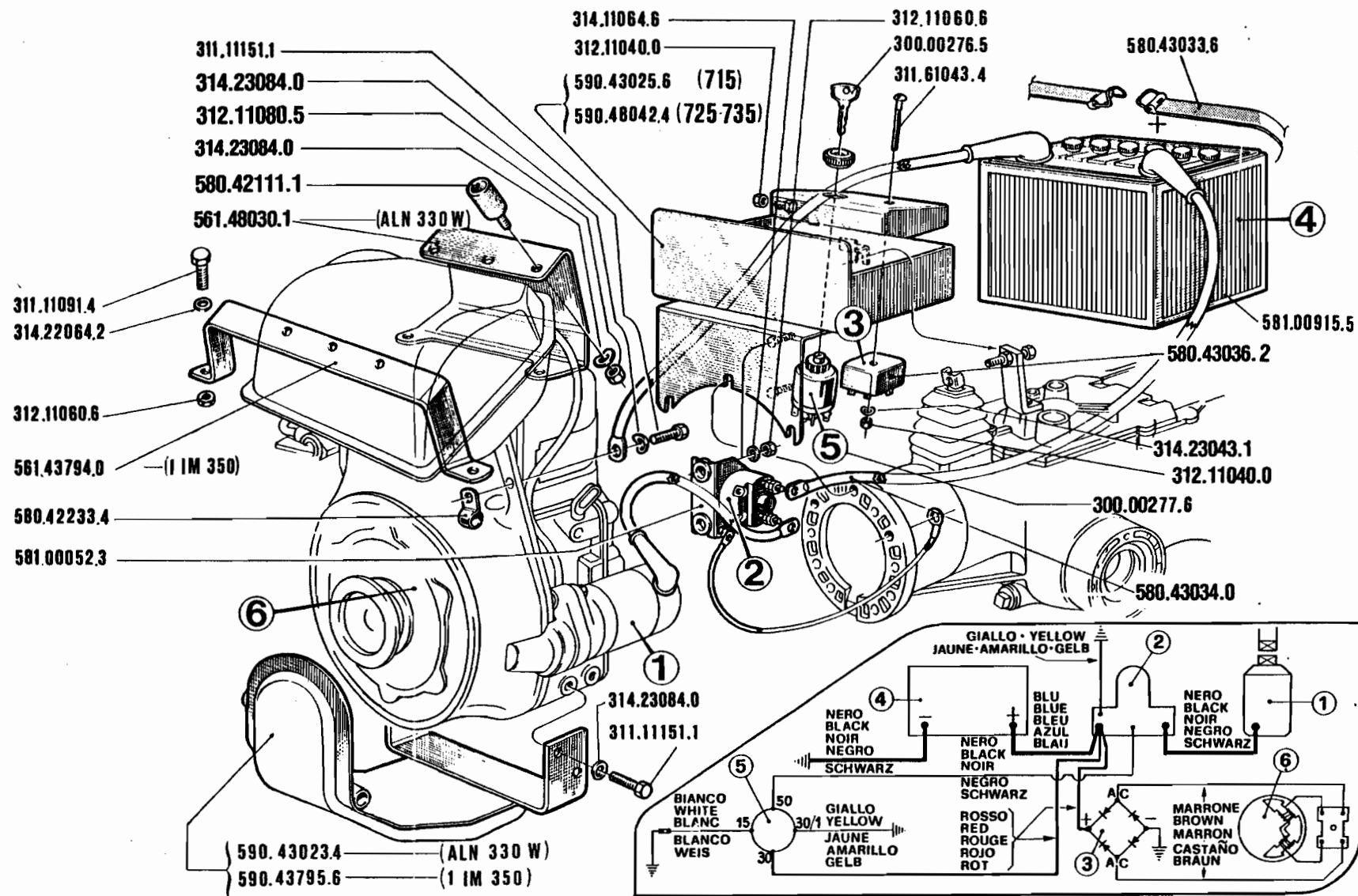
AVVIAMENTO ELETTRICO (715-725-735)
ARRANQUE ELECTRICO
DÉMARRAGE ÉLECTRIQUE

ELECTRIC STARTER
ELEKTROSTART

DALLA MACCHINA
DE LA MAQUINA
FROM THE MACHINE
AB DER MASCHINE
N°

73793 } 715
77193 } 725
735

03.01
1.4.1987

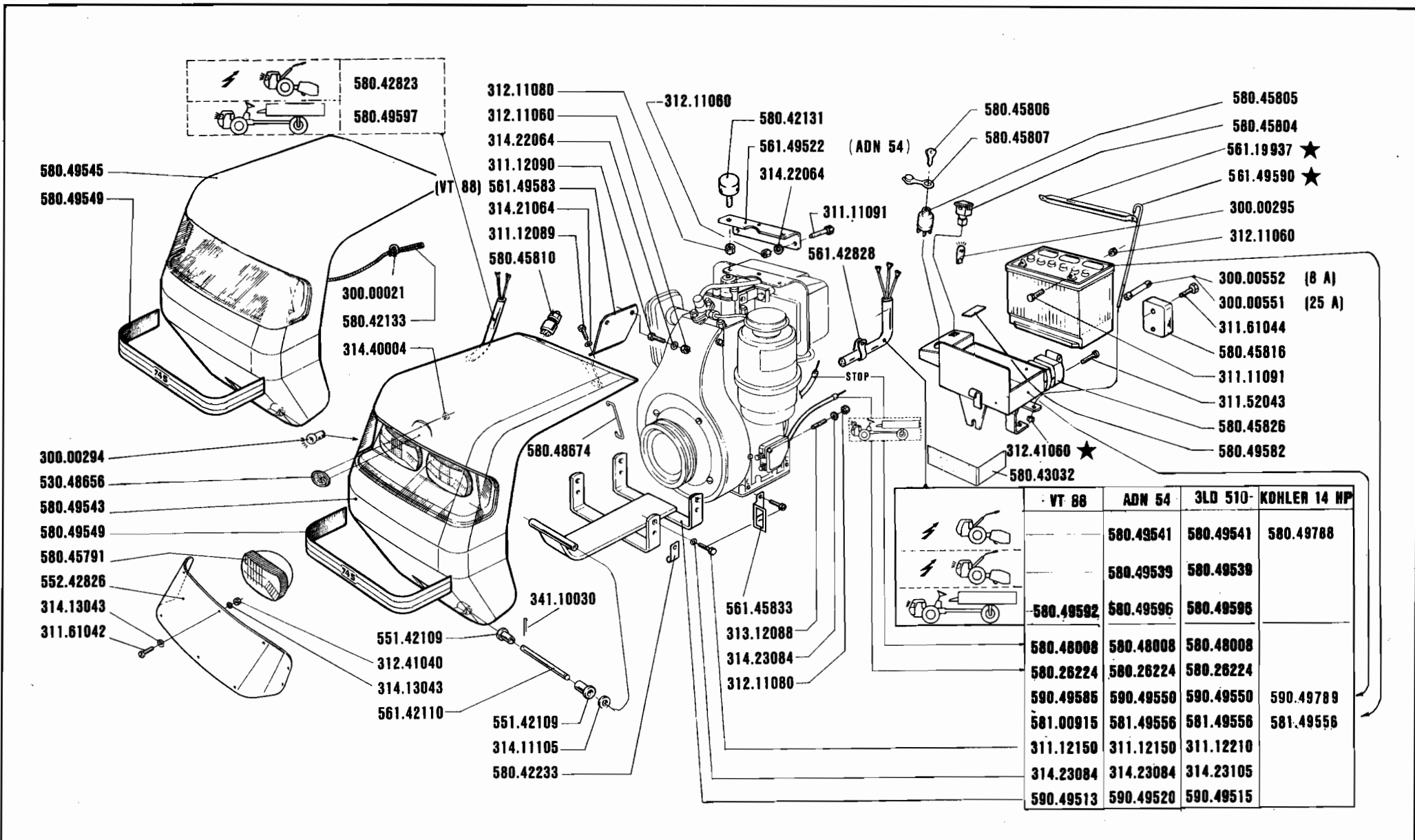


715 - 725
735 - 745

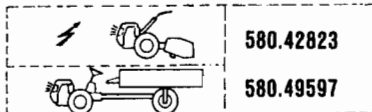
AVVIAMENTO ELETTRICO (715-725-735)
 ARRANQUE ELECTRICO
 DÉMARRAGE ÉLECTRIQUE
 ELECTRIC STARTER
 ELEKTROSTART

DALLA MACCHINA / DE LA MAQUINA / DE LA MACHINE / FROM THE MACHINE / AB DER MASCHINE
67.963 (715)
64.757 (725-735)
N°

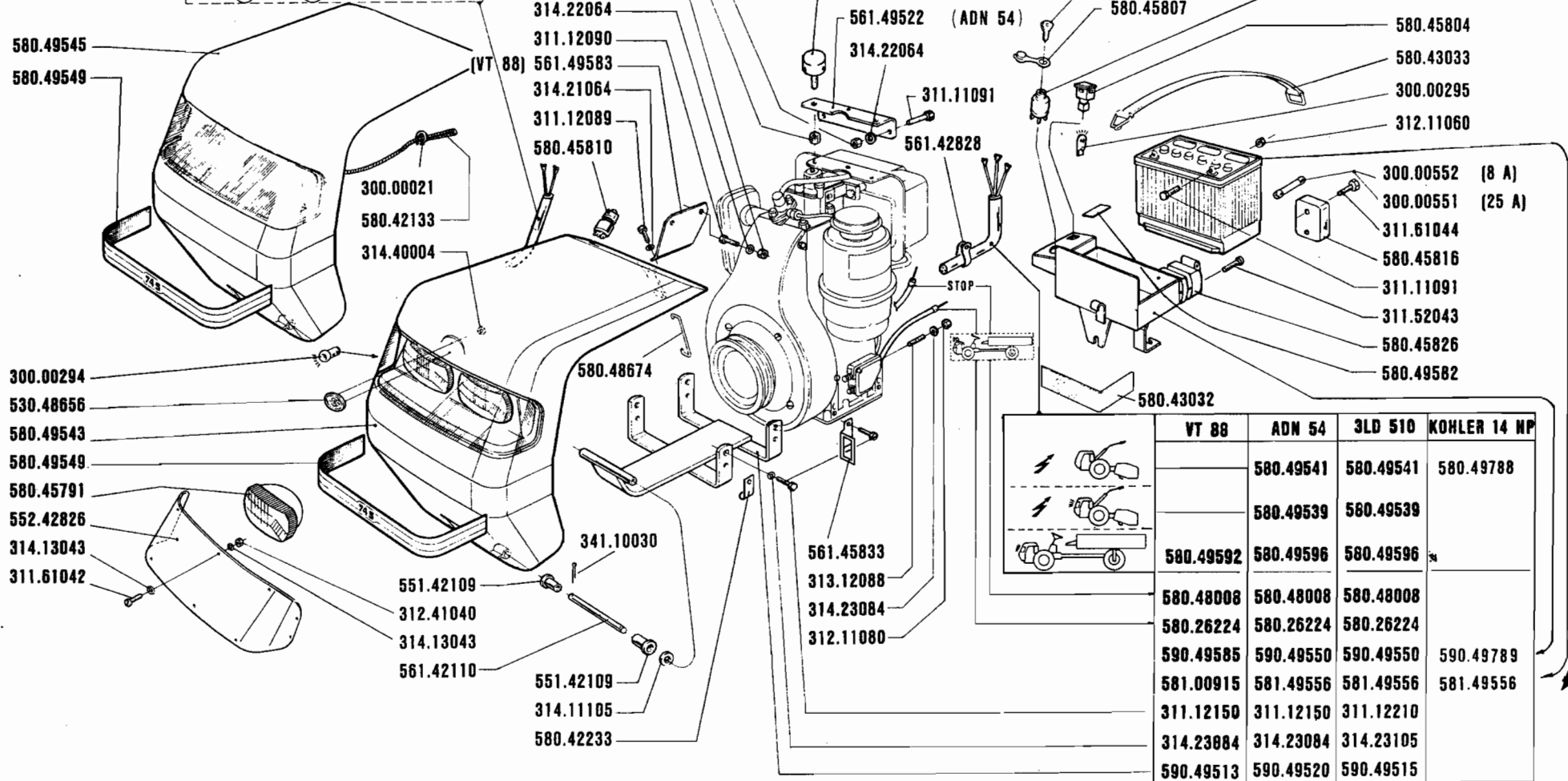
03.00
 1.9.1985



	SERIE	700	AVVIAMENTO ELETTRICO 745		DALLA MACCHINA DE LA MAQUINA DE LA MACHINE FROM THE MACHINE AB DER MASCHINE N.	204473 745	04.03
			ARRANQUE ELCTRICO DEMARRAGE ÉLECTRIQUE	ELECTRIC STARTER ELEKTROSTART			



580.42823
580.49597



580.49545
580.49549

(VT 88)

312.11080
312.11060
314.22064
311.12090
561.49583
314.21064
311.12089
580.45810

300.00021
580.42133
314.40004

300.00294
530.48656
580.49543
580.49549
580.45791
552.42826
314.13043
311.61042

580.48674

341.10030

551.42109
312.41040
314.13043
561.42110

551.42109
314.11105
580.42233

312.11060
580.42131
561.49522 (ADN 54)
314.22064

311.11091
561.42828

580.45806
580.45807

580.45805
580.45804
580.43033
300.00295
312.11060

300.00552 (8 A)
300.00551 (25 A)

311.61044
580.45816
311.11091
311.52043
580.45826
580.49582

580.43032

	VT 88	ADN 54	3LD 510	KOHLER 14 HP
		580.49541	580.49541	580.49788
		580.49539	580.49539	
	580.49592	580.49596	580.49596	
	580.48008	580.48008	580.48008	
	580.26224	580.26224	580.26224	
	590.49585	590.49550	590.49550	590.49789
	581.00915	581.49556	581.49556	581.49556
	311.12150	311.12150	311.12210	
	314.23084	314.23084	314.23105	
	590.49513	590.49520	590.49515	



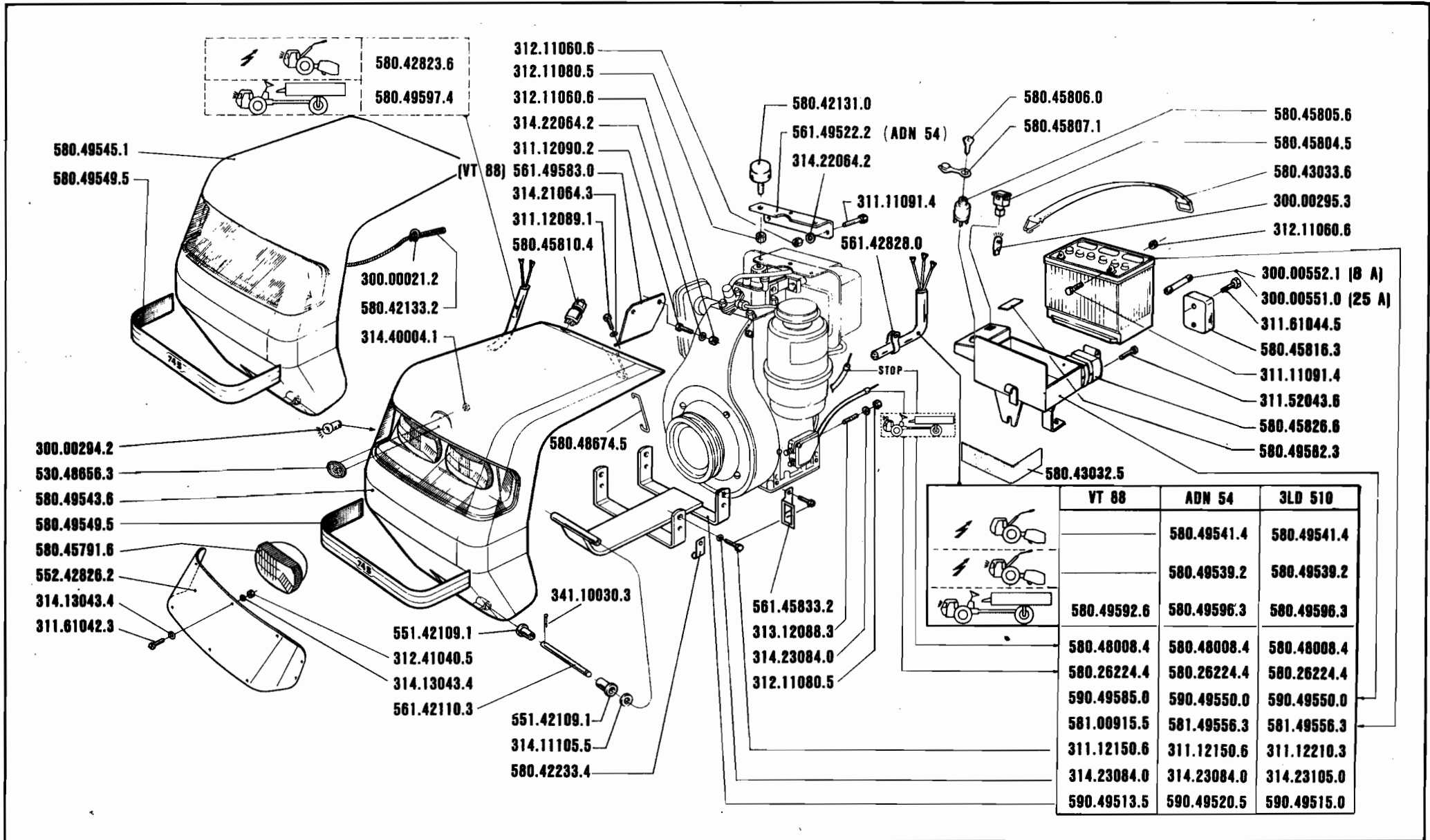
715-725
735-745

AVVIAMENTO ELETTRICO (745)
ARRANQUE ELECTRICO
ELECTRIC STARTER
DÉMARRAGE ÉLECTRIQUE
ELEKTROSTART

DALLA MACCHINA 715
DE LA MAQUINA 725
DE LA MACHINE 735
FROM THE MACHINE 745
AB DER MASCHINE
N° 204 200 745

04-02

1.04.1989



715 · 725
735 · 745

AVVIAMENTO ELETTRICO (745)

ARRANQUE ELECTRICO
DÉMARRAGE ÉLECTRIQUE

ELECTRIC STARTER
ELEKTROSTART

DALLA MACCHINA
DE LA MAQUINA
DE LA MACHINE
FROM THE MACHINE
AB DER MASCHINE

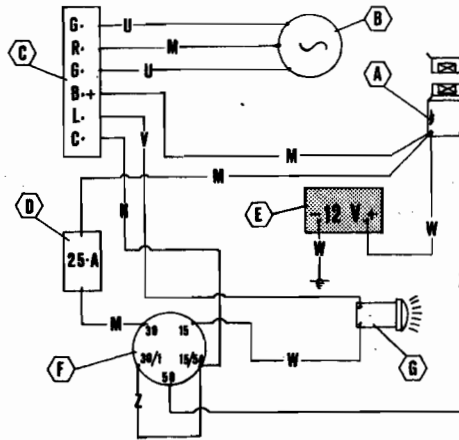
N°

715	
725	
735	
203000	745

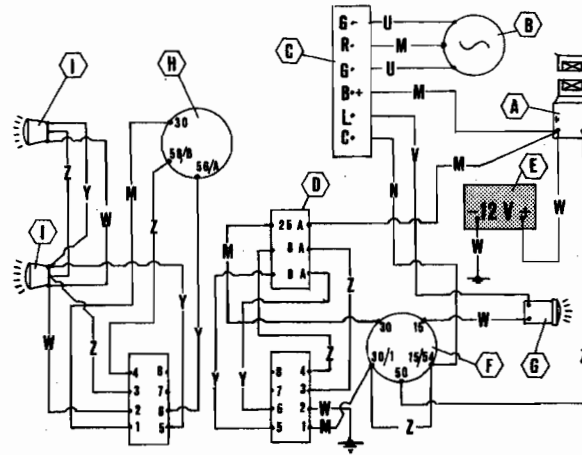
04.01

1.10.1988

AVVIAMENTO SENZA FANALI
ELECTRIC STARTER WITHOUT LIGHTS
DEMARRAGE ELECTRIQUE SANS FEUX
ARRANQUE SIN FANALES
ELEKTROSTARTER OHNE LICHTER

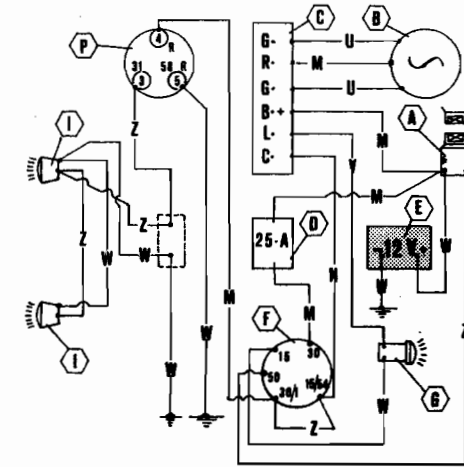


AVVIAMENTO CON FANALI
ELECTRIC STARTER WITH LIGHTS
DEMARRAGE ELECTRIQUE AVEC FEUX
ARRANQUE CON FANALES
ELEKTROSTARTER MIT LICHTEN



MOTOAGRICOLA
TRANSPORTEUR
TRANSPORTEUR
TRACTOCARRO
TRANSPORTER

ADN 54 - 3LD 510

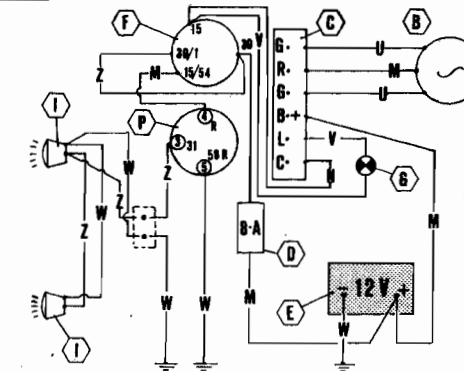


A	B	C	D	E	F	G	H	I	P
MOTORINO D'AVVIAMENTO STARTER DÉMARRÉUR MOT. DE ARRANQUE ANLASSMOTOR	GENERATORE GENERATOR GÉNÉRATEUR GENERADOR GENERATOR	REGOLATORE REGULATOR RÉGULATEUR REGULADOR REGLER	FUSIBILI FUSES FUSIBLES FUSIBLES SCHMELZSICHERUNGEN	BATTERIA BATTERY BATTERIE BATERIA BATTERIE	INTERRUTTORE SWITCH INTERRUPTEUR INTERRUPTOR SCHALTER	SPA CARICA BATTERIA BATTERY LONG WARN. LIGHT TÉMOIN CHARG. BATTERIE LUZ CARGA BATERIA BATTERIELADUNG KTRILLAMPE	COMMUTATORE LUCI LIGHT COMMUTATOR COMMUTEUR FEUX COMMUTADOR LUZ LICHTKOMMUTATOR	FANALI LIGHTS FEUX FAROS LAMPEN	PRESA 7 POLI 7 POLES PLUG PRISE 7 POLES ENCHUFE 7 POLOS 7 POLEN STECKDOSE

W	M	N	U	V	Z	Y
NERO BLACK NOIR NEGR0 SCHWARZ	ROSSO RED ROUGE ROJO ROT	VERDE GREEN VERT VERDE GRÜN	GIALLO YELLOW JAUNE AMARILLO GIEB	BIANCO WHITE BLANC BLANCO WEISS	MARRONE BROWN MARRON CASTANO BRAUN	GRIGIO GREY GRIS GRIS GRAU

MOTOAGRICOLA
TRANSPORTEUR
TRANSPORTEUR
TRACTOCARRO
TRANSPORTER

VT 88



715 · 725
735 · 745

SCHEMA ELETTRICO (745)
ESQUEMA ELECTRICO SCHEMA ELECTRIQUE
ELECTRIC DIAGRAM ELEKTRISCHER STROMLAUFPLAN

DALLA MACCHINA
DE LA MAQUINA
DE LA MACHINE
FROM THE MACHINE
AB DER MASCHINE

N°

715

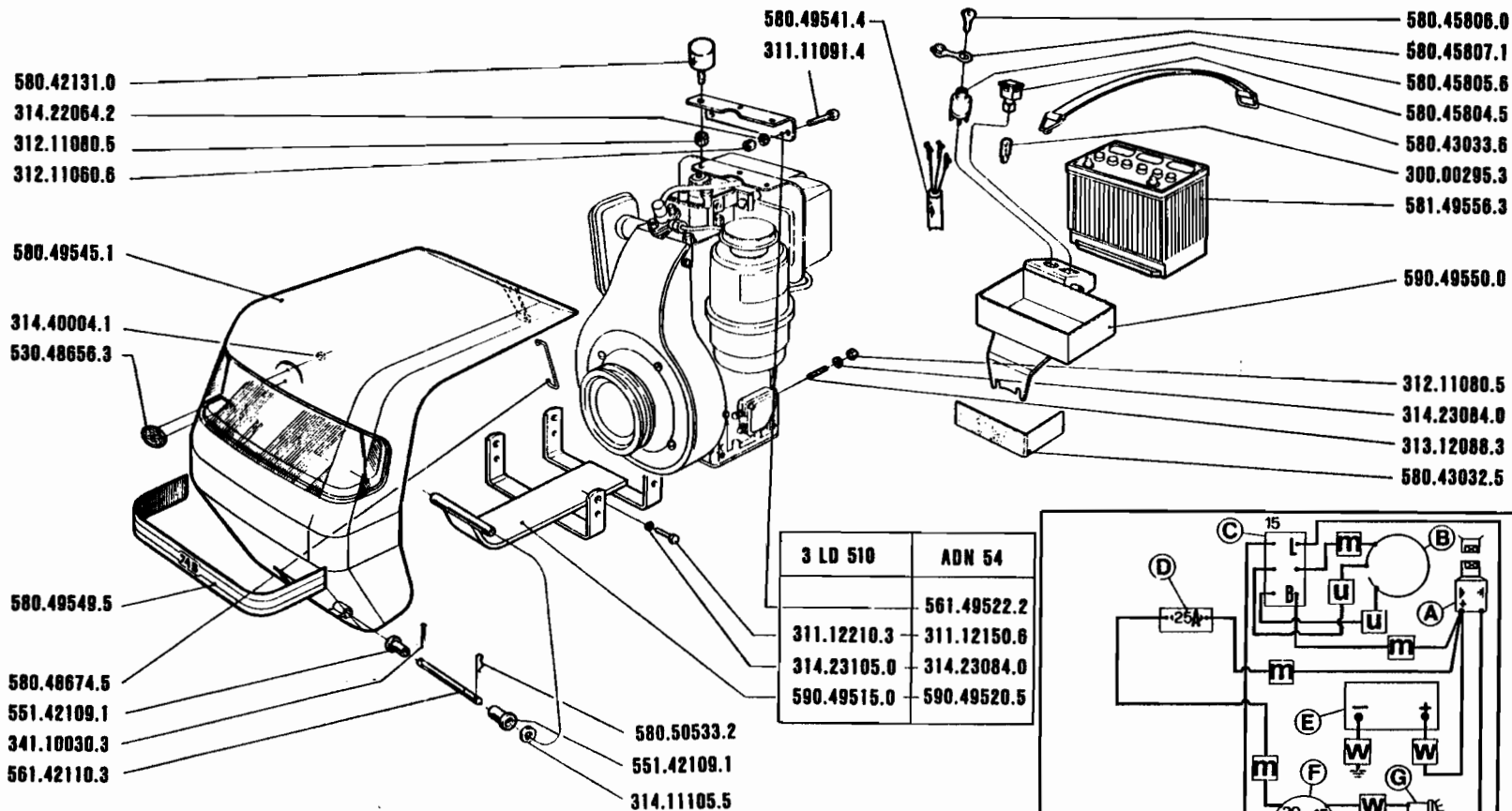
725

735

745

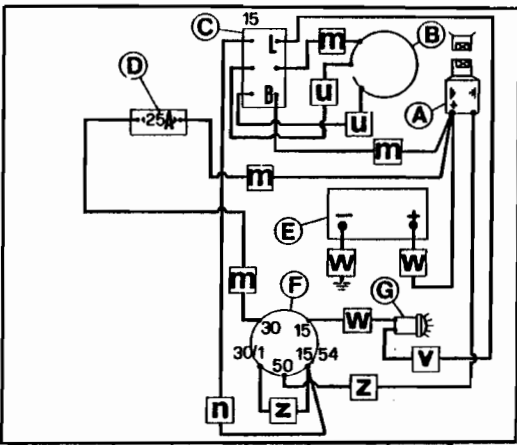
04.01
BIS

1.10.1988



A	B	C	D	E	F	G
MOTORINO D'AVV.	GENERATORE	REGOL.RE	FUSIBILI	BATTERIA	INTERRUTTORE	SPIE CARICA BATT.
STARTER	GENERATOR	REGULATOR	FUSES	BATTERY	SWITCH	WARNING LIGHT
DÉMARRÉUR	GÉNÉRATEUR	RÉGULATEUR	FUSIBLES	BATTERIE	INTERRUPTEUR	TEMOIN DE CHAR
MOT. DE ARRANQUE	GENERADOR	REGULADOR	FUSIBLES	BATERIA	INTERRUPTOR	LUZ CONT BATERIA
ANLASSMOTOR	GENERATOR	REGLER	SCHMELZSICHERUNGEN	BATTERIE	SCHALTER	KONTROLLAMPE

3 LD 510	ADN 54
	561.49522.2
311.12210.3	311.12150.6
314.23105.0	314.23084.0
590.49515.0	590.49520.5



W	m	n	u	v	z	y
NERO	ROSSO	VERDE	GIALLO	BIANCO	MARRONE	GRIGIO
BLACK	RED	GREEN	YELLOW	WHITE	BROWN	GREY
NOIR	ROUGE	VERT	JAUNE	BLANC	MARRON	GRIS
NEGRO	ROJO	VERDE	AMARILLO	BLANCO	CASTANO	GRIS
SCHWARZ	ROT	GRÜN	GELB	WEIS	BRAUN	GRAU

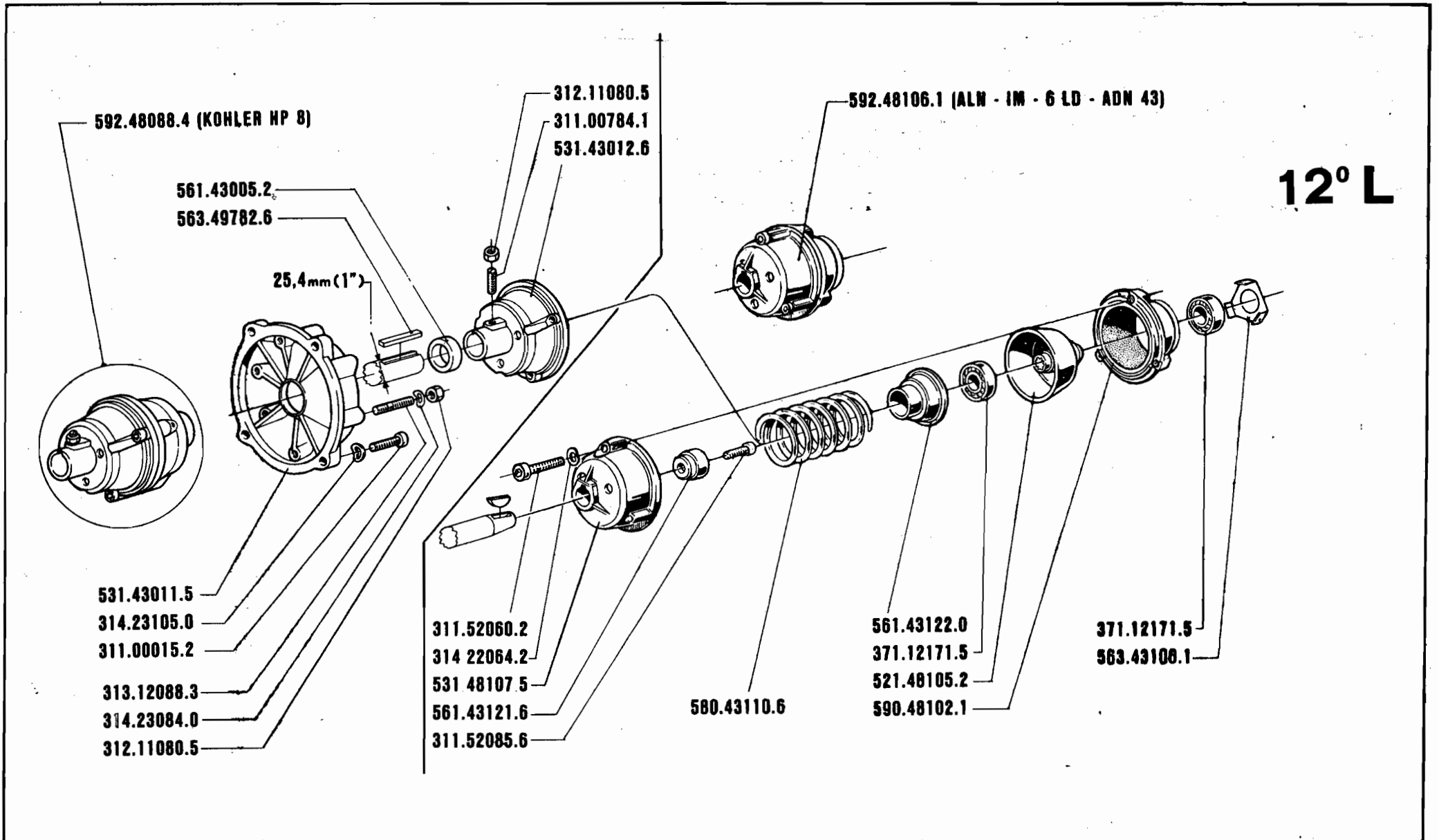


715 - 725
735 - 745

AVVIAMENTO ELETTRICO (745)
ARRANQUE ELECTRICO
ELECTRIC STARTER
DÉMARRAGE ÉLECTRIQUE
ELECTROSTART

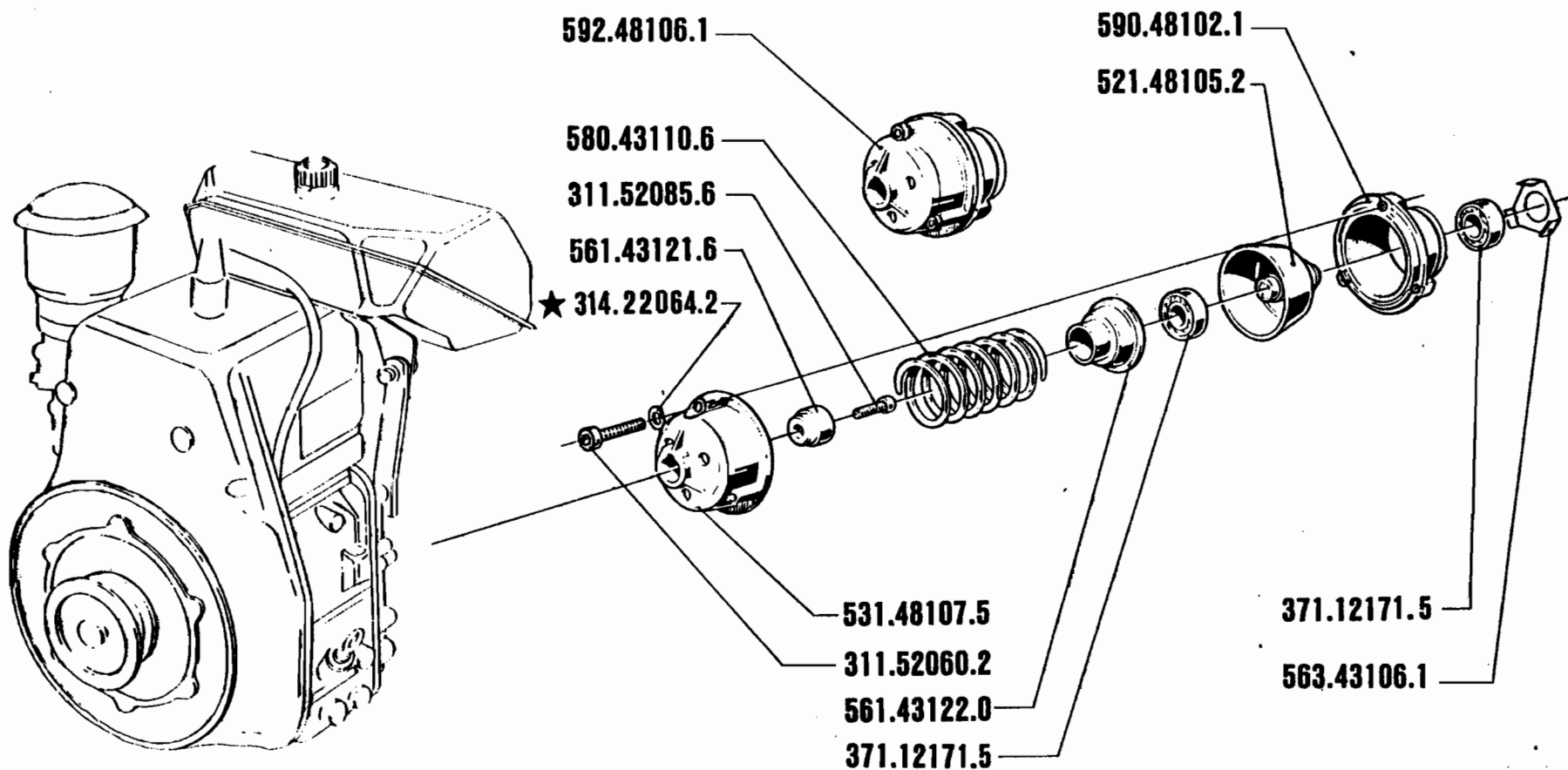
DALLA MACCHINA
DE LA MAQUINA
DE LA MACHINE
FROM THE MACHINE
AB DER MASCHINE
N° **200001** 745

04.00
1.9.1985



	715 · 725	FRIZIONE (715-725-735)	EMBRAGUE EMBAYAGE	CLUTCH KUPPLUNG	DALLA MACCHINA	78600	715	05.04
	735 · 745				DE LA MAQUINA	84900	725	
					DE LA MACHINE		735	
					FROM THE MACHINE			
					N°			1.10.1988

12° L



715 - 725
735 - 745

EMBRAGUE
EMBAYAGE

FRIZIONE (715-725-735)

CLUTCH
KUPPLUNG

DALLA MACCHINA
DE LA MAQUINA
DE LA MACHINE
FROM THE MACHINE
AB DER MASCHINE

72973

76501

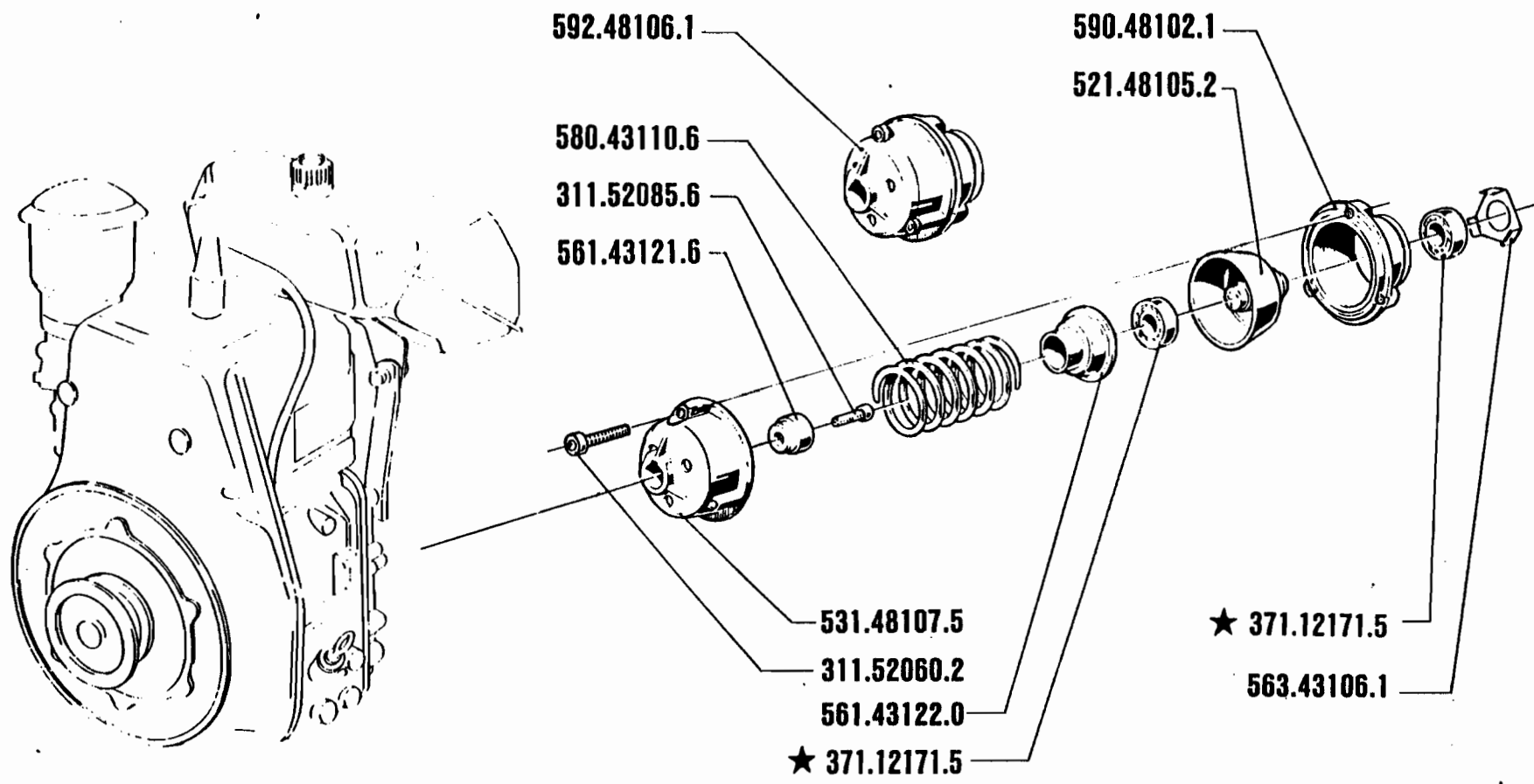
715
725
735

05.03

1.4.1987

N°

12° L



715 - 725
735 - 745

EMBRAGUE
EMBAYAGE

FRIZIONE (715-725-735)

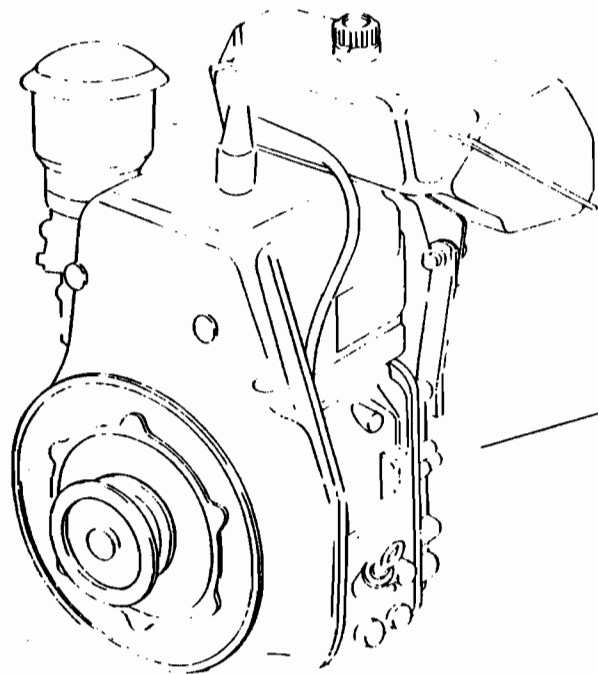
CLUTCH
KUPPLUNG

DALLA MACCHINA	72973	{715
DE LA MAQUINA		
DE LA MACHINE	76501	{725
FROM THE MACHINE		
AB DER MASCHINE		{735

N°

05.02

1.10.1986



592.48106.1

580.43110.6

311.52085.6

561.43121.6

590.48102.1

521.48105.2

★ 12° L

531.48107.5

★ 311.52060.2

561.43122.0

371.12170.4

371.12170.4

563.43106.1



715 - 725
735 - 745

EMBRAGUE
EMBAYAGE

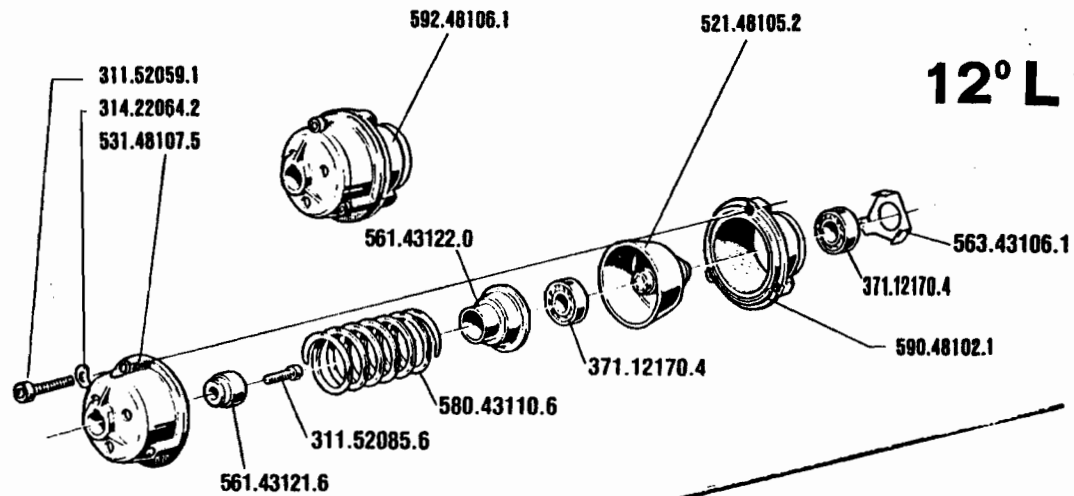
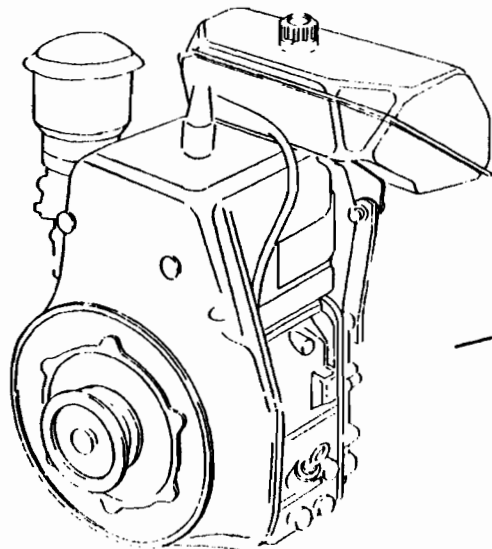
FRIZIONE (715-725-735)

CLUTCH
KUPPLUNG

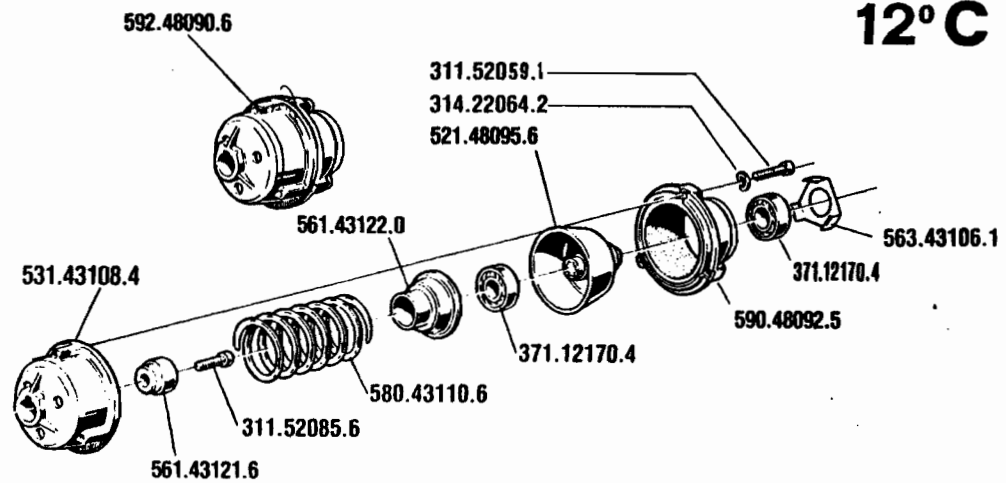
DALLA MACCHINA	★ 69500	{715
DE LA MAQUINA		
DE LA MACHINE		{725
FROM THE MACHINE	★ 69680	{735
AB DER MASCHINE		
N°		

05.01

1.4.1986



12° L ★



12° C



715 - 725
735 - 745

EMBRAGUE
EMBAYAGE

FRIZIONE (715-725-735)

CLUTCH
KUPPLUNG

DALLA MACCHINA
DE LA MAQUINA
DE LA MACHINE
FROM THE MACHINE
AB DER MASCHINE

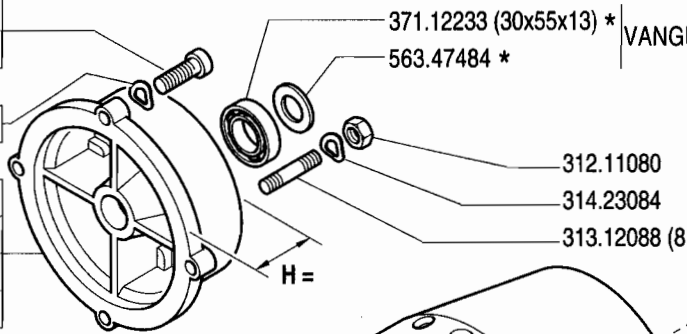
68724 ★ 715
68428 ★ 725
735

N°

05.00

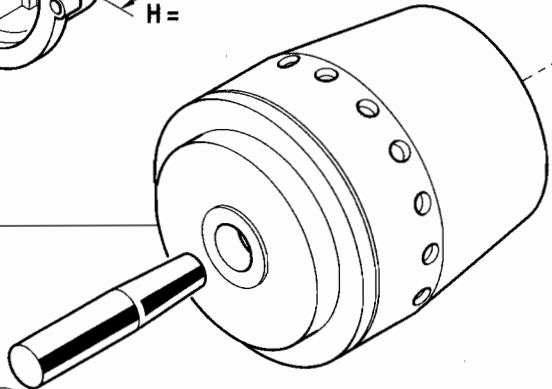
1.9.1985

(3/8x1") 311.00015 Kohler 8 Hp - Vang. 12,5
 (7/16x1.1/4) 311.00024 Kohler 14 Hp
 (5/16x7/8) 311.00003 B&S 5 Hp
 314.23084 B&S 5 Hp
 314.23105
 * 531.49806 - H = 52
 531.49819 - H = 46
 532.49783 Kohler 14 Hp
 532.47468 B&S 5 Hp
 * 531.47482 VANGUARD 12,5 HP



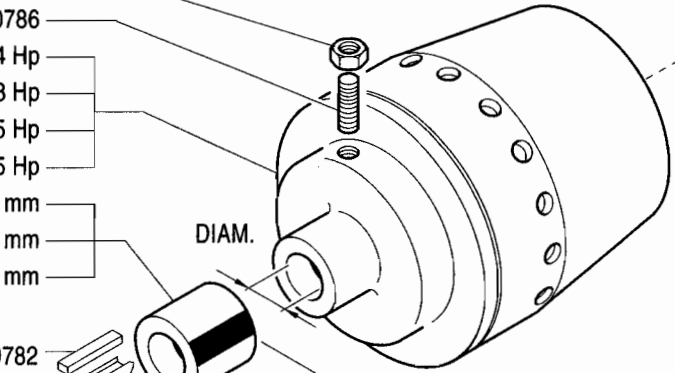
371.12233 (30x55x13) * VANGUARD 12,5 HP
 563.47484 *
 312.11080
 314.23084
 313.12088 (8 x 40)

592.47971 - 10 Hp
 592.47884 - 8 Hp
 592.47924 - 12+14 Hp

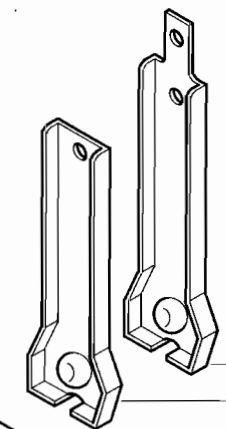


312.11080
 (8 x 30) 311.00786

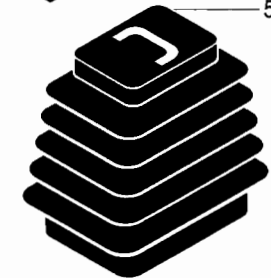
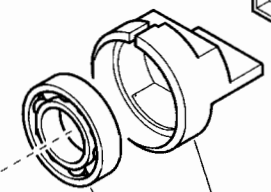
592.47906 - Diam. 28,7 mm (1.125") 14 Hp
 592.47907 - Diam.25,4 mm (1,000") 8 Hp
 592.47970 - Diam. 25,4 (1,000") 11+12,5 Hp
 592.43150 - Diam. 19,4 (0,75") 5 Hp
 561.47849 - Diam. 28,7 mm -h = 21,5 mm
 * 561.47824 - Diam.25,4 - h = 5 mm
 * 561.47848 - Diam.25,4 h = 11 mm



* 563.49782



561.47845 *
 509.47833 *
 551.47842 *



524.47896
 371.12173 (17x40x12)



NON SMONTARE MAI LA FRIZIONE
 NEVER DISASSEMBLE THE CLUTCH
 NE DEMONTER JAMAIS L'EMBRAYAGE
 NIEMALS DIE KUPPLUNG AUSBAUEN
 NO DESMONTAR JAMAS EL EMBRAGUE



SERIE
700

FRIZIONE A CONO AUTOVENTILANTE

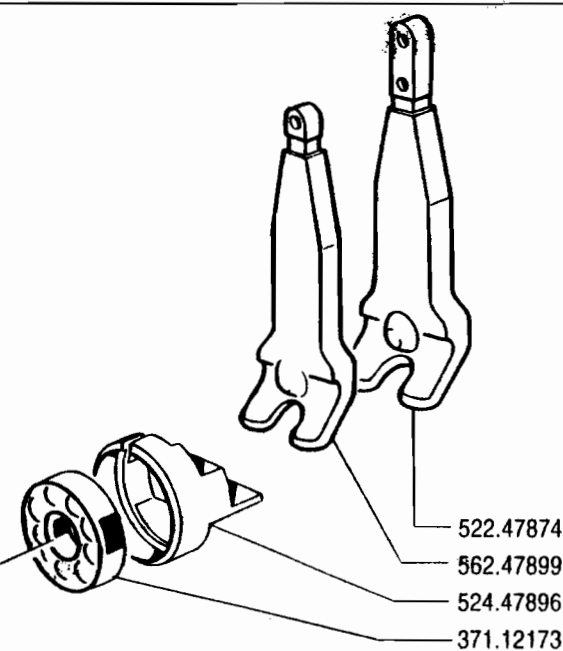
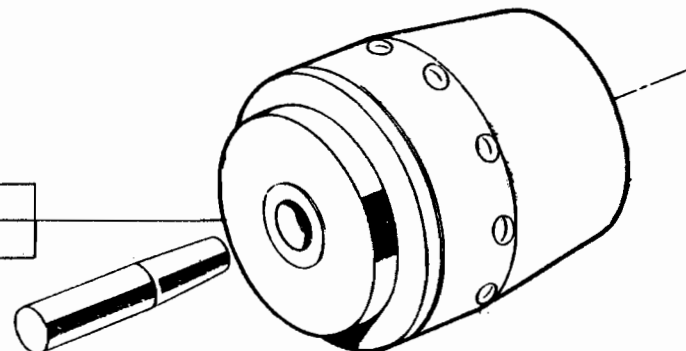
EMBRAGUE
 EMBRAYAGE
 CLUTCH
 KUPPLUNG

DALLA MACCHINA
 DE LA MAQUINA
 DE LA MACHINE
 FROM THE MACHINE
 AB DER MASCHINE

89310	715
181000	725
16998	737
N. 205991	745

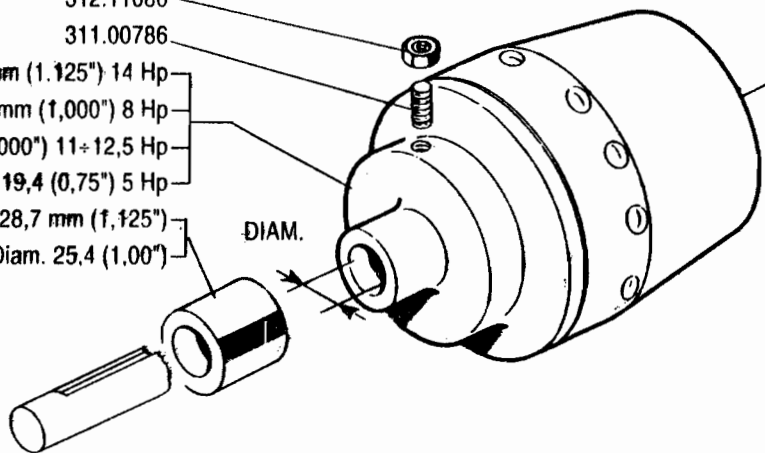
05A02
 01.10.1993

592.47971 - 10 Hp
 592.47884 - 8 Hp
 592.47924 - 12+14 Hp



522.47874
 562.47899
 524.47896
 371.12173

312.11080
 311.00786
 592.47906 - Diam. 28,7 mm (1,125") 14 Hp
 592.47907 - Diam. 25,4 mm (1,000") 8 Hp
 592.47970 - Diam. 25,4 (1,000") 11+12,5 Hp
 592.43150 - Diam. 19,4 (0,75") 5 Hp
 561.47849 - Diam. 28,7 mm (1,125")
 561.47480 Diam. 25,4 (1,00")



DIAM.



NON SMONTARE MAI LA FRIZIONE
 NEVER DISASSEMBLE THE CLUTCH
 NE DEMONTER JAMAIS L'EMBRAYAGE
 NIEMALS DIE KUPPLUNG AUSBAUEN
 NO DESMONTAR JAMAS EL EMBRAGUE



SERIE

700

FRIZIONE A CONO AUTOVENTILANTE

EMBRAGUE
 EMBRAYAGE

CLUTCH
 KUPPLUNG

DALLA MACCHINA
 DE LA MAQUINA
 DE LA MACHINE
 FROM THE MACHINE
 AB.DER MASCHINE

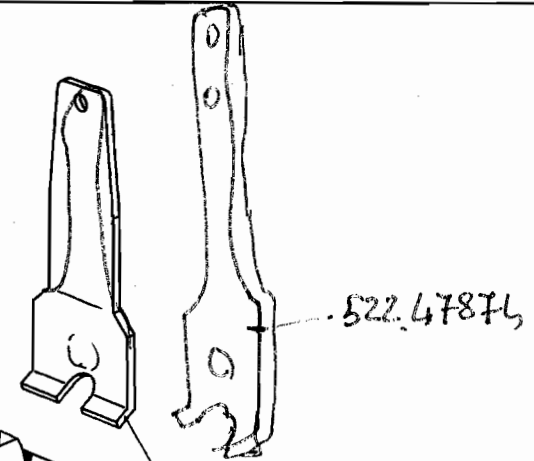
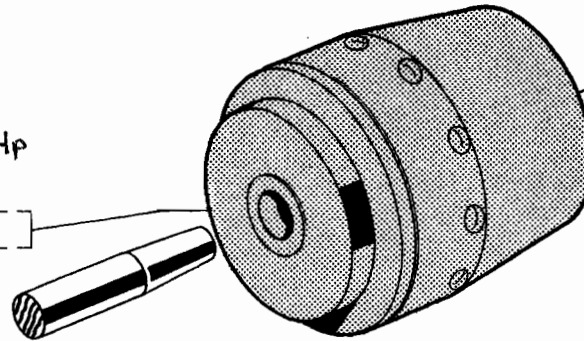
	715	05A01
	725	
	737	
N.	745	

01.10.1992

592.47971 - 10 ~~HP~~ Hp

592.47884 - 8 ~~HP~~ Hp

592.47924 - 12+14Hp



522.47876

562.47899

524.47896

371.12173

312.11080

311.00786

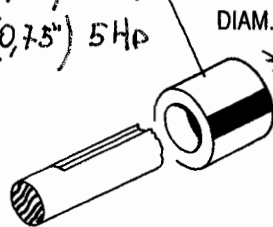
592.47906 - Diam.28,7 mm (1,125") 14 Hp

592.47907 - Diam. 25,4 mm (1,000") 8 Hp

561.47849 - Diam.28,7mm (1,125")

592.47970 - DIAM 25,4 (1,000") 11 ÷ 12,5 HP

592.43150 - DIAM 19,4 (0,75") 5 HP



NON SMONTARE MAI LA FRIZIONE
NEVER DISASSEMBLE THE CLUTCH
NE DEMONTER JAMAIS L'EMBRAYAGE
NIEMALS DIE KUPPLUNG AUSBAUEN
NO DESMONTAR JAMAS EL EMBRAGUE



SERIE

700

FRIZIONE A CONO AUTOVENTILANTE

EMBRAGUE

EMBRAYAGE

CLUTCH

KUPPLUNG

DALLA MACCHINA
DE LA MAQUINA
DE LA MACHINE
FROM THE MACHINE
AB DER MASCHINE

715

725

735

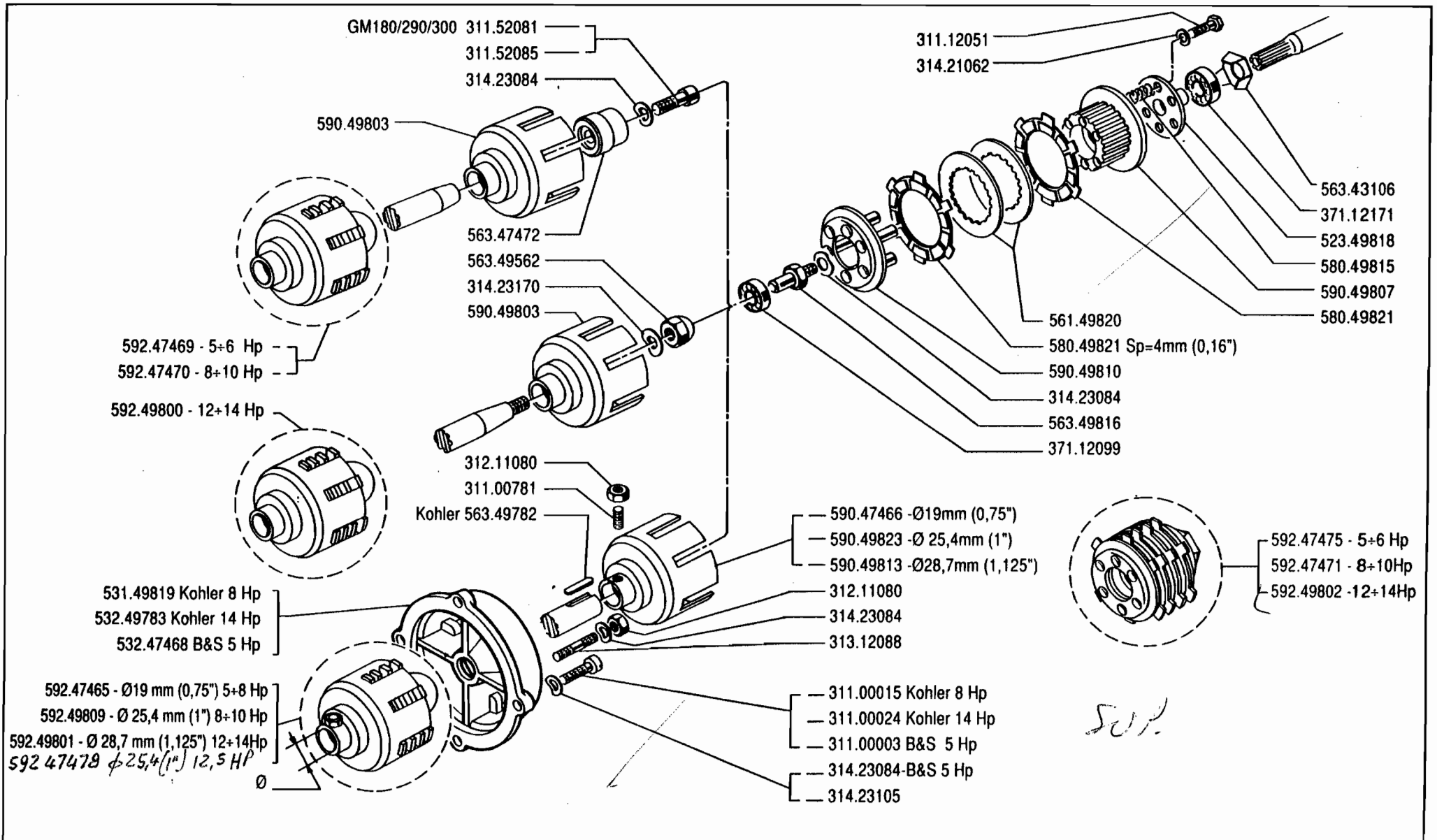
737

745

05A00

N.

1.10.1991



	SERIE	FRIZIONE A DISCHI		DALLA MACCHINA	715	06.07 01.10.1991
	700	EMBRAGUE A DISCOS	DISC CLUTC	DE LA MAQUINA	725	
		EMBAYAGE A DISQUES	SCHEIBENKUPPLUNG	FROM THE MACHINE	735	
				AB DER MASCHINE	737	
				N.	745	

ALN - AT - IM - 6LD - ADN 43

592.47470

590.49803

311.52085 ★
314.23084
563.47472

VT 88 - 3LD - ADN 54

592.49800

590.49803
563.49562
314.23170

580.49821 ★

314.21062
311.12051

25,4 mm (1") HP 8
28,7 mm (1.125") HP 14

312.11080
311.00781

(0.16") 4mm

563.43106

371.12171
523.49818
580.49815

590.49823 HP 8
590.49813 HP 14

590.49810
314.23084

590.49807
561.49820

592.49809 HP 8
592.49801 HP 14

531.49818 HP 8
532.49783 HP 14

49819

563.49782
312.11080
314.23084
313.12088

371.12099

563.49558 M 8
563.49816 9x1 ★

KOHLER HP 8-HP 14

314.23105

311.00015 HP 8
311.00024 HP 14



SERIE

700

FRIZIONE A DISCHI

EMBRAGUE A DISCOS

DISC CLUTCH

EMBRAYAGE A DISQUES

SCHEIBENKUPPLUNG

DALLA MACCHINA
DE LA MAQUINA
DE LA MACHINE
FROM THE MACHINE
AB DER MASCHINE

86269 715

179047 725

95408 735

14052 737

204905 745

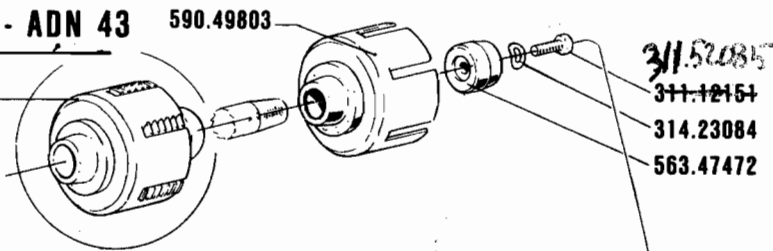
06-06

N.

01.04.1991

ALN - AT - IM - 6LD - ADN 43

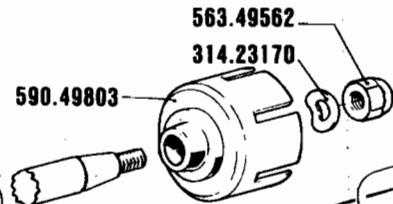
592.47470 8/10 Hp
592.47469 5/6 Hp



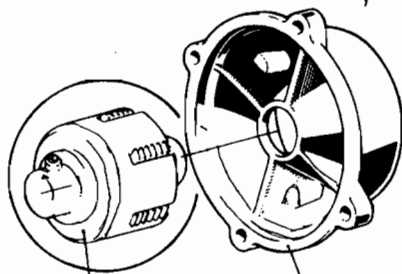
fare dis. del gruppo dischetti
592.47475 3 molle
592.47471 4 molle
592.49802 6 molle
*Vedere se possibile far vedere il montaggio
con le relative molle*

VT 88 - 3LD - ADN 54

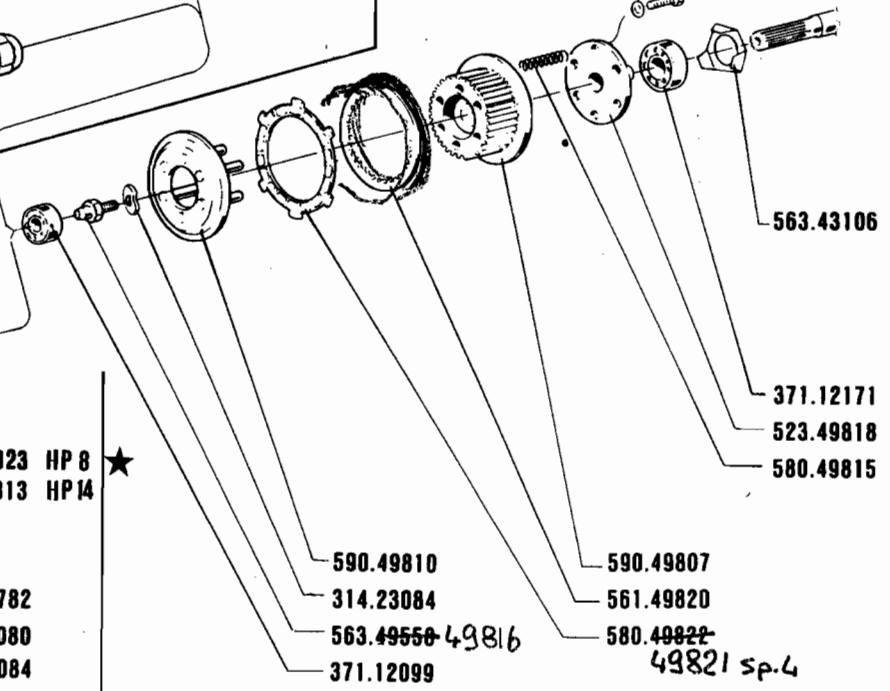
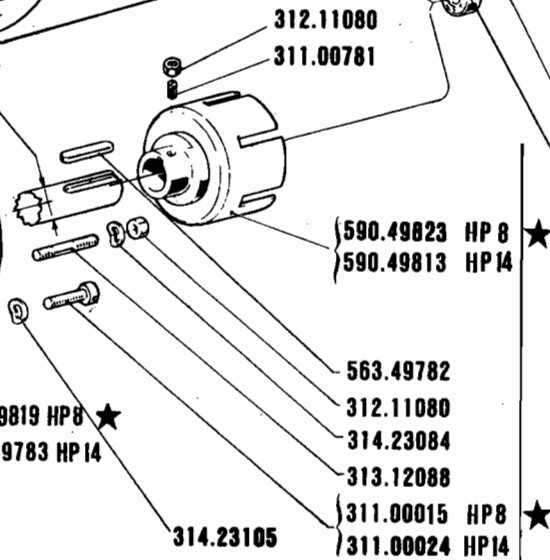
12/14 Hp
592.49800



25.4 mm (1") HP 8
28.7 mm (1.125") HP 14



KOHLER HP 8-HP 14



SERIE

700

FRIZIONE A DISCHI

EMBRAGUE A DISCOS

DISC CLUTCH

EMBAYAGE A DISQUES

SCHEIBENKUPPLUNG

DALLA MACCHINA
DE LA MAQUINA
DE LA MACHINE
FROM THE MACHINE
AB DER MASCHINE

N.

85535 715

176672 725

35

37

45

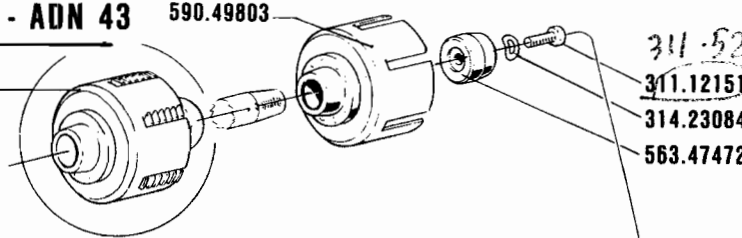
06.05

1.10.1990

*Frizione a dischi xil KOHLER 8HP grande e piccola serie disponibili
da produzione*

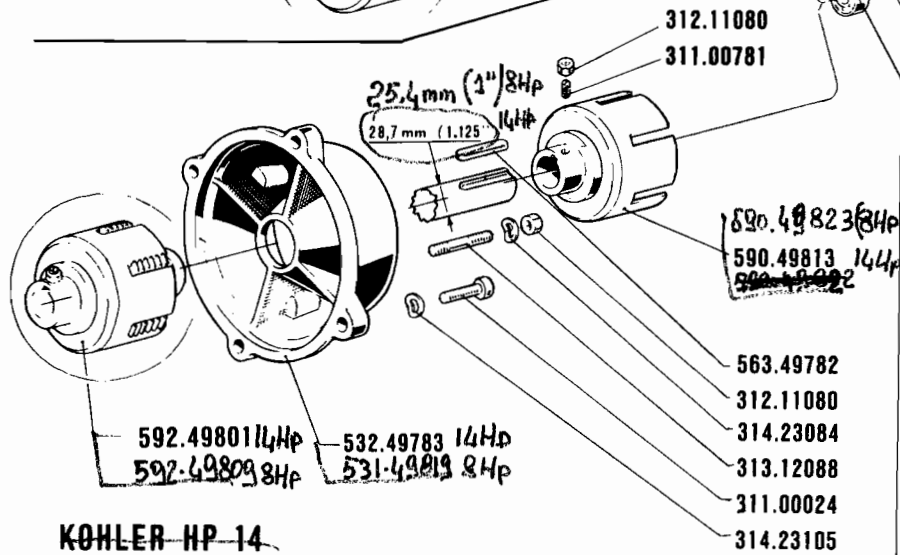
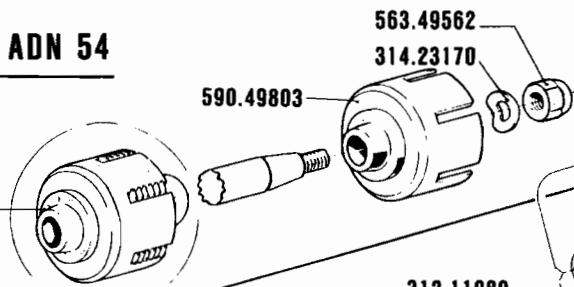
ALN - AT - IM - 6LD - ADN 43 590.49803

592.47470



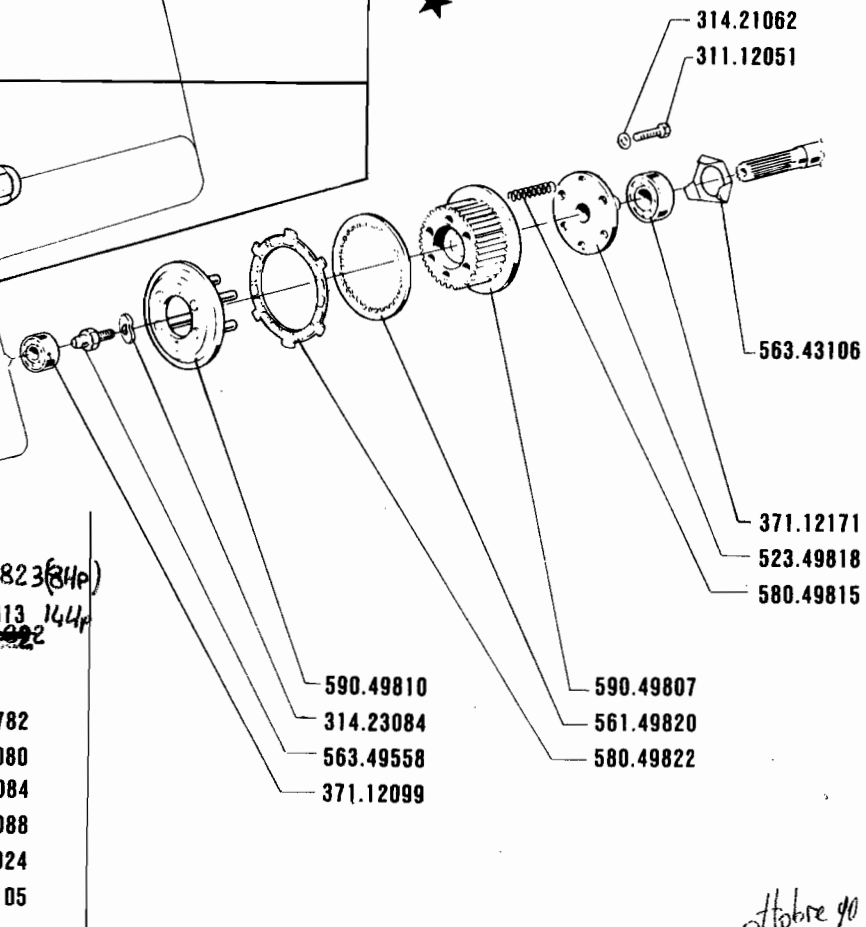
VT 88 - 3LD - ADN 54

592.49800



KOHLER HP 14

★
★



ottobre 90

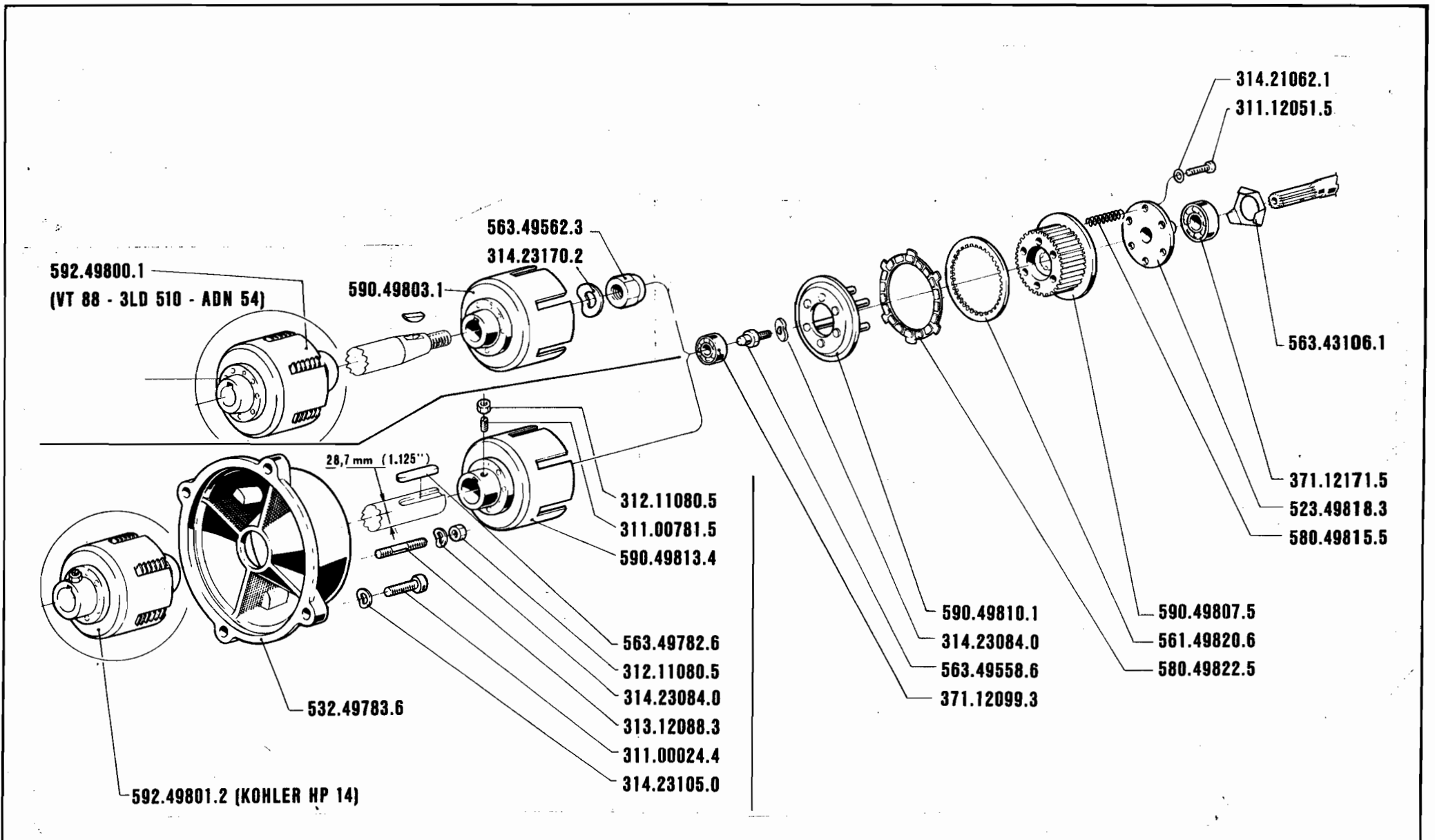



715-725
735-737-745

FRIZIONE A DISCHI
EMBRAGUE A DISCOS DISC CLUTCH
EMBRAYAGE A DISQUES SCHEIBENKUPPLUNG

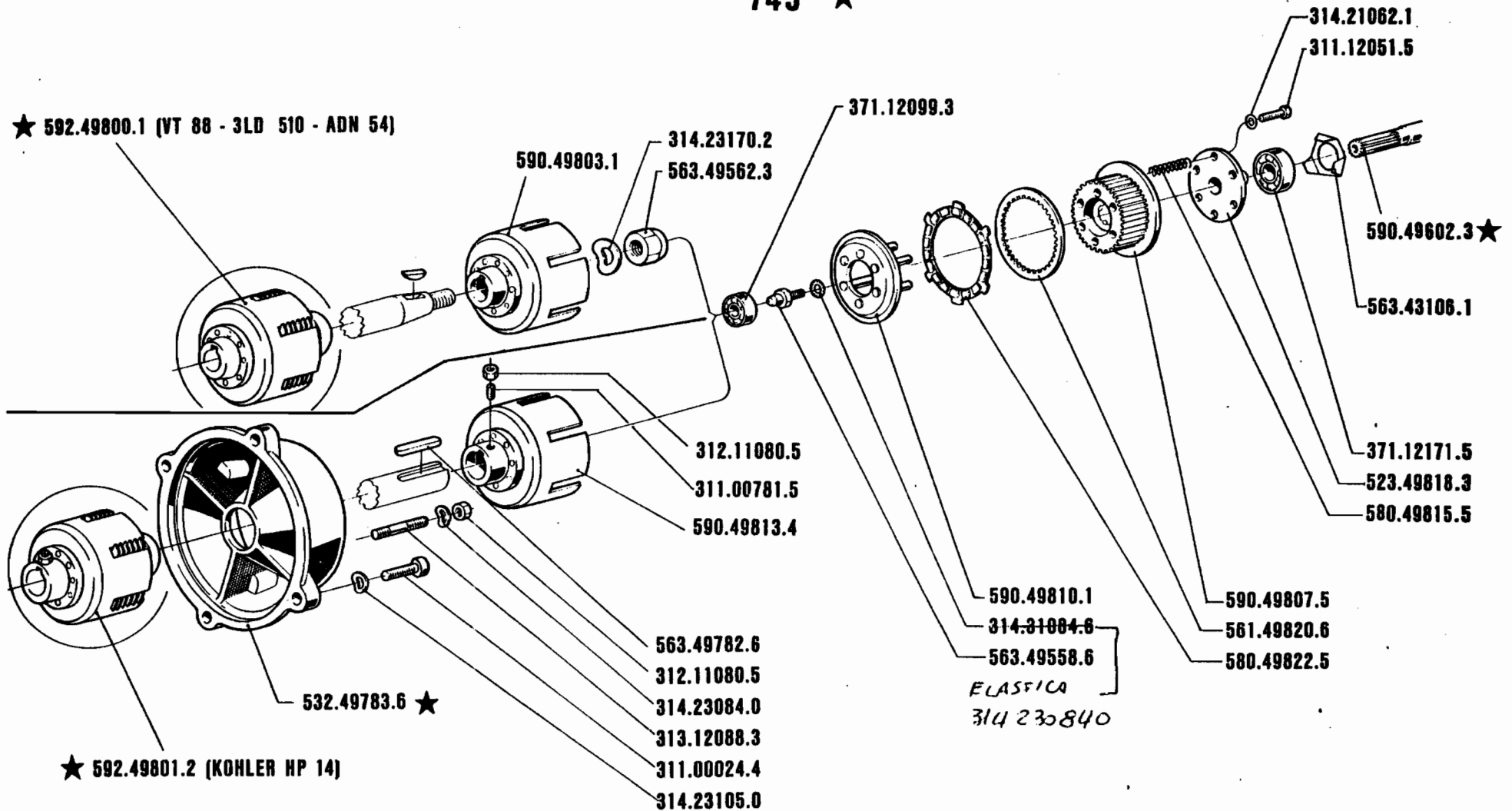
DALLA MACCHINA	715
DE LA MAQUINA	725
DE LA MACHINE	735
FROM THE MACHINE	737
AB DER MASCHINE	745
N°	10 000
	203580

06.04
1.04.1989



	715 · 725 735 · 745	FRIZIONE A DISCHI EMBRAGUE A DISCOS DISC CLUTCH EMBRAYAGE A DISQUES SCHEIBENKUPPLUNG	DALLA MACCHINA DE LA MAQUINA DE LA MACHINE FROM THE MACHINE AB DER MASCHINE	715 725 735	06.03	
			N°	203580 745	1.10.1988	

745 ★



★



715 - 725
735 - 745

EMBRAGUE
EMBAYAGE

FRIZIONE (745)

CLUTCH
KUPPLUNG

DALLA MACCHINA
DE LA MAQUINA
DE LA MACHINE
FROM THE MACHINE
AB DER MASCHINE

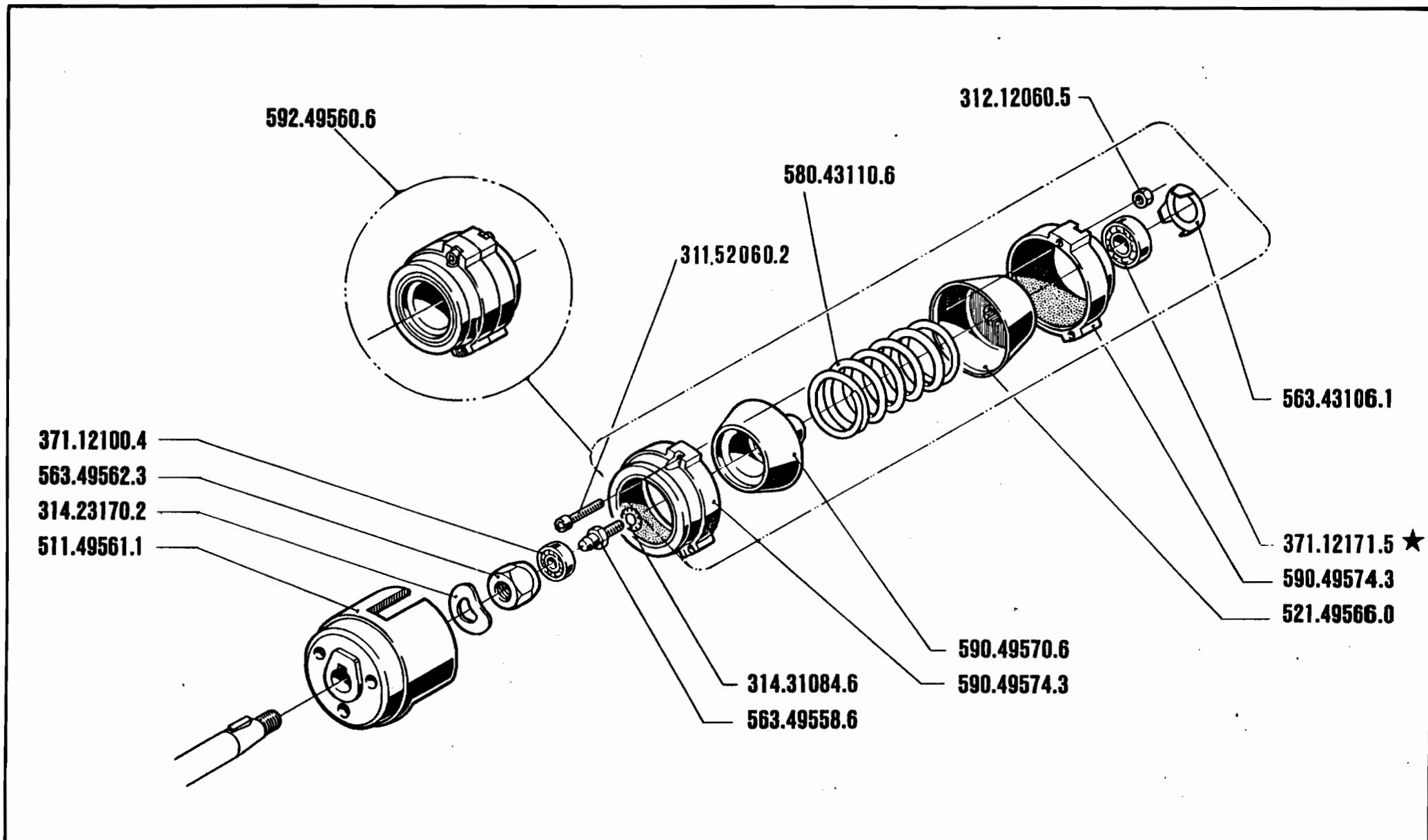
N°

203300

745

06.02

1.10.1987



715 - 725
735 - 745

EMBRAGUE
EMBAYAGE

FRIZIONE (745)

CLUTCH
KUPPLUNG

DALLA MACCHINA
DE LA MAQUINA
DE LA MACHINE
FROM THE MACHINE
AB DER MASCHINE

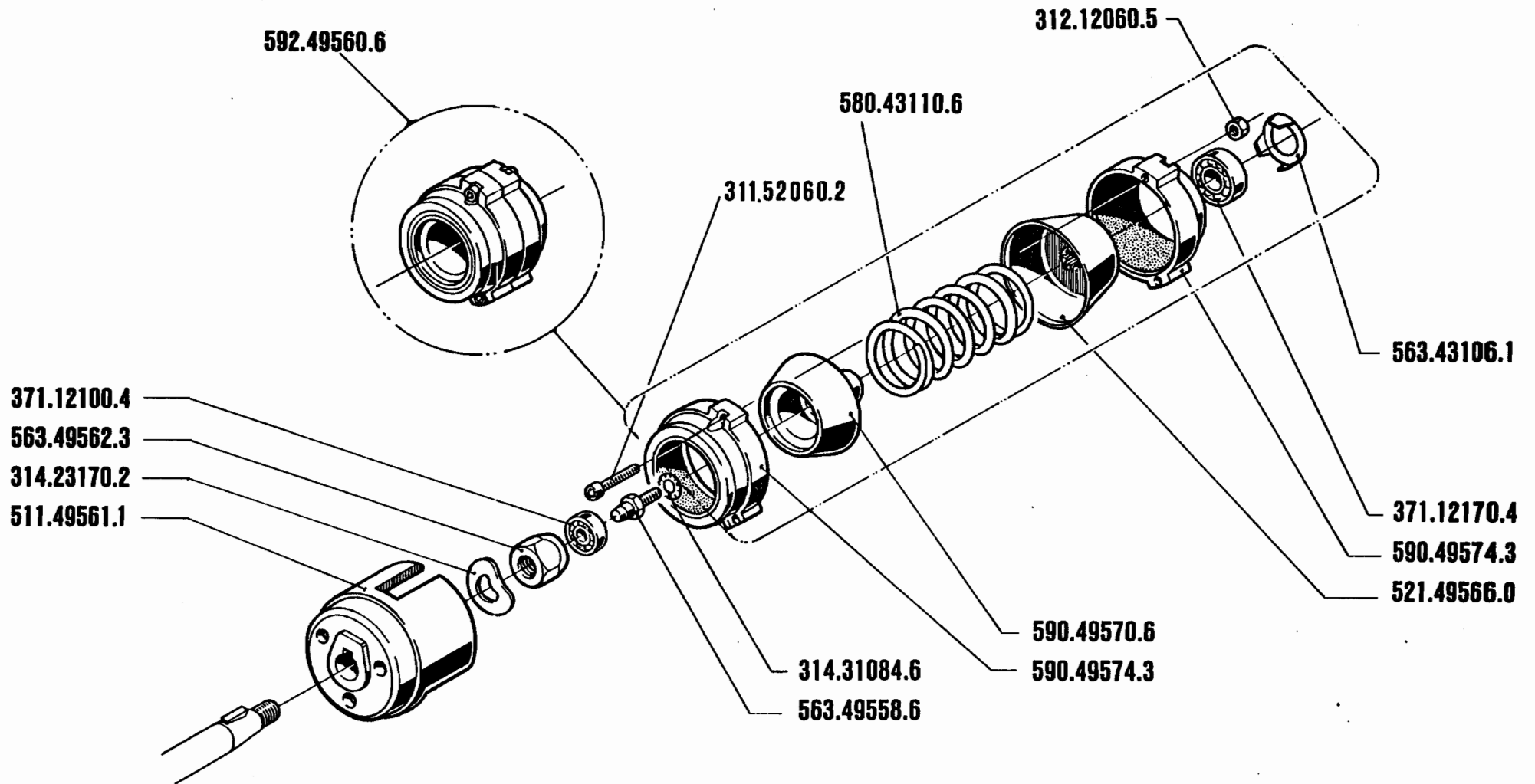
N°

202652

745

06.01

1.10.1986



715 - 725
735 - 745

EMBRAGUE
EMBRAYAGE

FRIZIONE (745)

CLUTCH
KUPPLUNG

DALLA MACCHINA
DE LA MAQUINA
DE LA MACHINE
FROM THE MACHINE
AB DER MASCHINE

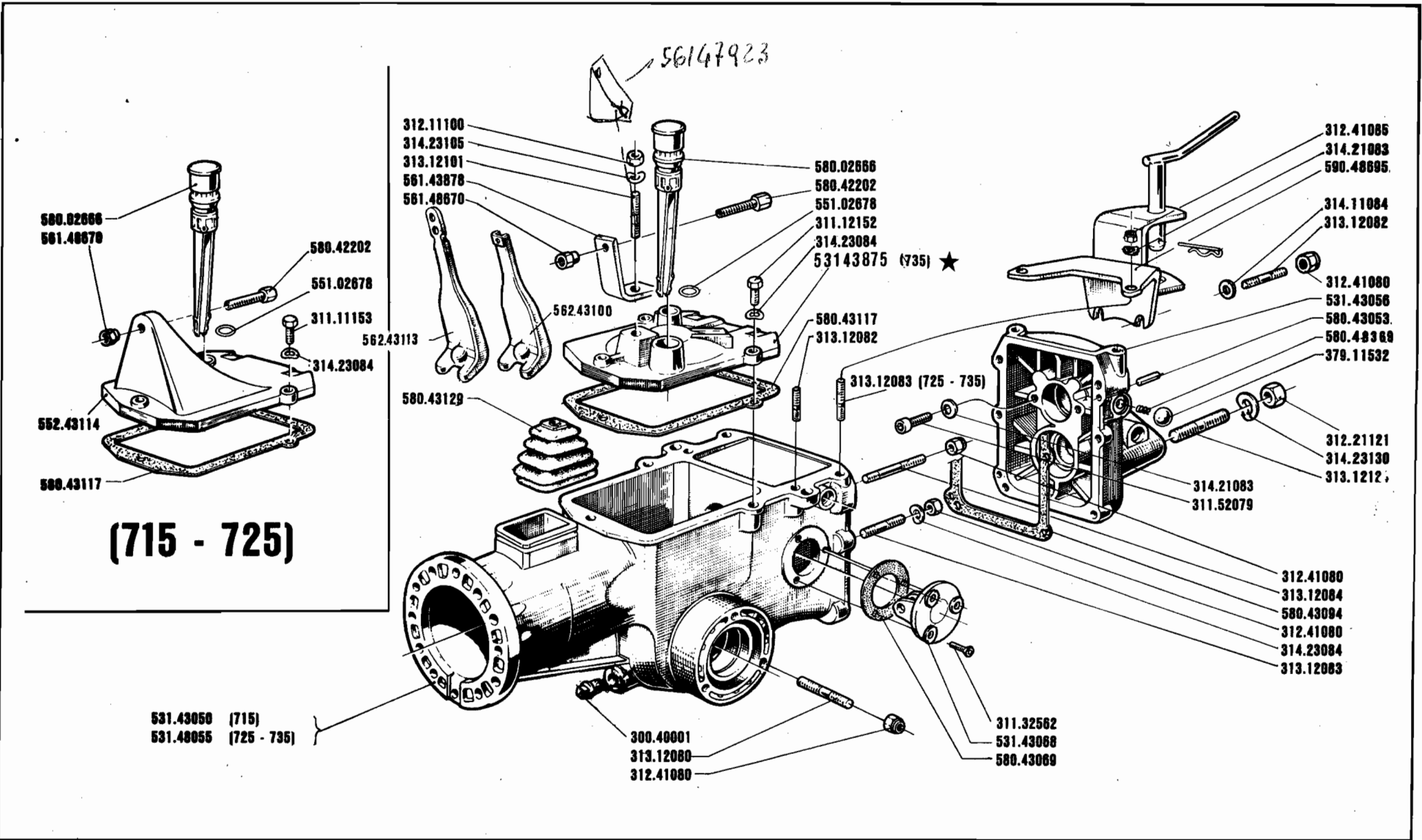
N°


200001

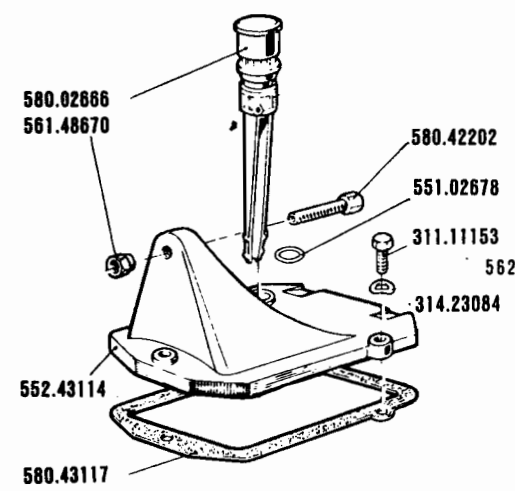
745

06.00

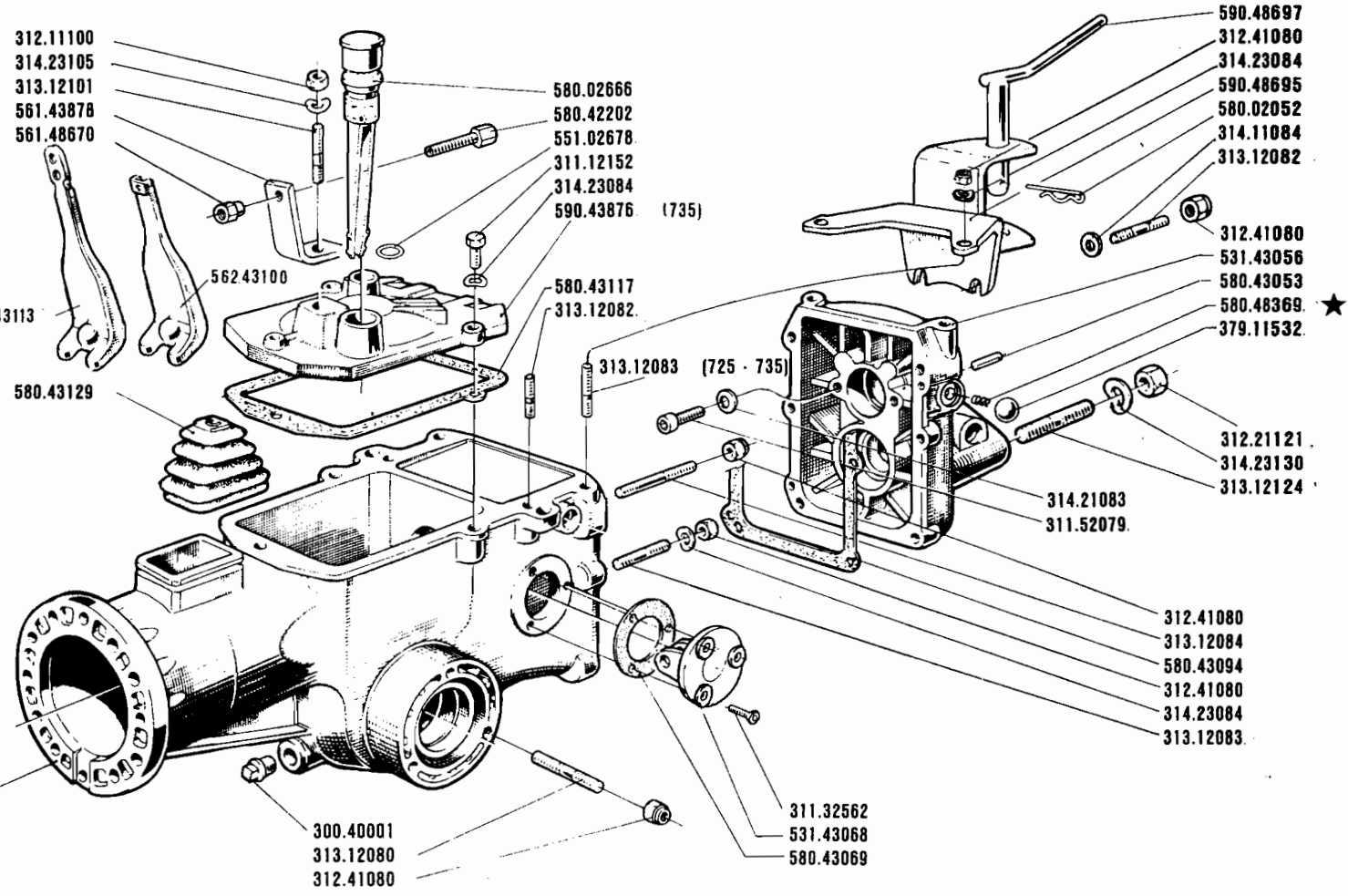
1.9.1985



	SERIE	SCATOLA CAMBIO (715-725-735)		DALLA MACCHINA		07-06
	700	CAJA DE CAMBIO	GEARBOX	DE LA MAQUINA		
		BOITE DE VITESSES	WECHSELGETRIEBE	DE LA MACHINE		01-10-1991
				FROM THE MACHINE	N.	
				AB DER MASCHINE		



(715 - 725)



531.43050. (715)
531.48055. (725 - 735)



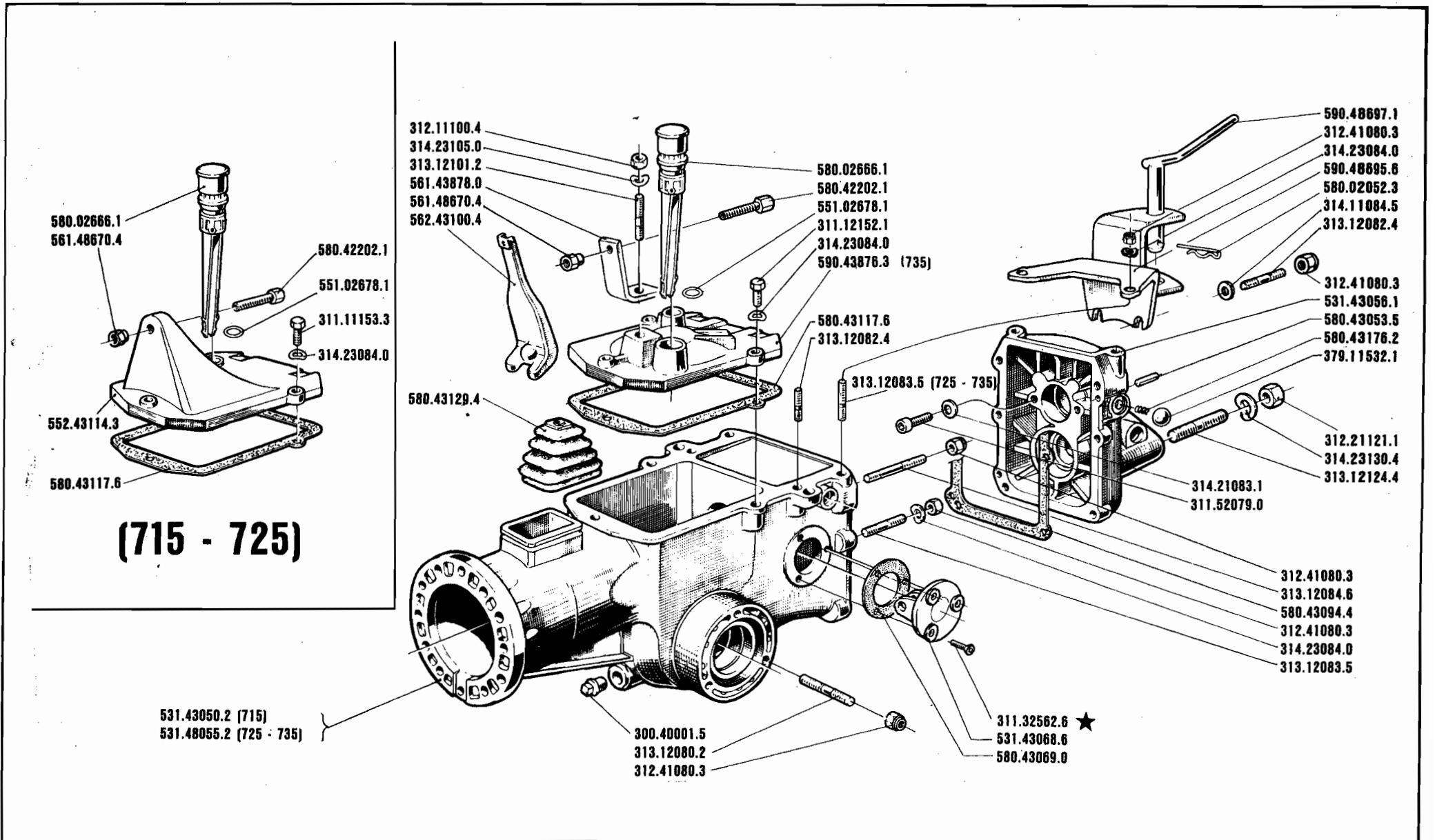
SERIE
700


SCATOLA CAMBIO (715-725-735)
CAJA DE CAMBIO
BOITE DE VITESSES
GEARBOX
WECHSELGETRIEBE

DALLA MACCHINA DE LA MAQUINA DE LA MACHINE FROM THE MACHINE AB DER MASCHINE
82000 715
92750 {725 735
N°

07.05

1.04.1989



	715 · 725 735 · 745	SCATOLA CAMBIO (715-725-735) CAJA DE CAMBIO BOITE DE VITESSES	GEARBOX WECHSELGETRIEBE	DALLA MACCHINA DE LA MAQUINA DE LA MACHINE FROM THE MACHINE AB DER MASCHINE	79950 715 89070 {725 735	07.04
					N°	
						1.10.1988

580.02666.1
581.48670.4

552.43114.3

580.43117.6

(715 - 725)

580.42202.1

551.02678.1

311.11153.3

314.23084.0

312.11100.4
314.23105.0
313.12101.2
581.43878.0
561.48670.4
562.43100.4

580.43129.4

580.02666.1

580.42202.1

551.02678.1

311.12152.1

314.23084.0

580.43876.3 (735)

580.43117.6

313.12082.4

313.12083.5 (725 - 735)

580.48697.1
312.41080.3
314.23084.0
580.48695.0
580.02052.3
314.11084.5
313.12082.4

312.41080.3

531.43056.1 ★

580.43053.5

580.43176.2

378.11532.1

312.21121.1

314.23130.4

313.12124.4

314.21083.1 ★

311.52079.0 ★

312.41080.3
313.12084.6
580.43094.4
312.41080.3
314.23084.0
313.12083.5

531.43050.2 (715)
531.48055.2 (725 - 735)

300.40001.5
313.12080.2
312.41080.3

31132562 G

811.31061.3
531.43068.6
580.43069.0



715 - 725
735 - 745

SCATOLA CAMBIO (715-725-735)

CAJA DE CAMBIO
BOITE DE VITESSES

GEARBOX
WECHSELGETRIEBE

DALLA MACCHINA
DE LA MAQUINA
DE LA MACHINE
FROM THE MACHINE
AB DER MASCHINE

73793

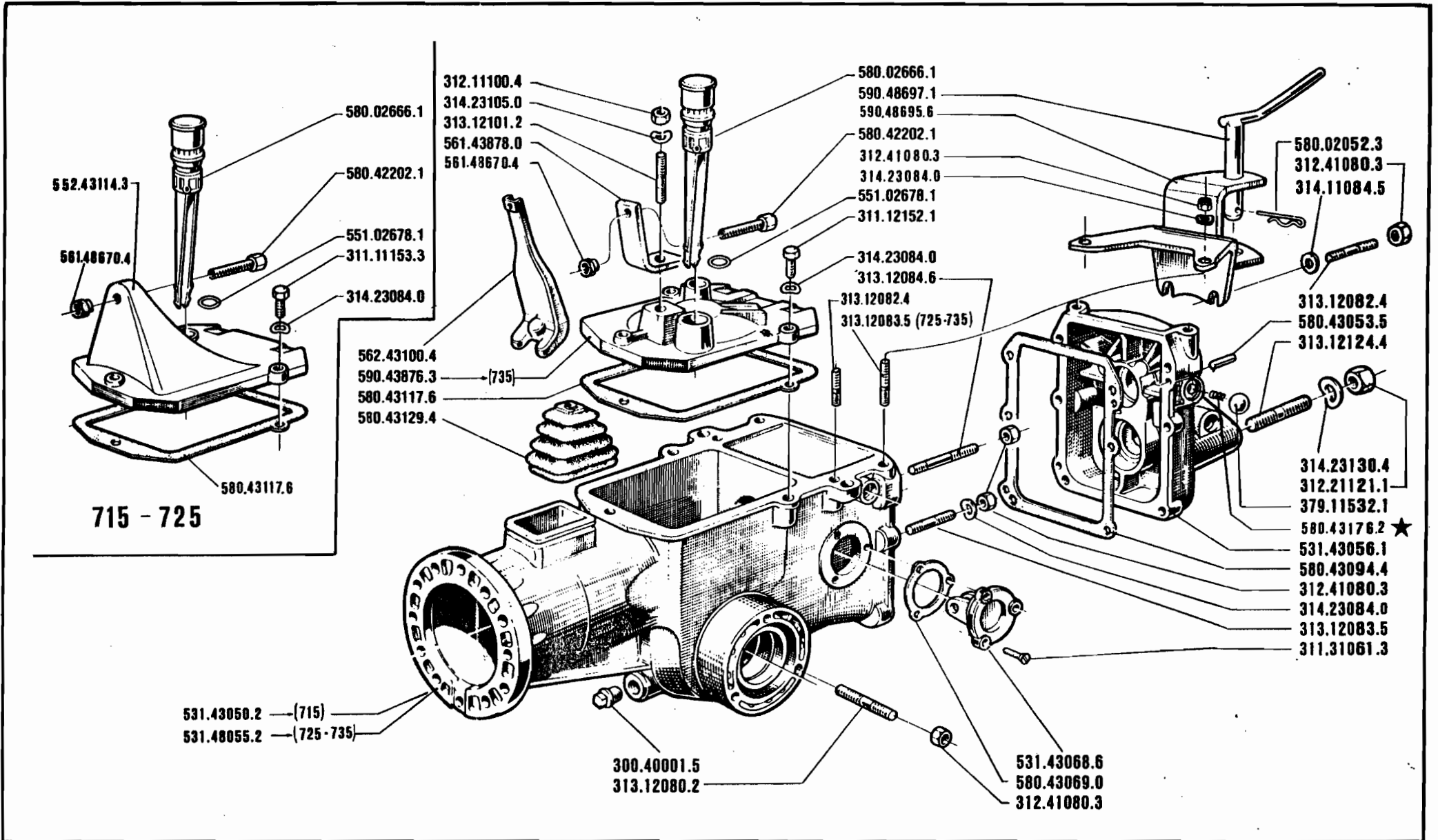
★ 79973

{715
725
735

07.03

N°

1.10.1987



715 - 725
735 - 745

SCATOLA CAMBIO (715-725-735)
CAJA DE CAMBIO
BOITE DE VITESSES

GEARBOX
WECHSELGETRIEBE

DALLA MACCHINA
DE LA MAQUINA
DE LA MACHINE
FROM THE MACHINE
AB DER MASCHINE
N°

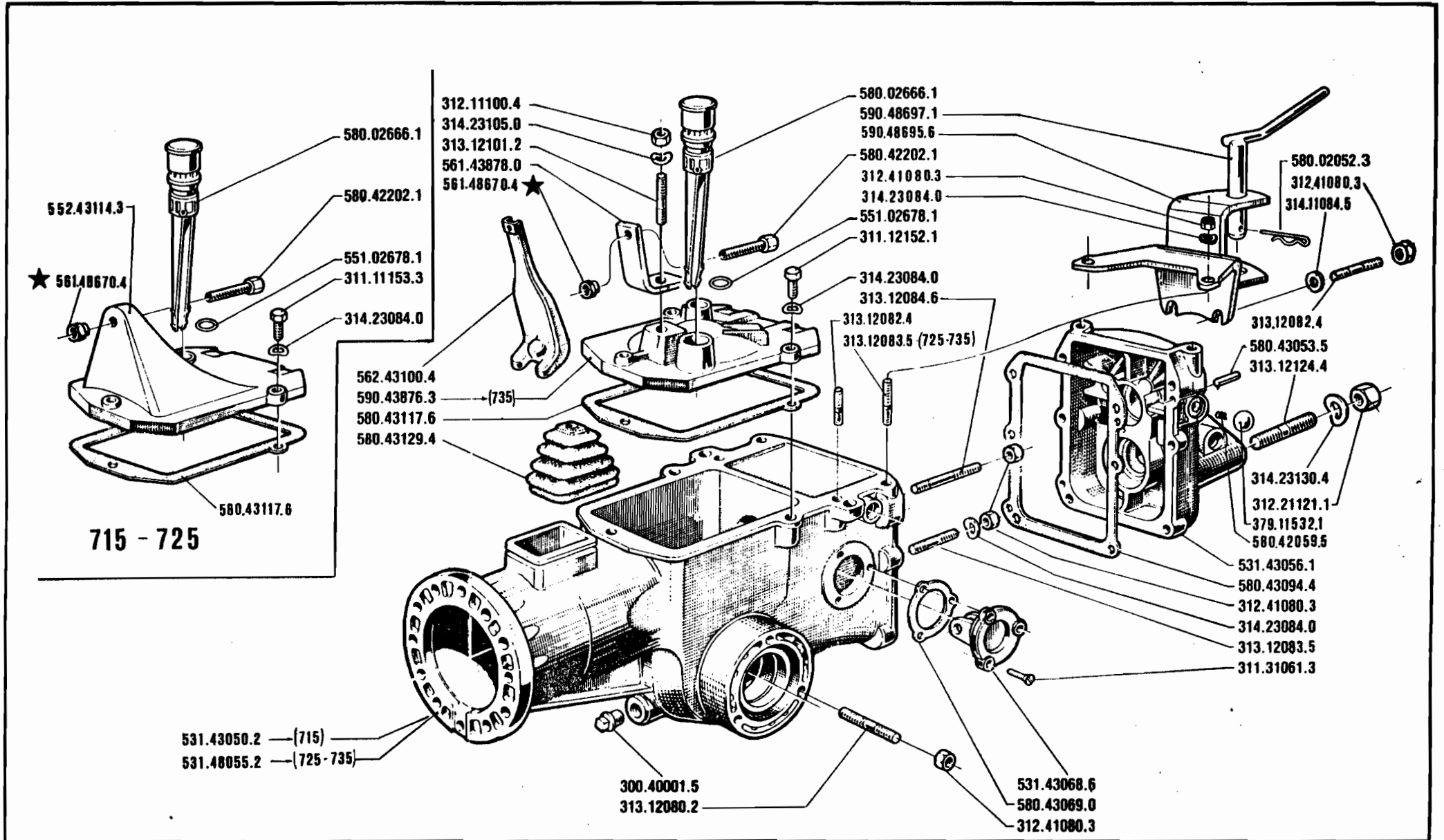
73793

77193

{715
725
735}

07.02

1.4.1987



715 - 725
735 - 745

.SCATOLA CAMBIO (715-725-735)
CAJA DE CAMBIO
BOITE DE VITESSES
GEARBOX
WECHSELGETRIEBE

DALLA MACCHINA
DE LA MAQUINA
DE LA MACHINE
FROM THE MACHINE
AB DER MASCHINE

67 963

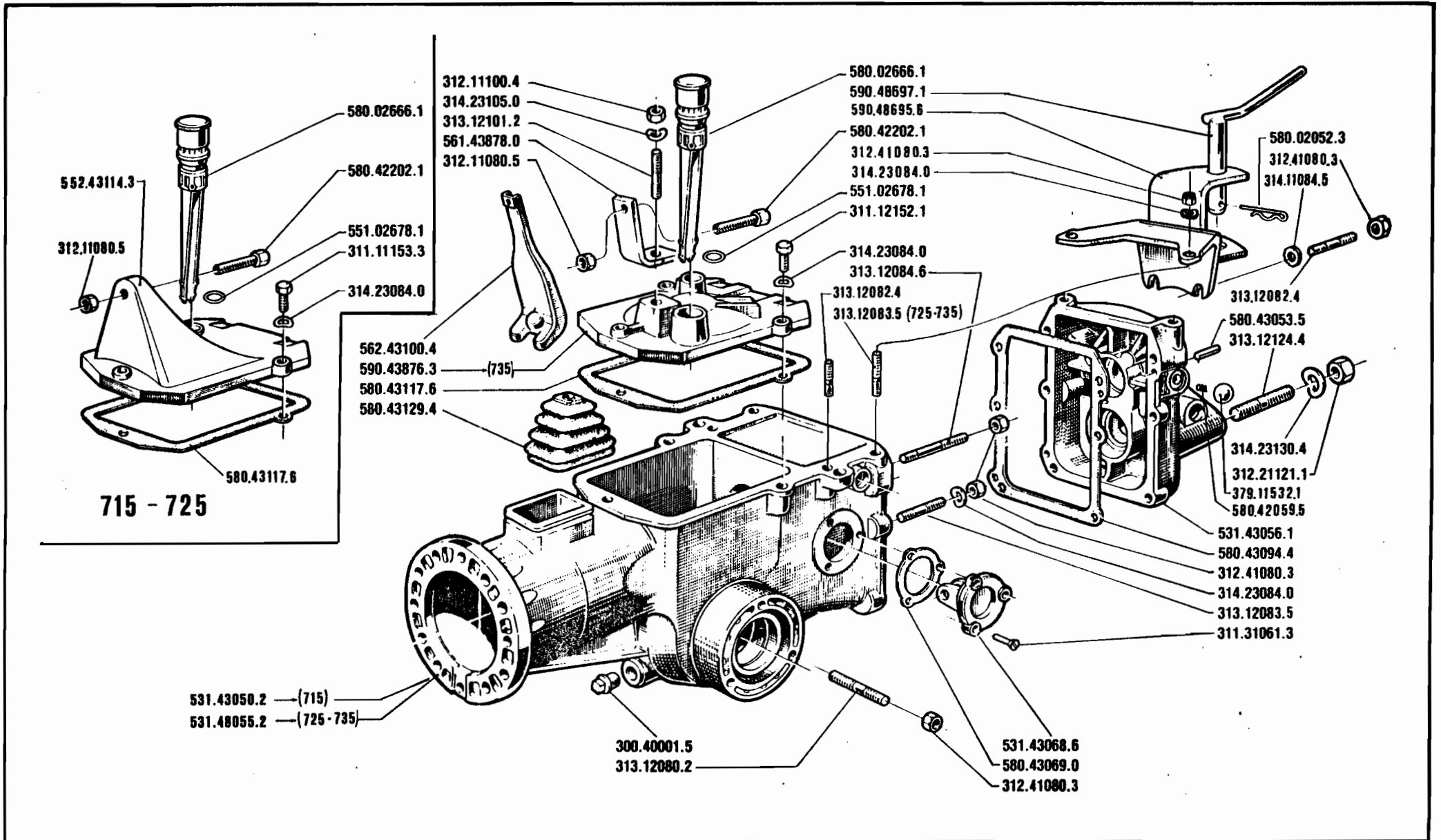
72 404

715
725
735

07.01

1.4.1986

N°



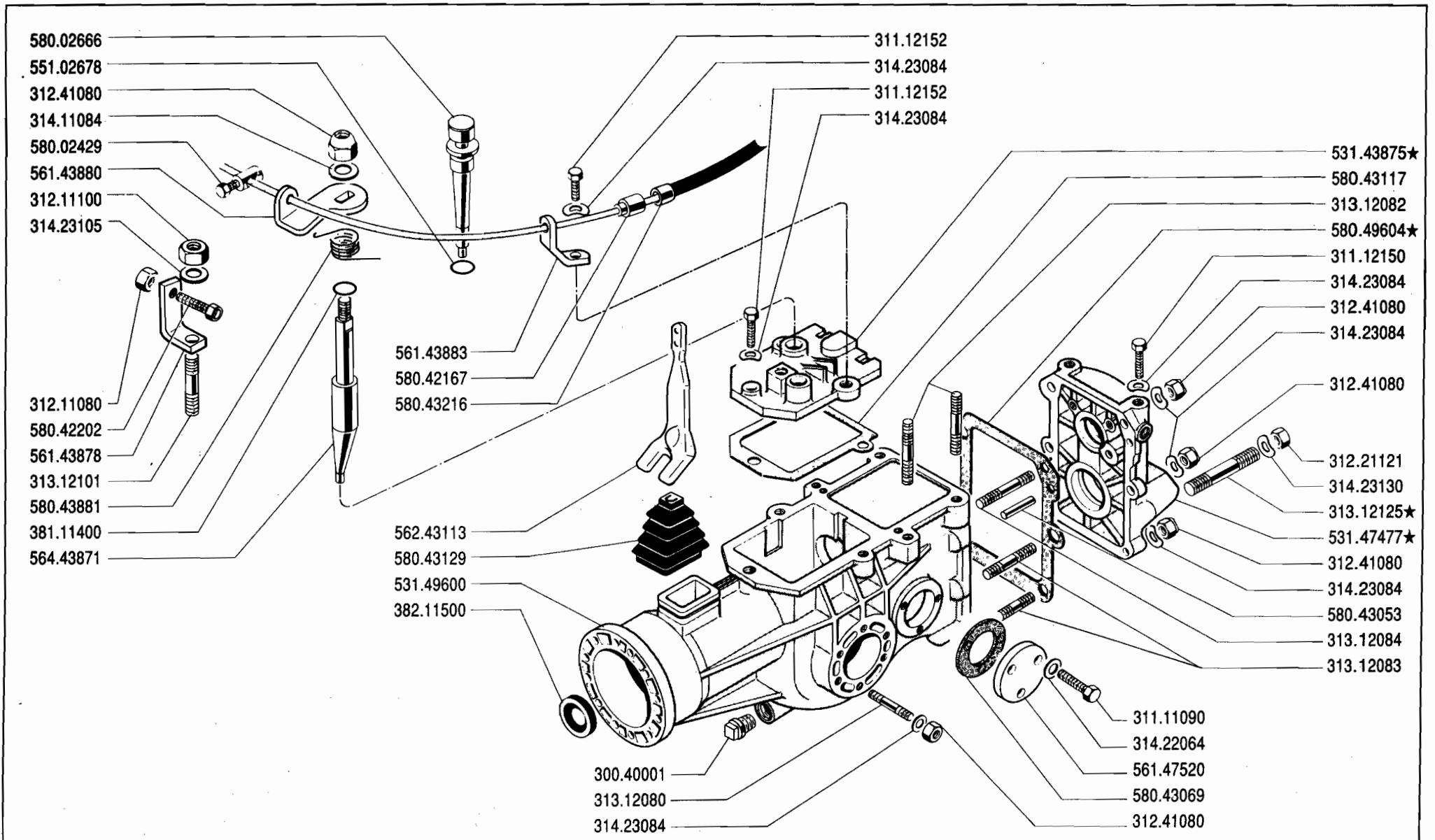
715 - 725
735 - 745


SCATOLA CAMBIO (715-725-735)
 CAJA DE CAMBIO
 BOITE DE VITÉSSES
 GEARBOX
 WECHSELGETRIEBE

DALLA MACCHINA
 DE LA MAQUINA
 DE LA MACHINE
 FROM THE MACHINE
 AB DER MASCHINE
N°

67.963 {715
64.757 {725
 {735

07.00
 1.9.1985



	SERIE	SCATOLA CAMBIO		DALLA MACCHINA	07A02
	700	CAJA DE CAMBIO	GEARBOX	DE LA MAQUINA	
		BOITE DE VITESSES	WERCHSELGETREIBE	DE LA MACHINE	01.10.1991
				FROM THE MACHINE	
				AB DER MASCHINE	N. 14276 737

312.41080
314.11084
580.02429
561.43880
312.11100
314.23105
312.11080

561.43878
313.12101
580.42202
580.43881
381.11400
564.43871

551.02678
562.43113
580.43129

382.11500
531.49600
300.40001

580.02666
311.12152
580.43216
580.42167
314.23084
561.43883
311.12152
314.23084

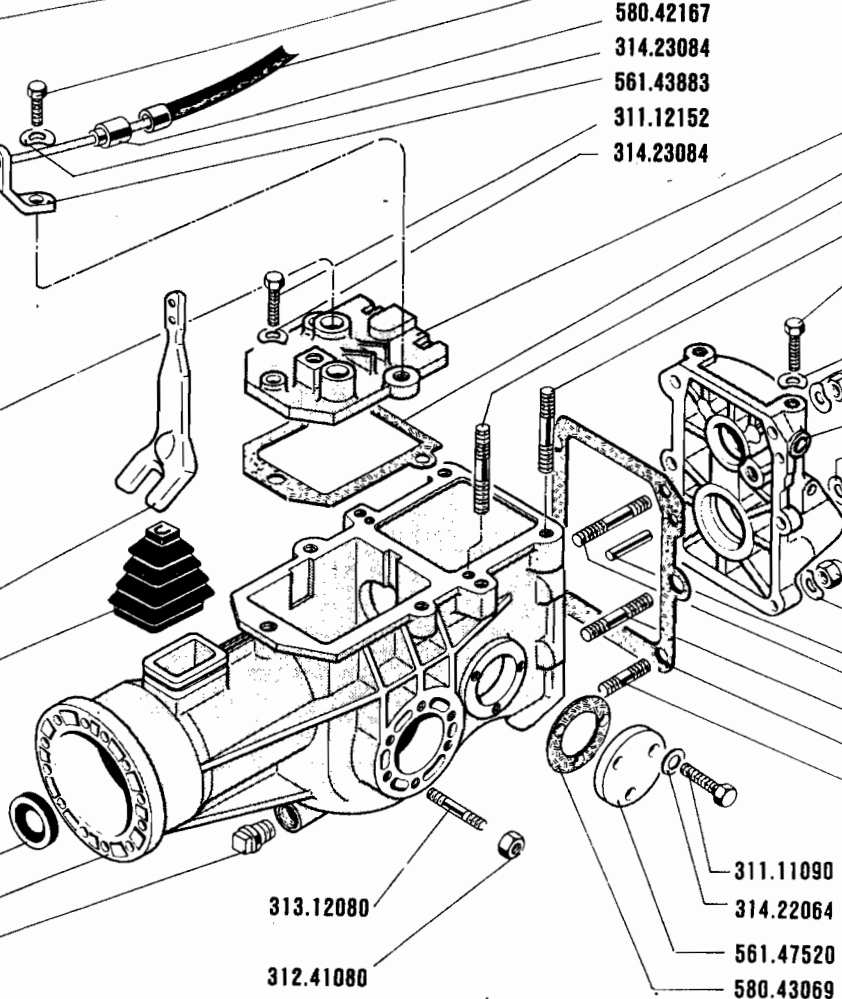


590.43876
580.43117
313.12082
313.12082
311.12150

314.23084
314.23084
312.41080
531.47476
314.23084
312.41080
312.21121
314.23130
313.12124

312.41080
314.23084
580.43053
313.12084
313.12083
580.43094
313.12083

311.11090
314.22064
561.47520
580.43069



SERIE

700

SCATOLA CAMBIO 737

CAJA DE CAMBIO
BOITE DE VITESSES

GEARBOX
WECHSELGETRIEBE

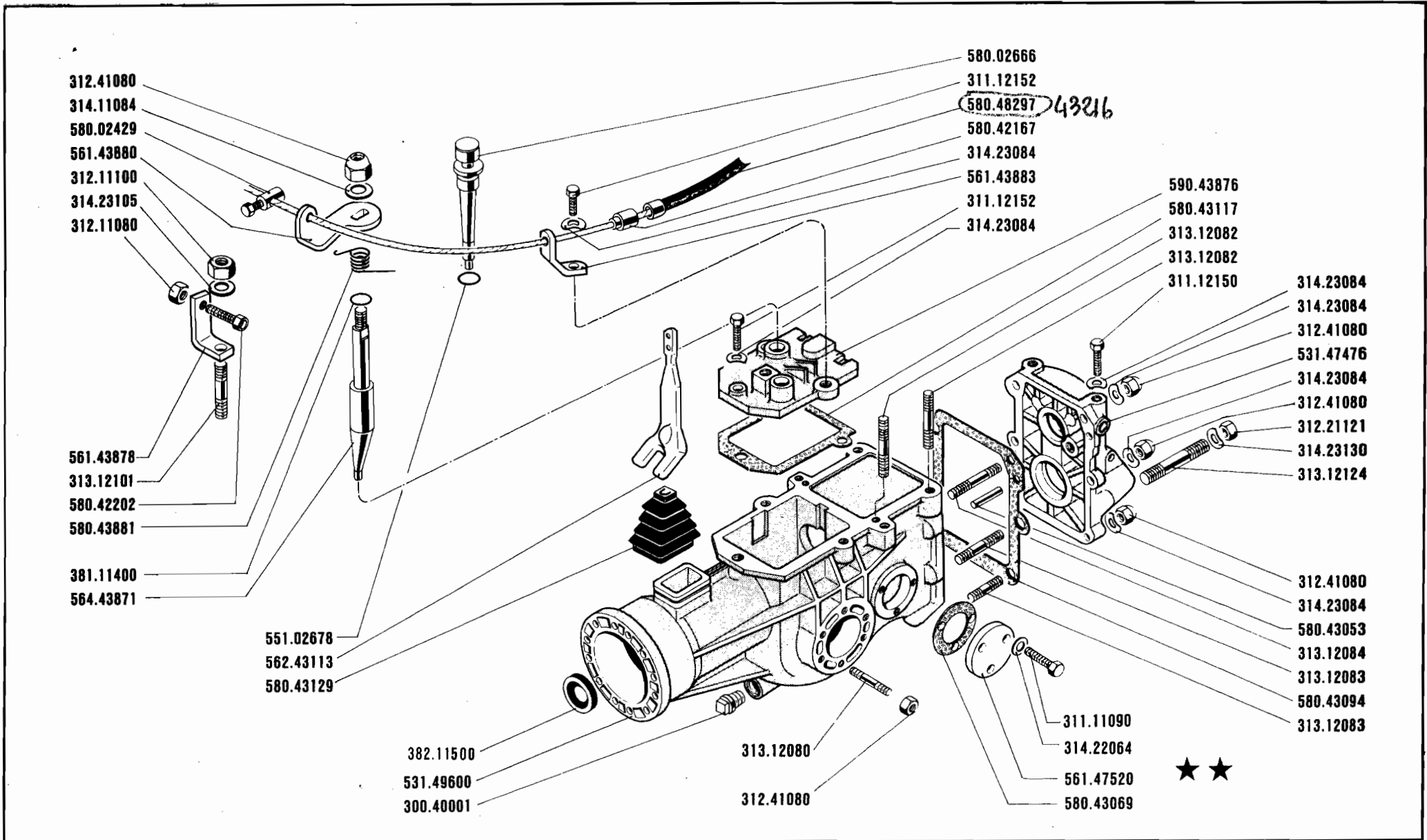
DALLA MACCHINA
DE LA MAQUINA
DE LA MACHINE
FROM THE MACHINE
AB DER MASCHINE

N.

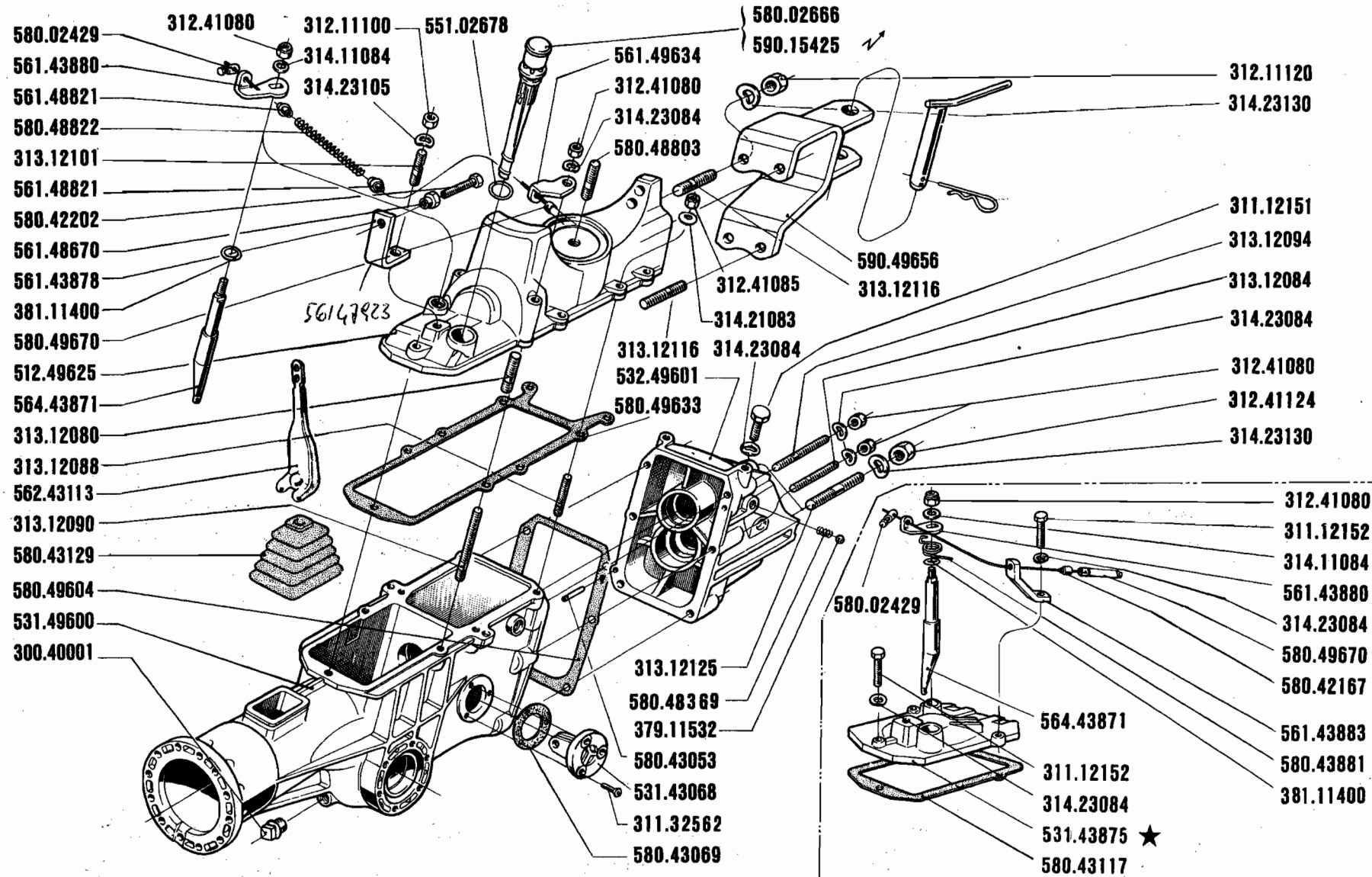
11856 737

07/A/01

1.10.1990



	737	SCATOLA CAMBIO (737)		DALLA MACCHINA DE LA MAQUINA DE LA MACHINE FROM THE MACHINE AB DER MASCHINE N.	10000 737	07	A	00
		CAJA DE CAMBIO BOITE DE VITESSES	GEARBOX WECHSELGETRIEBE			1.04.1989		



SERIE

700

SCATOLA CAMBIO (745)

CAJA DE CAMBIO
BOITE DE VITESSES

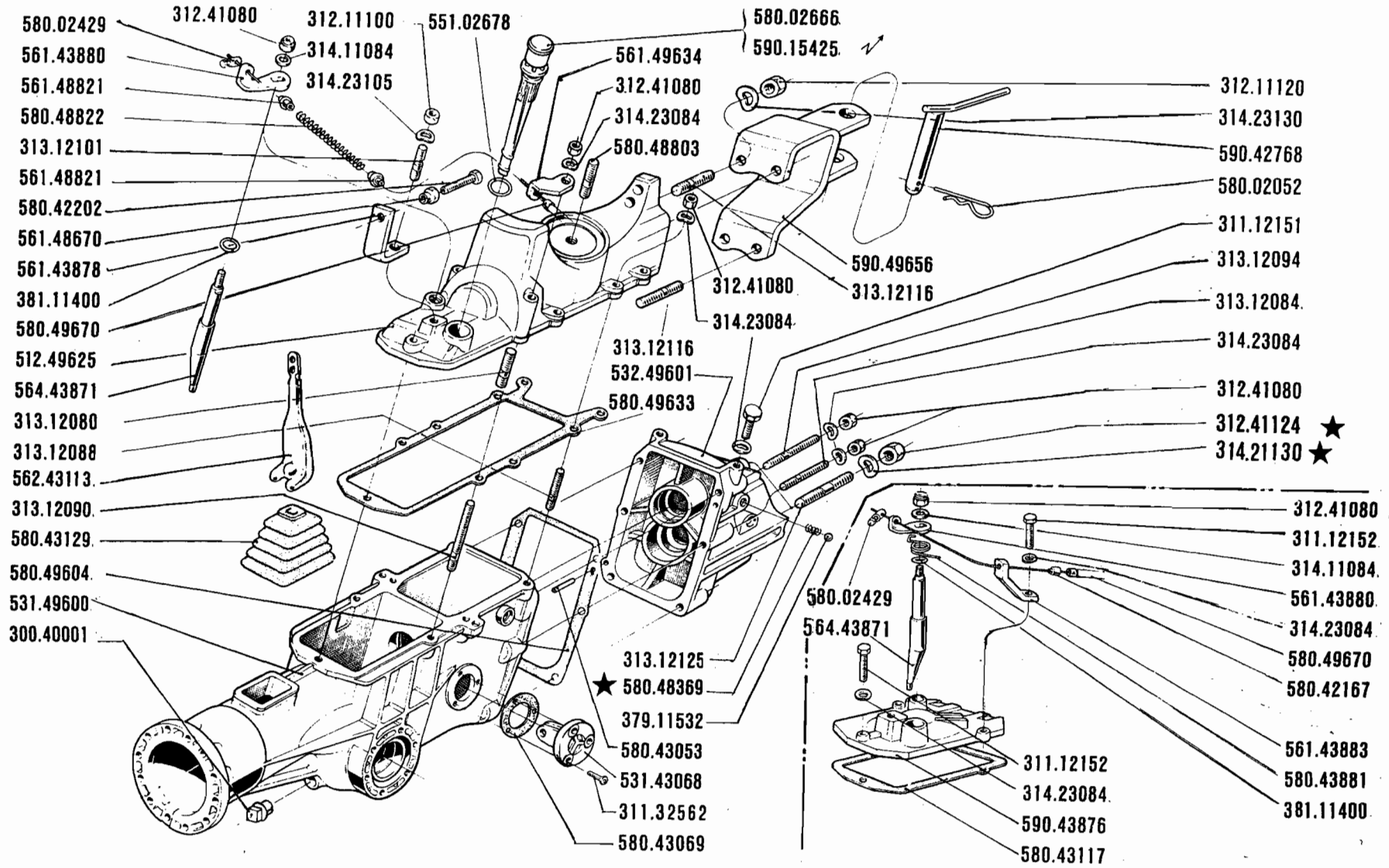
GEARBOX
WECHSELGETRIEBE

DALLA MACCHINA
DE LA MAQUINA
DE LA MACHINE
FROM THE MACHINE
AB DER MASCHINE

N.

08.06

01.10.1991



SERIE
700

SCATOLA CAMBIO (745)

CAJA DE CAMBIO
BOITE DE VITESSES

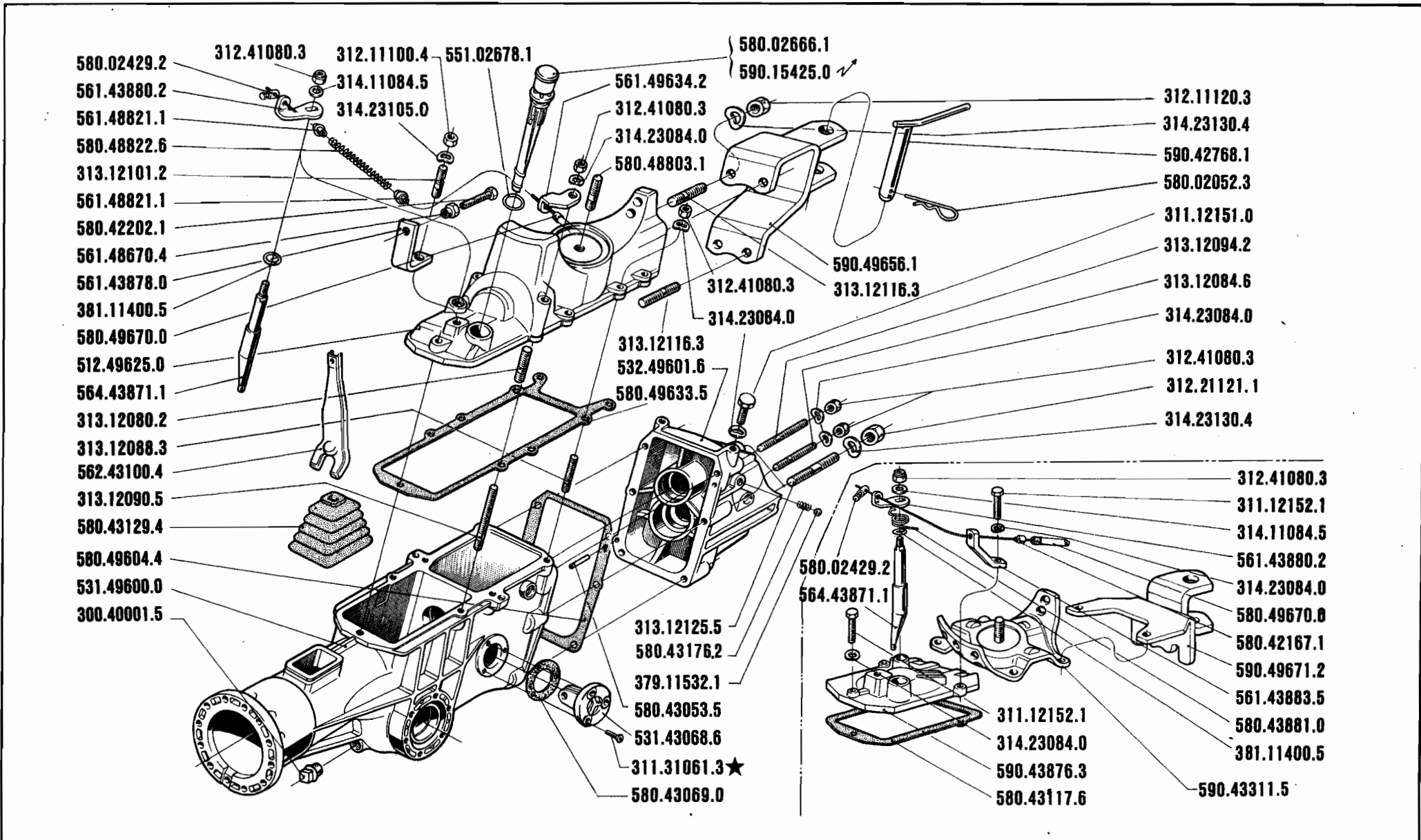
GEARBOX
WECHSELGETRIEBE

DALLA MACCHINA
DE LA MAQUINA
DE LA MACHINE
FROM THE MACHINE
AB DER MASCHINE

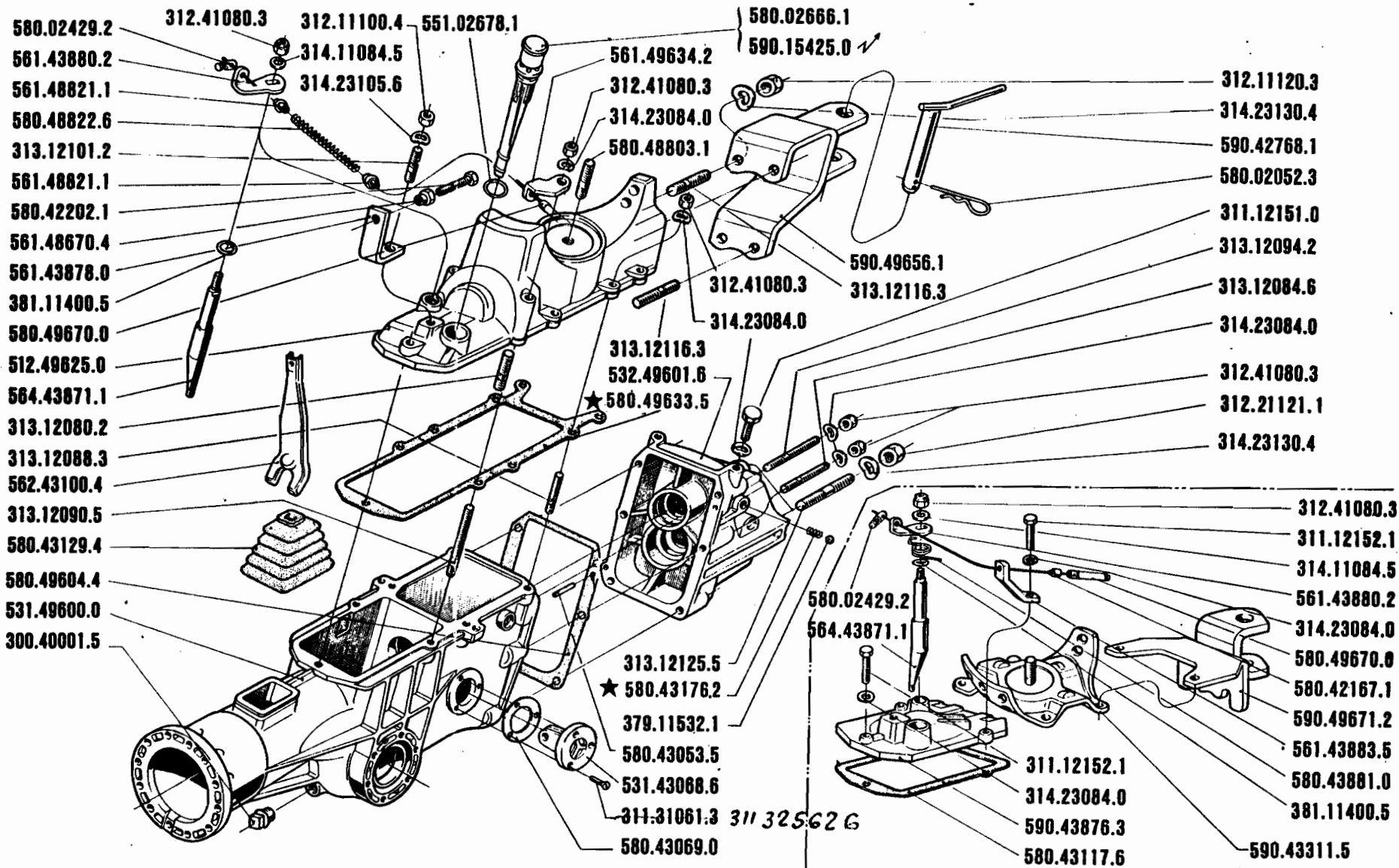
N° 204270 745

08.05

1.04.1989★



	715 · 725	SCATOLA CAMBIO (745)		DALLA MACCHINA DE LA MAQUINA DE LA MACHINE FROM THE MACHINE AB DER MASCHINE N°	715	08.04
	735 · 745	CAJA DE CAMBIO	GEARBOX		725	
	735 · 745	BOITE DE VITESSES	WECHSELGETRIEBE		735	
					203661 745	1.10.1988



715 - 725
735 - 745

CAJA DE CAMBIO
 BOITE DE VITESSES

SCATOLA CAMBIO (745)

GEARBOX
 WECHSELGETRIEBE

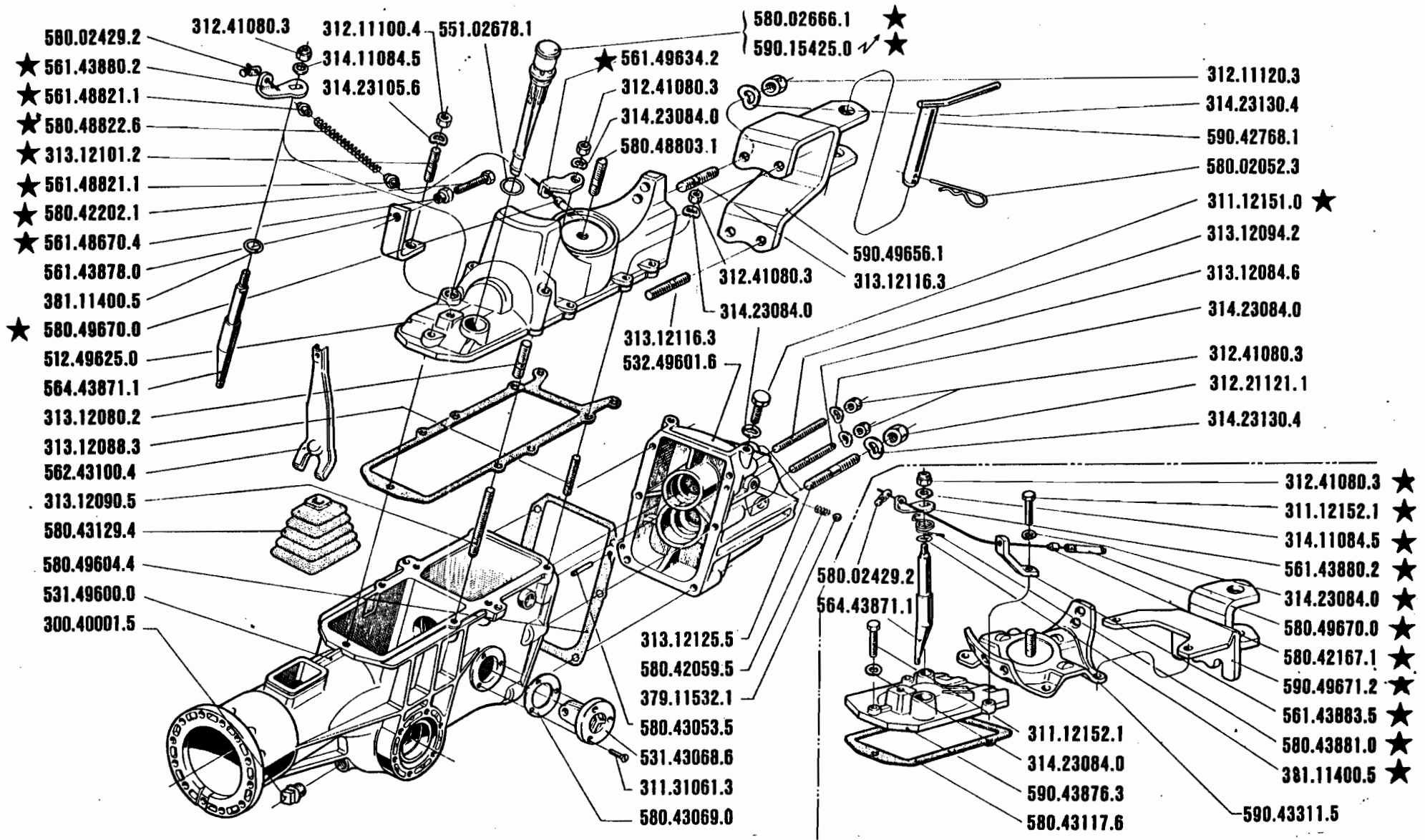
DALLA MACCHINA
 DE LA MAQUINA
 DE LA MACHINE
 FROM THE MACHINE
 AB DER MASCHINE

N°

202756 745

08.03

1.4.1987



715 - 725
735 - 745

SCATOLA CAMBIO (745)

CAJA DE CAMBIO
 BOÎTE DE VITESSES

GEARBOX
 WECHSELGETRIEBE

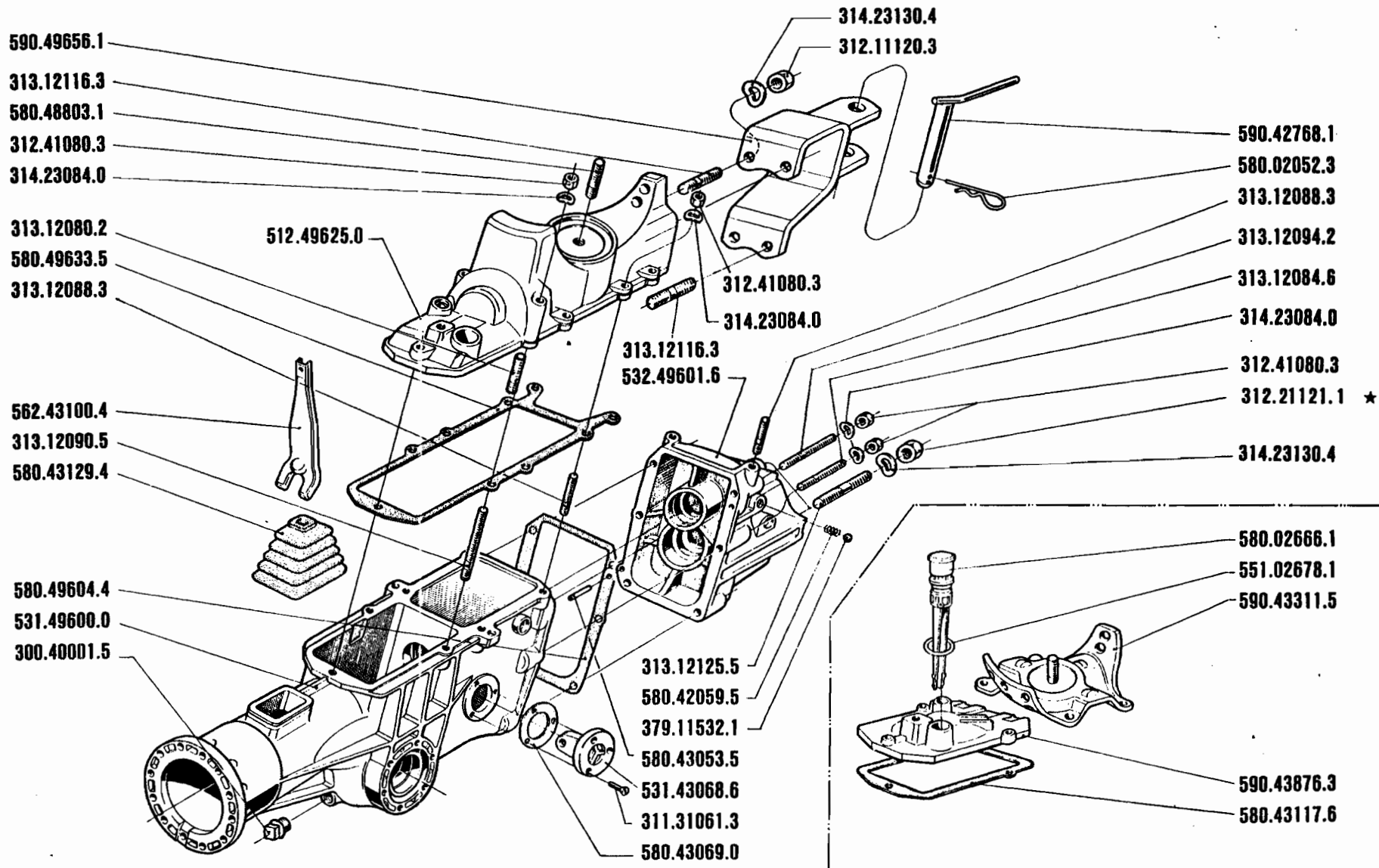
DALLA MACCHINA
 DE LA MAQUINA
 DE LA MACHINE
 FROM THE MACHINE
 AB DER MASCHINE

N°

202001 745

08.02

1.4.1986



715 - 725
735 - 745

SCATOLA CAMBIO (745)
 CAJA DE CAMBIO
 BOITE DE VITESSES

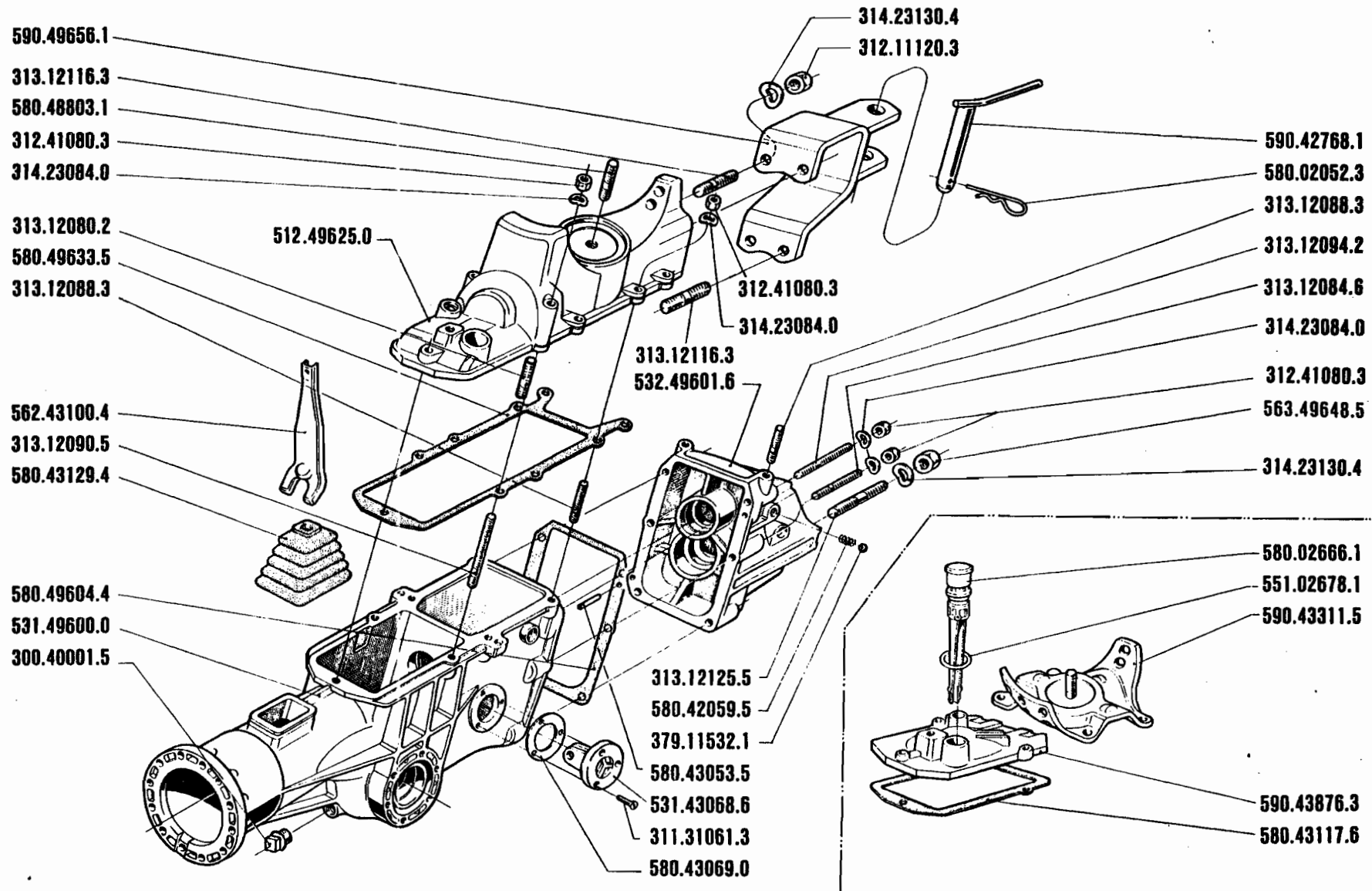
GEARBOX
 WECHSELGETRIEBE

DALLA MACCHINA
 DE LA MAQUINA
 DE LA MACHINE
 FROM THE MACHINE
 AB DER MASCHINE
N°

202000 745

08.01

18.9.1985



715 - 725
735 - 745

SCATOLA CAMBIO (745)

CAJA DE CAMBIO
 BOITE DE VITESSES

GEARBOX
 WECHSELGETRIEBE

DALLA MACCHINA
 DE LA MAQUINA
 DE LA MACHINE
 FROM THE MACHINE
 AB DER MASCHINE

N°

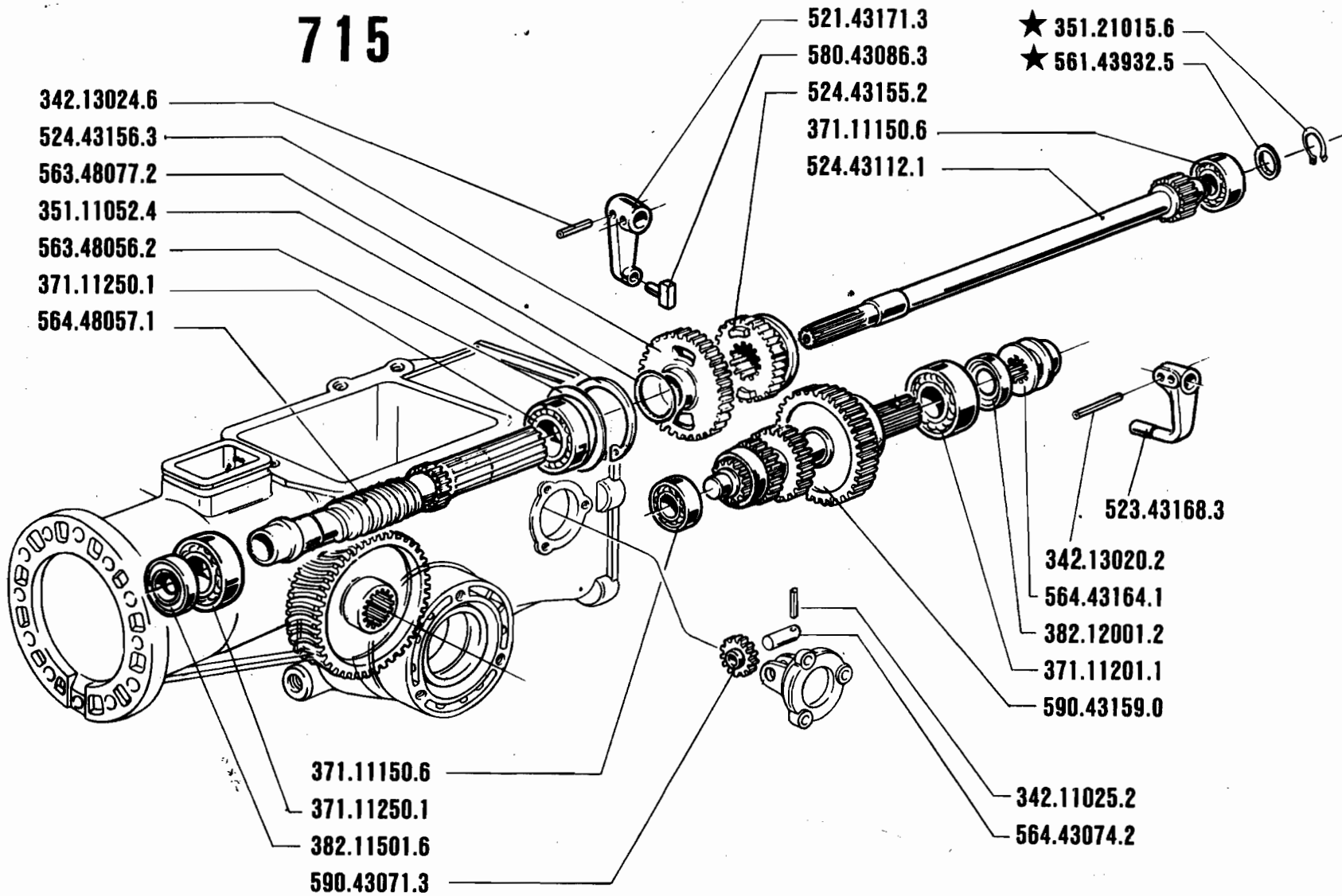
200001

745

08.00

1.9.1985

715



715 - 725
735 - 745

ENGRANAJES
ENGRANAGES

INGRANAGGI (715)

GEARS
ZÄHNRÄDER

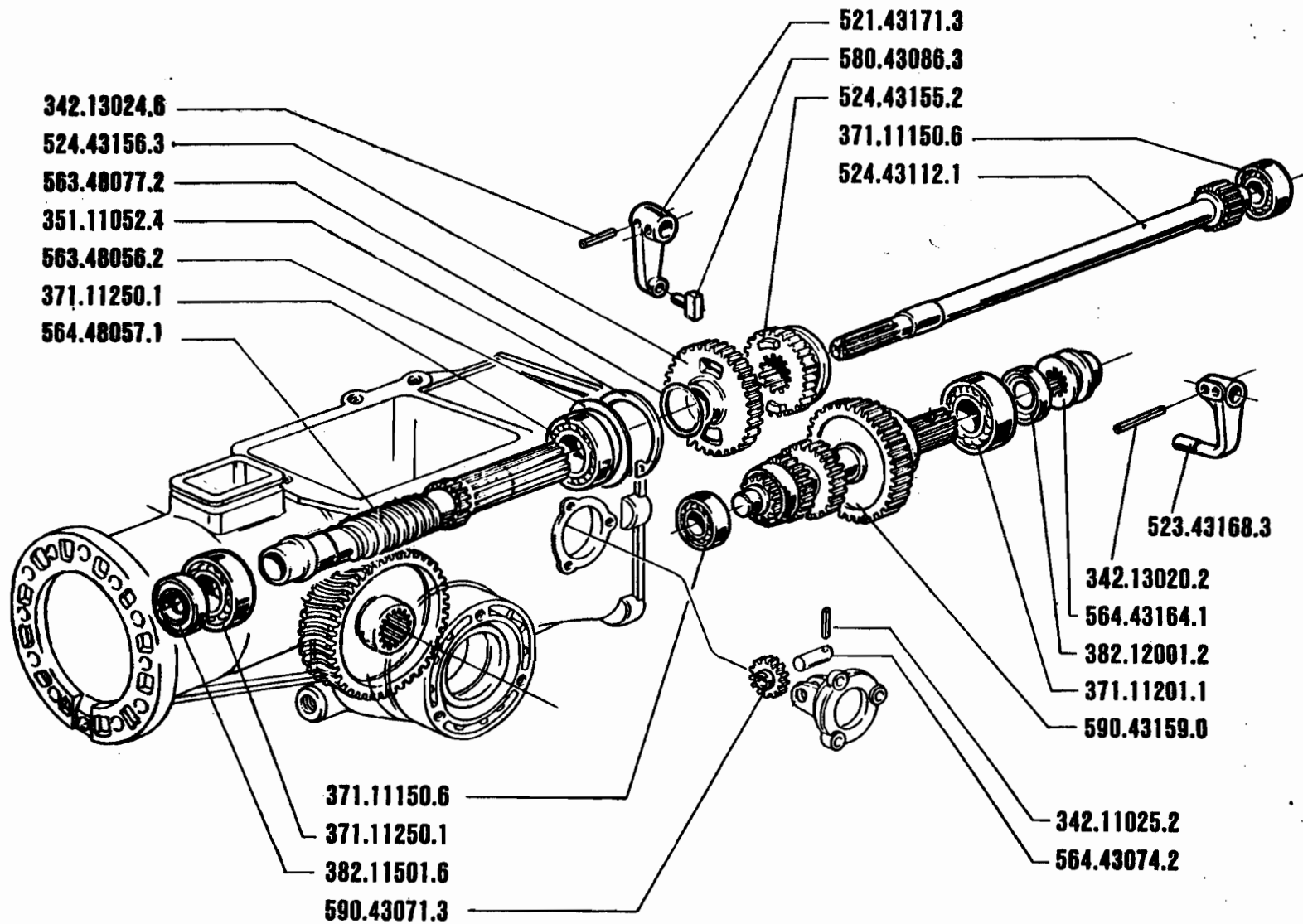
DALLA MACCHINA
DE LA MAQUINA
DE LA MACHINE
FROM THE MACHINE
AB DER MASCHINE

79950 {715

N°

09.01

1.10.1988



715 - 725
735 - 745

ENGRANAJES
ENGRANAGES

INGRANAGGI (715)

GEARS
ZÄHRÄDER

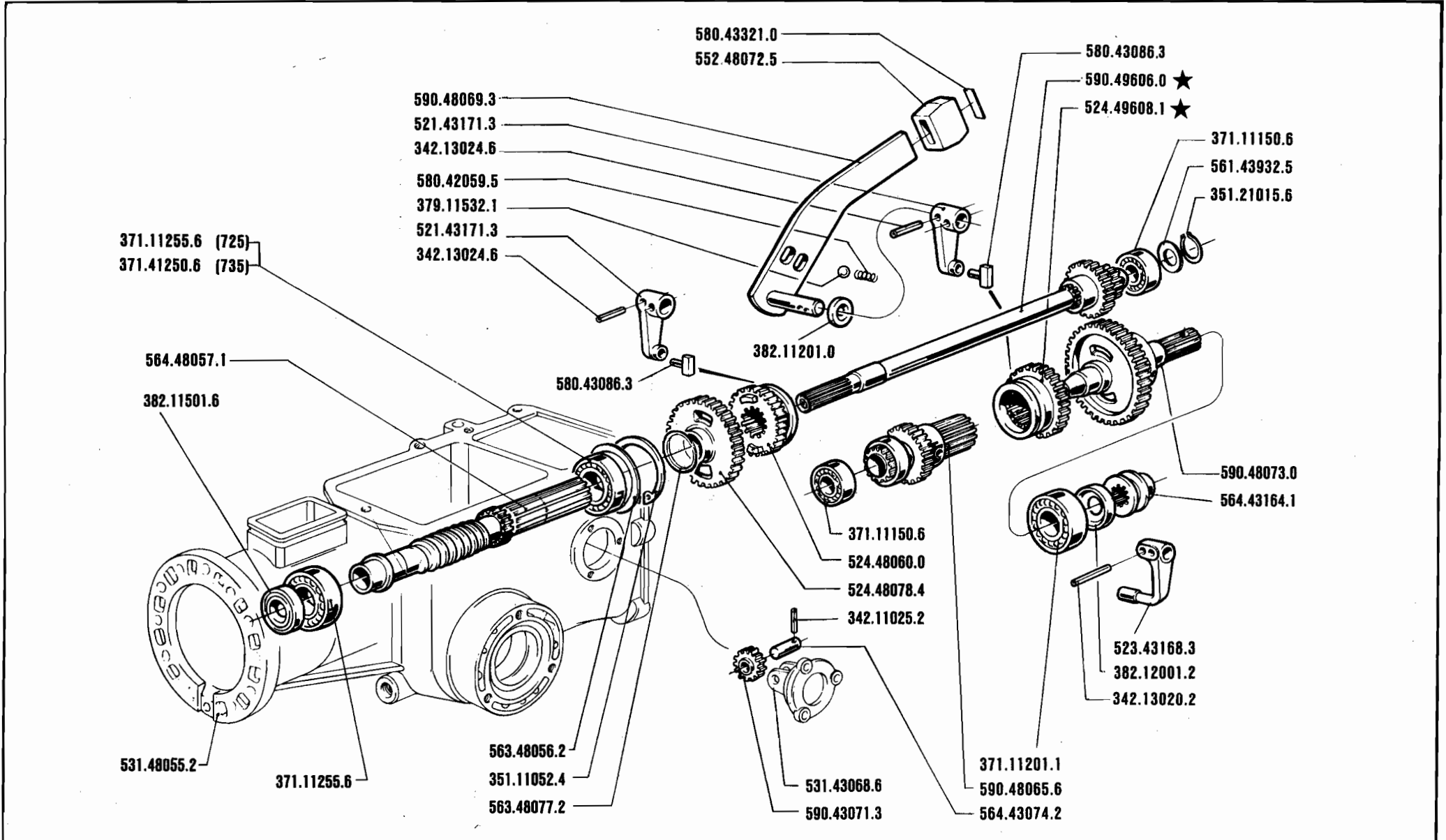
DALLA MACCHINA
DE LA MAQUINA
DE LA MACHINE
FROM THE MACHINE
AB DER MASCHINE


63545 <715

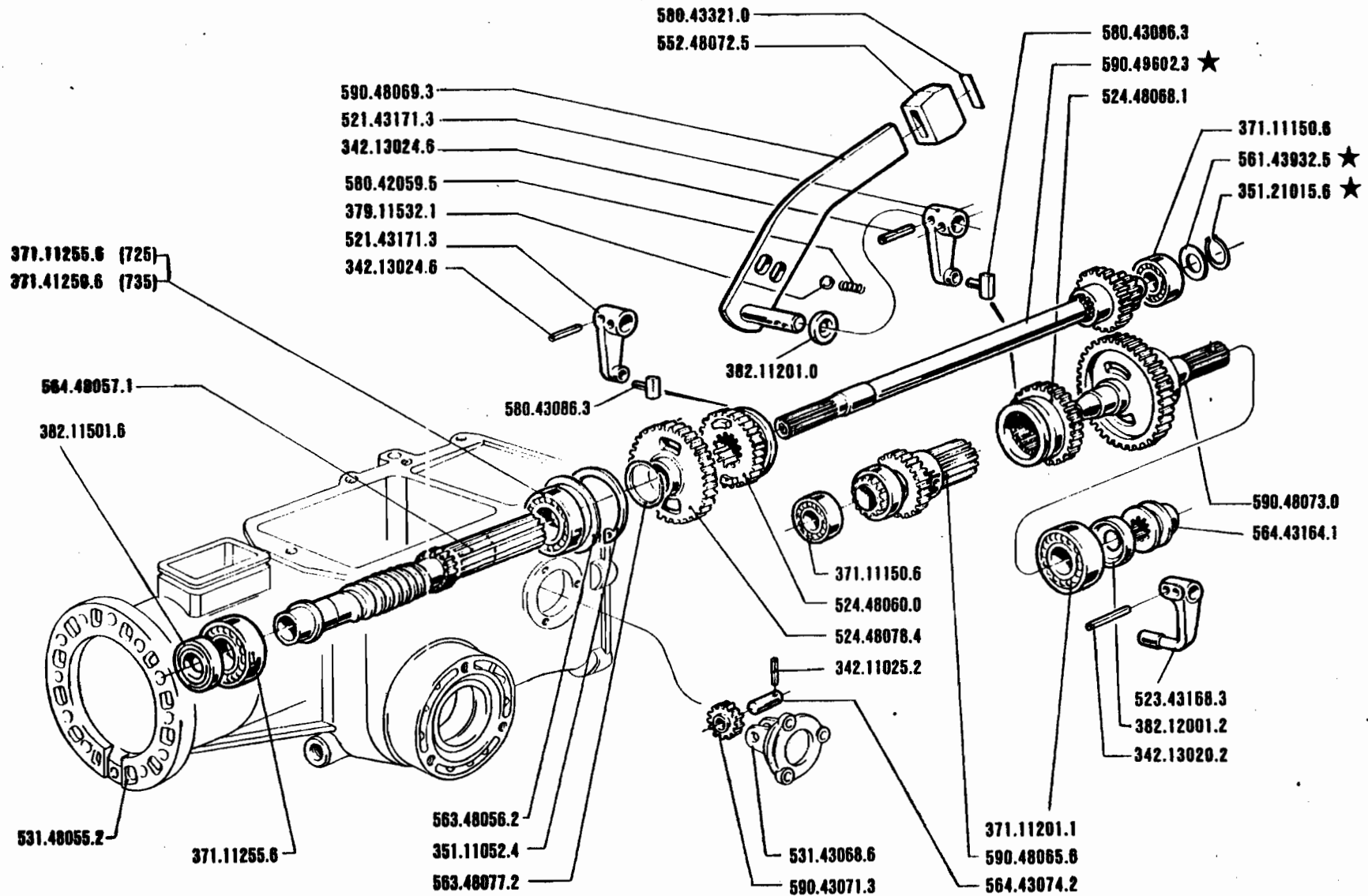
N°

09.00

1.9.1985



	715 · 725 735 · 745	INGRANAGGI (725-735)	DALLA MACCHINA DE LA MAQUINA DE LA MACHINE FROM THE MACHINE AB DER MASCHINE	88073	10.02
	ENGRANAJES ENGRANAGES	GEARS ZAHNRÄDER	N°	{725 735}	



715 - 725
735 - 745

ENGRANAJES
ENGRANAGES

INGRANAGGI (725-735)

GEARS
ZÄHNRÄDER

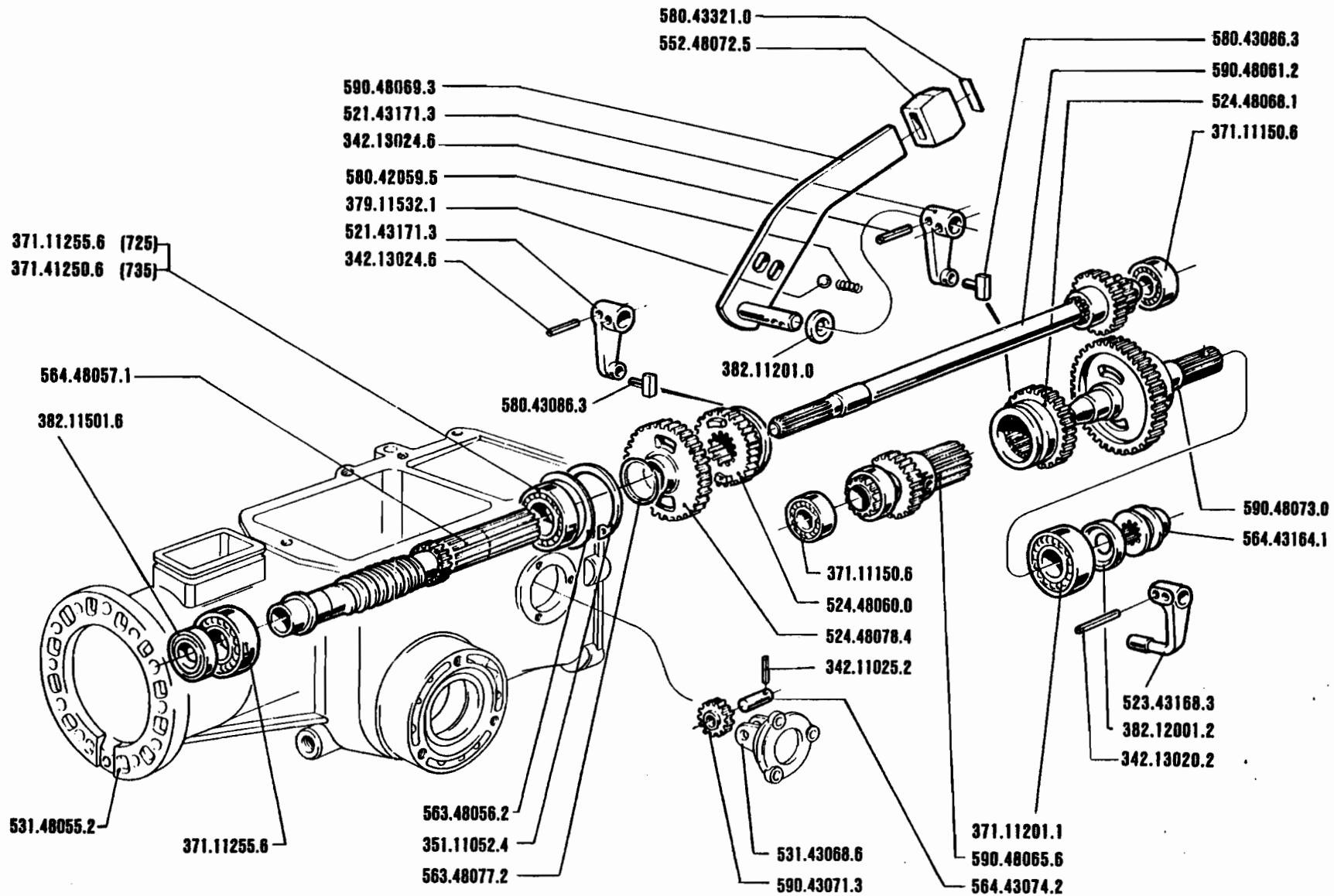
DALLA MACCHINA
DE LA MAQUINA
DE LA MACHINE
FROM THE MACHINE
AB DER MASCHINE

★ 85757-725
79973-735

N°

10.01

1.10.1987



715 - 725
735 - 745

ENGRANAJES
ENGRANAGES

INGRANAGGI (725-735)

GEARS
ZÄHNRÄDER

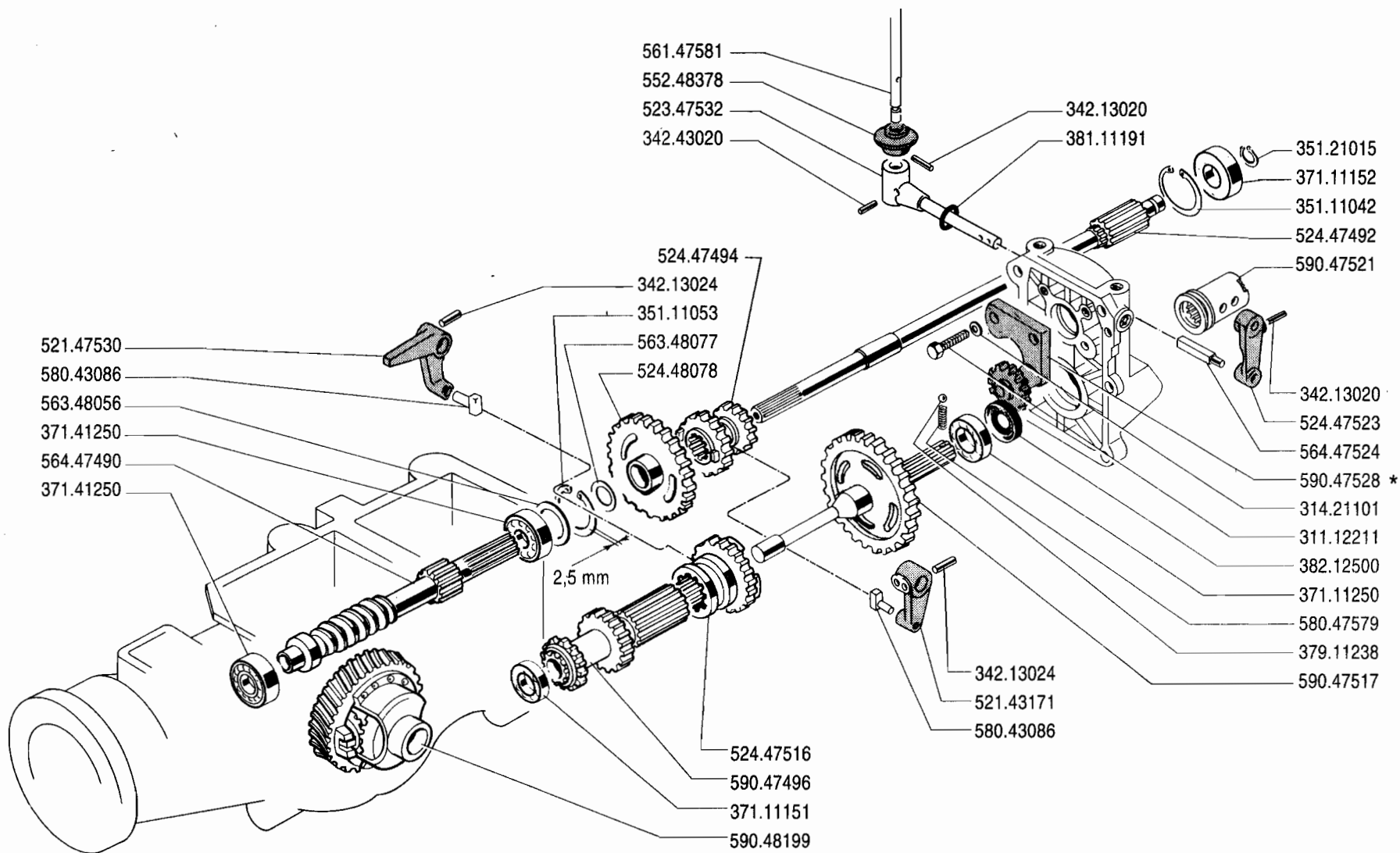
DALLA MACCHINA
DE LA MAQUINA
DE LA MACHINE
FROM THE MACHINE
AB DER MASCHINE
N°

55470

725
735

10.00

1.9.1985



SERIE

700

ENGRANAJES
 ENGRANAGES

INGRANAGGI

GEARS
 ZÄHNRÄDER

DALLA MACCHINA
 DE LA MAQUINA
 DE LA MACHINE
 FROM THE MACHINE
 AB DER MASCHINE

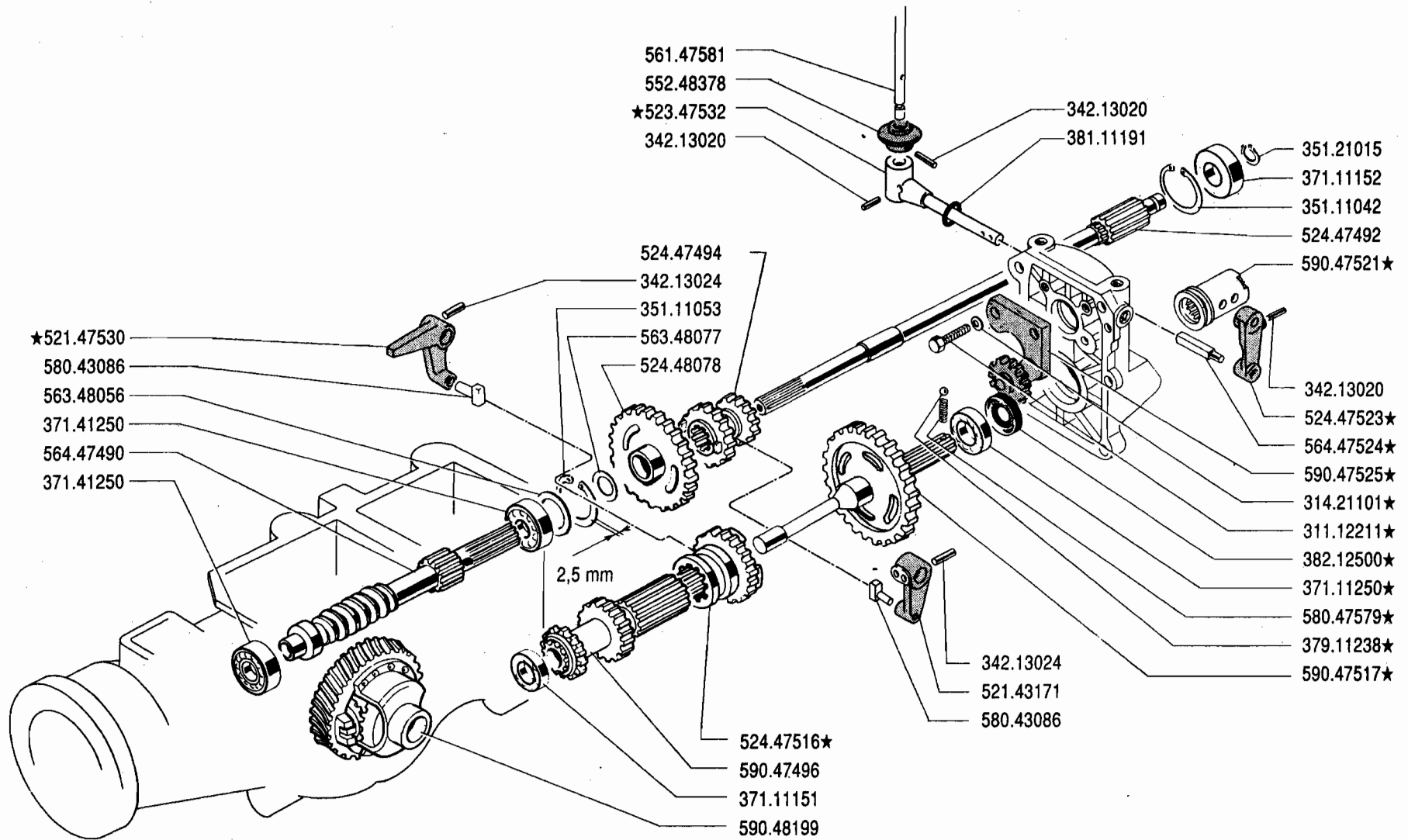
16201

737

10/A/02

N.

10.10.1992



SERIE

700

INGRANAGGI

ENGRANAJES
ENGRANAGES

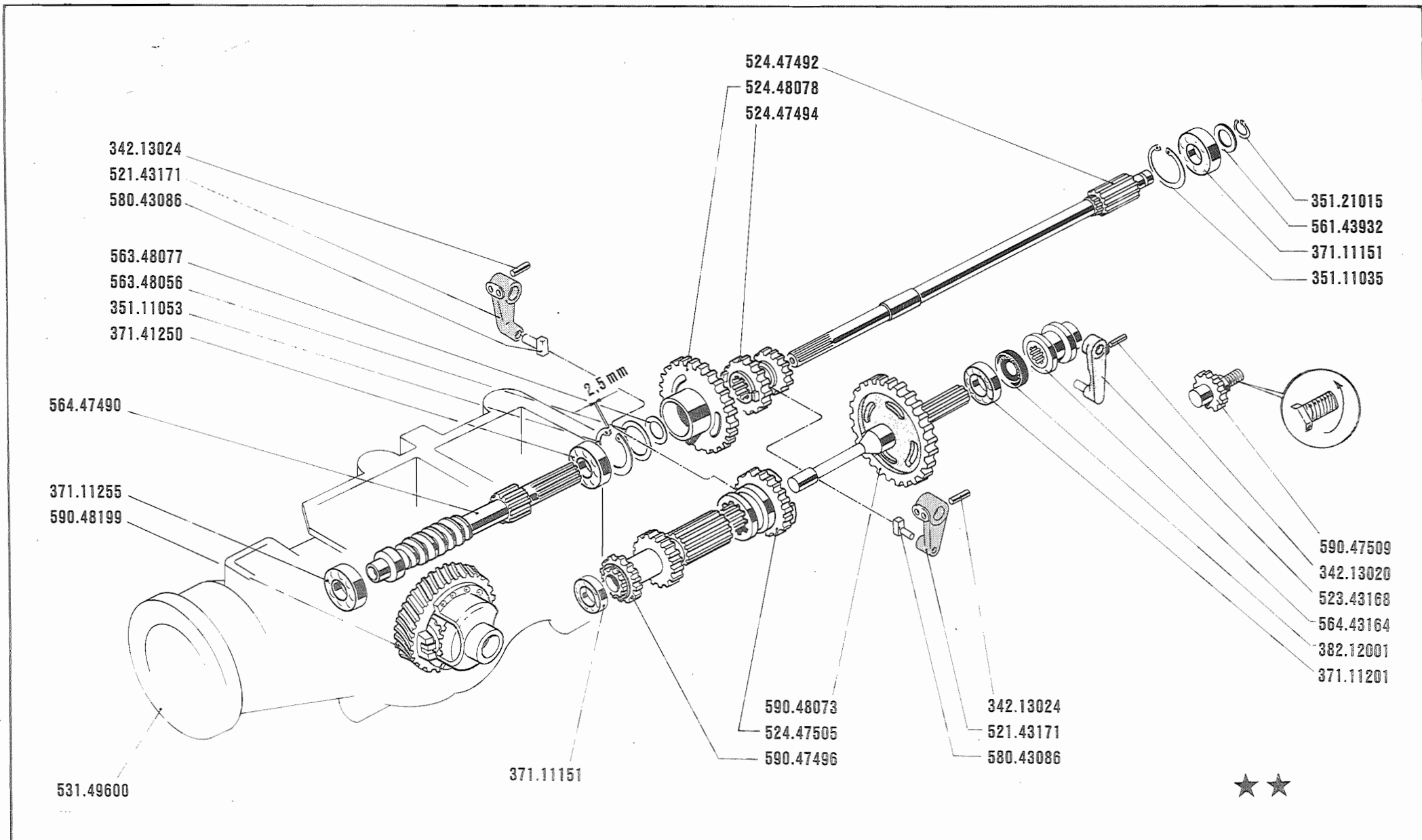
GEARS
ZÄHRÄDER

DALLA MACCHINA
DE LA MAQUINA
DE LA MACHINE
FROM THE MACHINE
AB DER MASCHINE

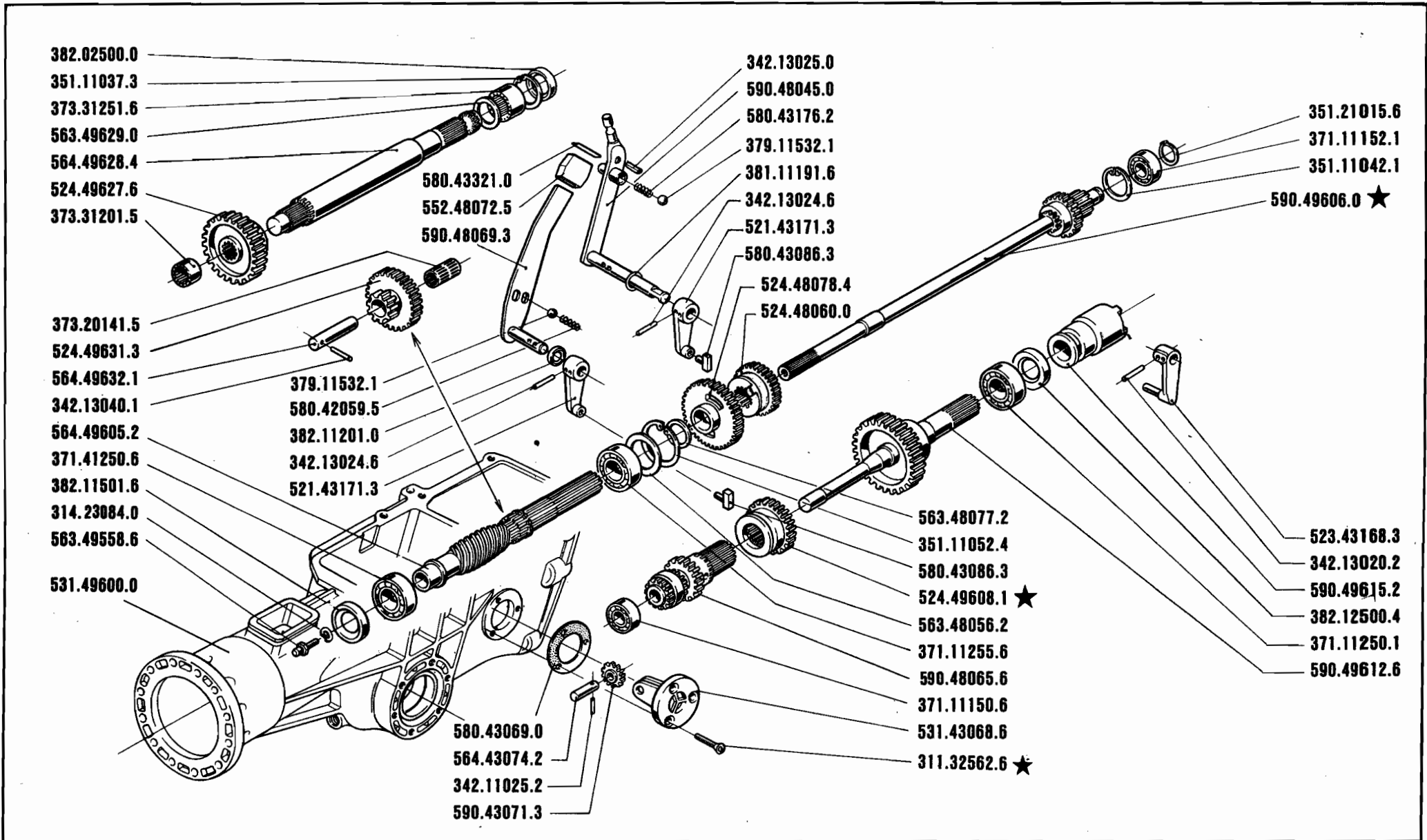
N. 14276 737


10A01

01.10.1991



	<p>737</p>	<p>INGRANAGGI (737)</p> <p>ENGRANAJES ENGRANAGES</p> <p>GEARS ZÄHNRÄDER</p>	<p>DALLA MACCHINA DE LA MAQUINA DE LA MACHINE FROM THE MACHINE AB DER MASCHINE</p> <p>10 000 737</p> <p>N.</p>	<p>10 A 00</p> <p>1.04.1989</p>
--	-------------------	--	---	---



	715 · 725 735 · 745	INGRANAGGI (745) ENGRANAJES ENGRANAGES	GEARS ZÄHNRÄDER	DALLA MACCHINA DE LA MAQUINA DE LA MACHINE FROM THE MACHINE AB DER MASCHINE	11.04
				N° 203 960-745	1.10.1988 ★

382.82500.0
 351.11037.3
 373.31251.6
 563.49629.0
 564.49628.4
 524.49627.6
 373.31201.5

373.20141.5
 524.49631.3
 564.49632.1
 342.13040.1
 564.49605.2
 371.41250.6
 382.11501.6
 314.31084.6
 563.49558.6
 531.49600.0

580.43321.0
 552.48072.5
 590.48069.3

379.11532.1
 580.42059.5
 382.11201.0
 342.13024.6
 521.43171.3

580.43069.0
 564.43074.2
 342.11025.2
 590.43071.3

342.13025.0
 590.48045.0
 580.43176.2
 379.11532.1
 381.11191.6
 342.13024.6
 521.43171.3
 580.43086.3
 524.48078.4
 524.48060.0

563.48077.2
 351.11052.4
 580.43086.3
 524.48068.1
 563.48056.2
 371.11255.6
 590.48065.6
 371.11150.8
 531.43068.6
 311.31061.3

351.21015.6
 371.11152.1
 351.11042.1
 590.49602.3

523.43168.3
 342.13020.2
 590.49615.2
 382.12500.4
 371.11250.1
 590.49612.6



T.S.V.



715 - 725
 735 - 745

ENGRANAJES
 ENGRANAGES

INGRANAGGI (745)

GEARS
 ZAHNRÄDER

DALLA MACCHINA
 DE LA MAQUINA
 DE LA MACHINE
 FROM THE MACHINE
 AB DER MASCHINE

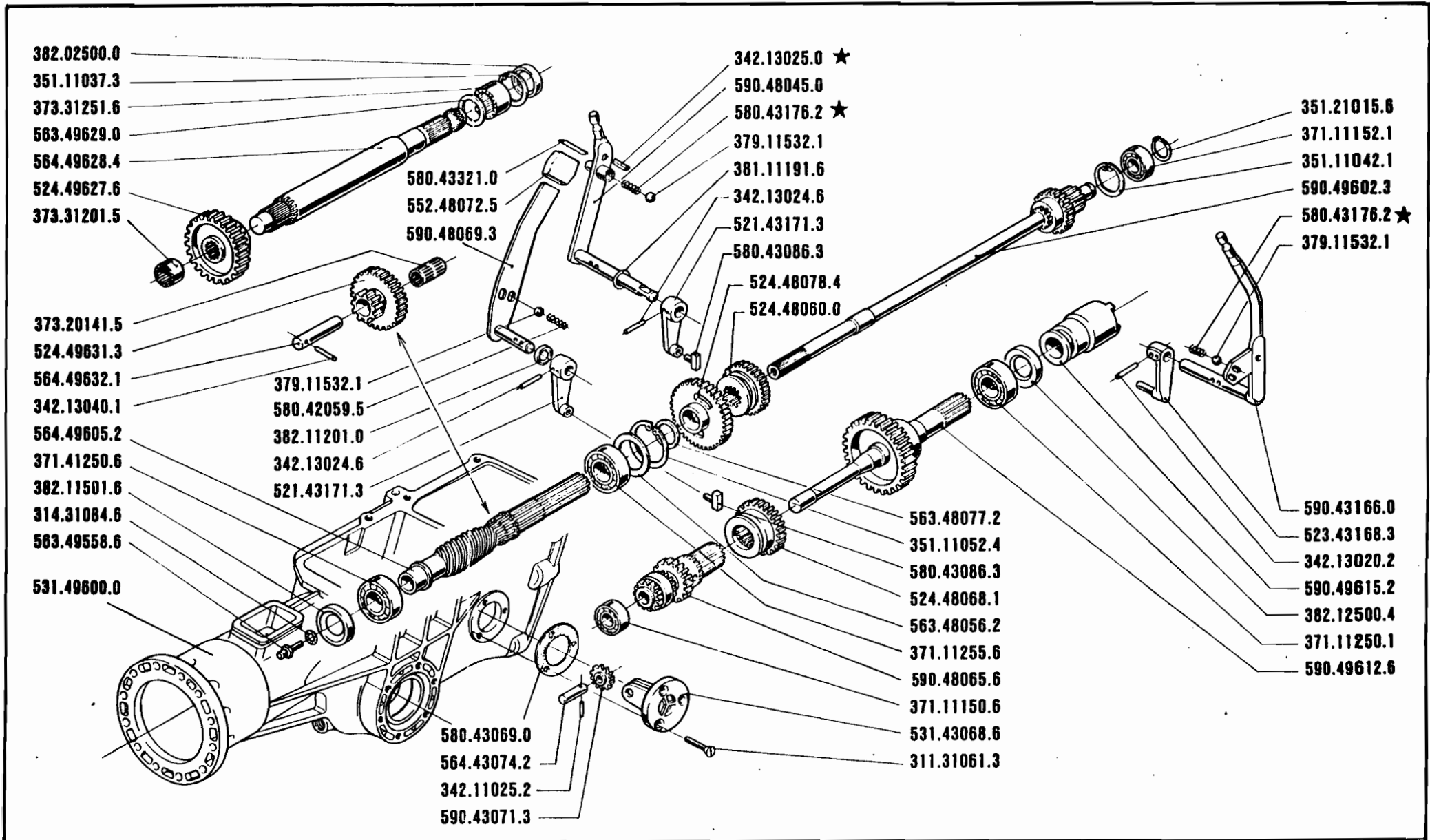
N°

203580

745

11.03

1.4.1988



715 - 725
735 - 745

INGRANAGGI (745)

ENGRANAJES
 ENGRANAGES

GEARS
 ZAHNRÄDER

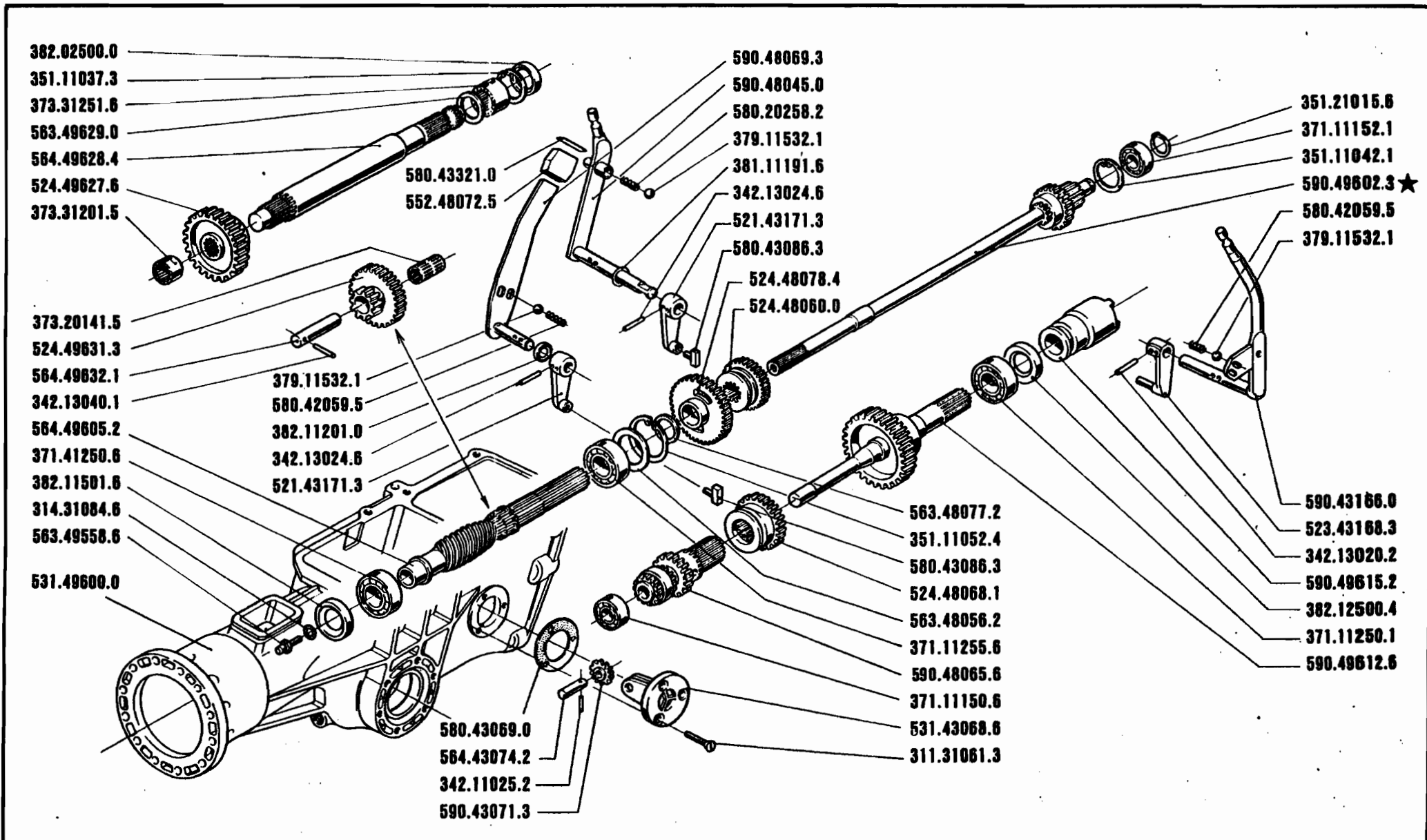
DALLA MACCHINA
 DE LA MAQUINA
 DE LA MACHINE
 FROM THE MACHINE
 AB DER MASCHINE

N°

202756 745

11.02

1.4.1987



715 - 725
735 - 745

ENGRANAJES
ENGRANAGES

INGRANAGGI (745) ★

GEARS
ZÄHNRÄDER

DALLA MACCHINA
DE LA MAQUINA
DE LA MACHINE
FROM THE MACHINE
AB DER MASCHINE

N°

200001

745

11.01

1.4.1986

382.02500.0
 351.11037.3
 373.31251.6
 563.49629.0
 564.49628.4
 524.49627.6
 373.31201.5

373.20141.5
 524.49631.3
 564.49632.1
 342.13040.1
 564.49605.2
 371.41250.6
 382.11501.6
 314.31084.6
 563.49558.6

531.49600.0

580.43321.0
 552.48072.5

379.11532.1
 580.42059.5
 382.11201.0
 342.13024.6
 521.43171.3

580.43069.0
 564.43074.2
 342.11025.2
 590.43071.3

590.48069.3
 590.48045.0
 580.20258.2
 379.11532.1
 381.11191.6
 342.13024.6
 521.43171.3
 580.43086.3

524.48078.4
 524.48060.0

563.48077.2
 351.11052.4
 580.43086.3
 524.48068.1
 563.48056.2
 371.11255.6
 590.48065.6
 371.11150.6
 531.43068.6
 311.31061.3

351.21015.6
 371.11152.1
 351.11042.1
 590.49602.2
 580.42059.5
 379.11532.1

590.43166.0
 523.43168.3
 342.13020.2
 590.49615.2
 382.12500.4
 371.11250.1
 590.49612.6



715 - 725
 735 - 745

ENGRANAJES
 ENGRANAGES

INGRANGGI (745)

GEARS
 ZAHNRÄDER

DALLA MACCHINA
 DE LA MAQUINA
 DE LA MACHINE
 FROM THE MACHINE
 AB DER MASCHINE

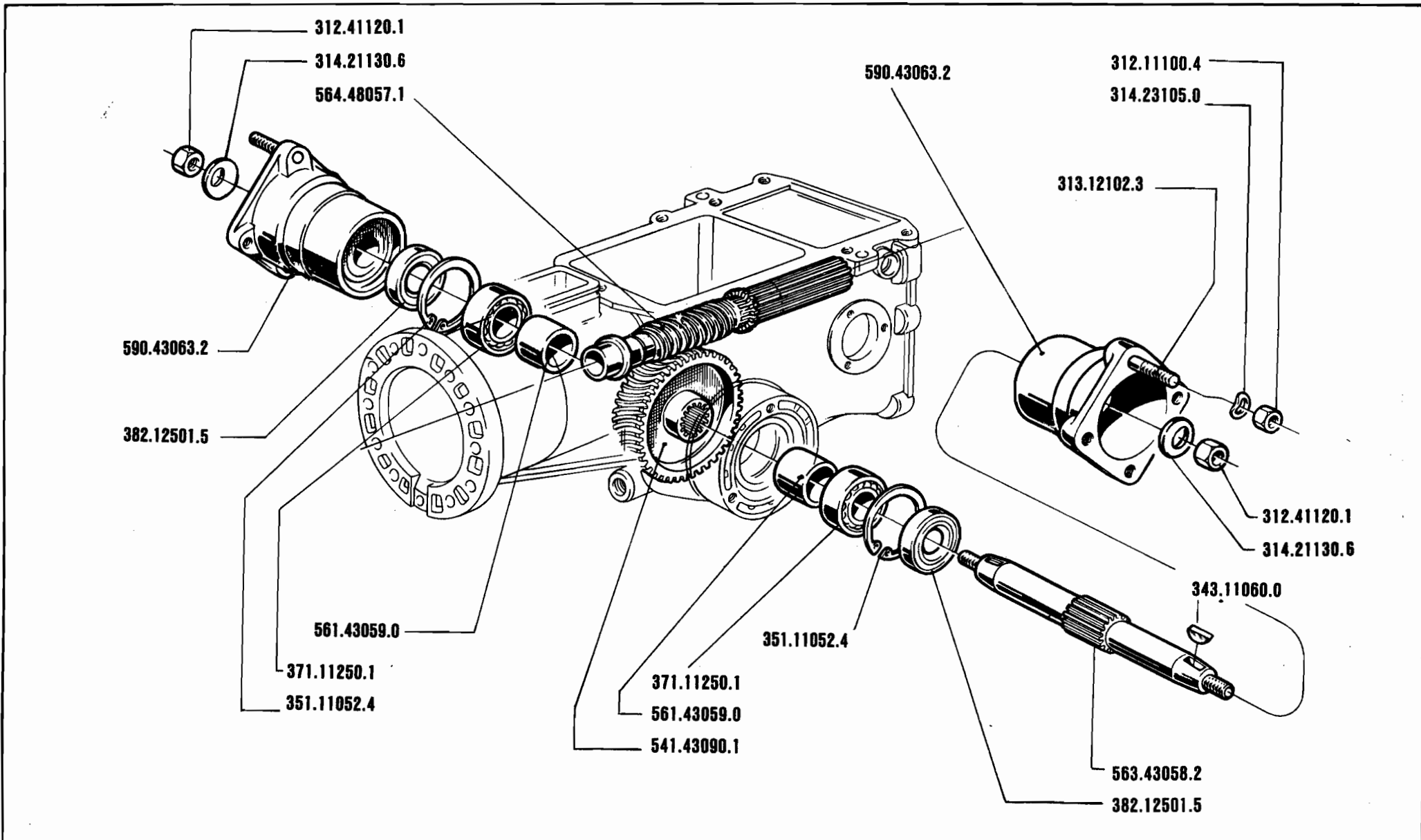
N°


200001

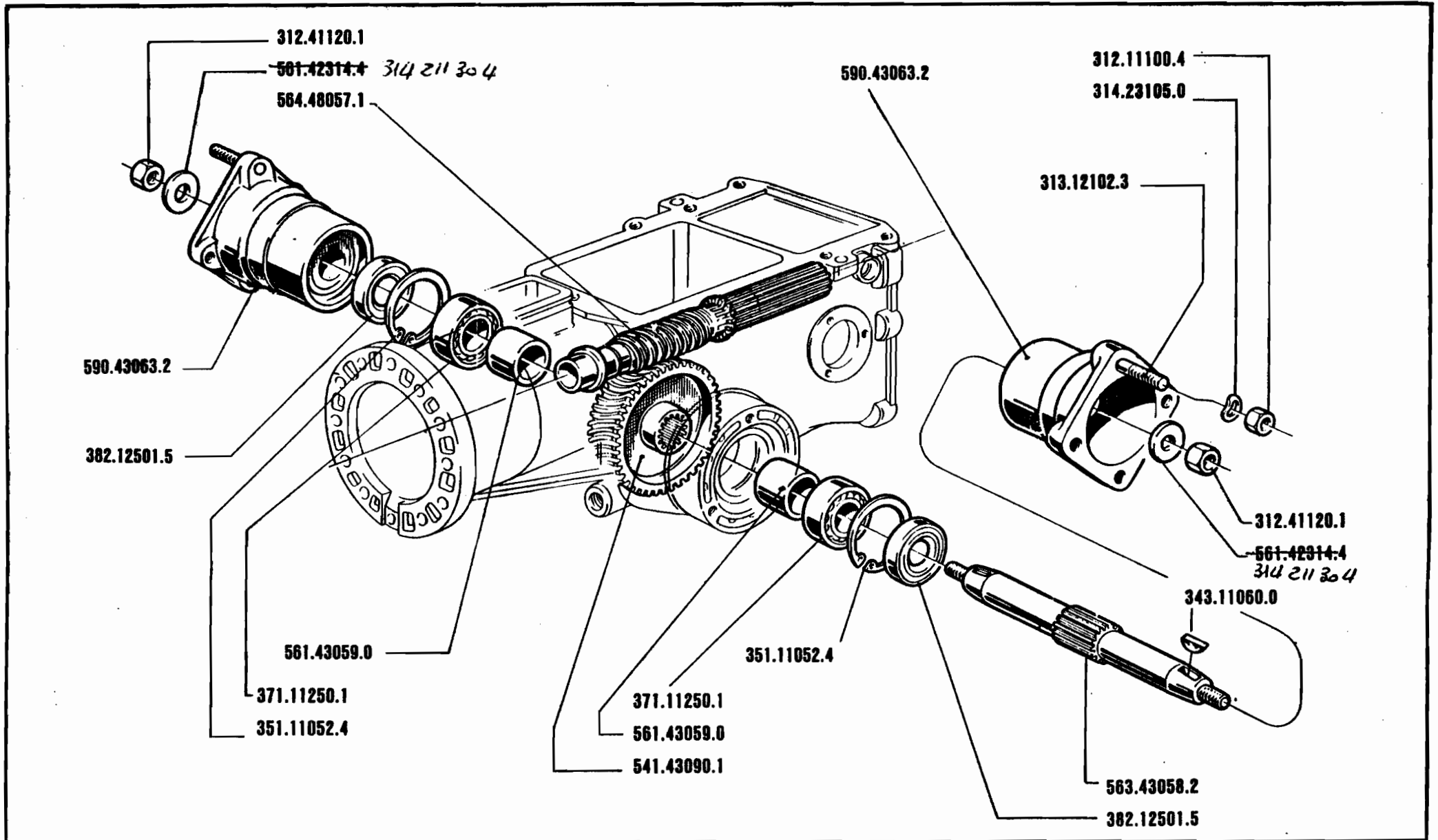
715
 725
 735
 745

11.00

1.9.1985



	715 · 725 735 · 745	ASSE RUOTE (715-725) EJE RUEDAS ESSIEU ROUES WHEEL AXLE RADACHSE	DALLA MACCHINA DE LA MAQUINA DE LA MACHINE FROM THE MACHINE AB DER MASCHINE	78300 715 84350 725	12.01 1.10.1988 ★
				N°	



715 - 725
735 - 745

EJE RUEDAS
ESSIEU ROUES

ASSE RUOTE (715-725)

WHEEL AXLE
RADACHSE

DALLA MACCHINA
DE LA MAQUINA
DE LA MACHINE
FROM THE MACHINE
AB DER MASCHINE

63545

55470

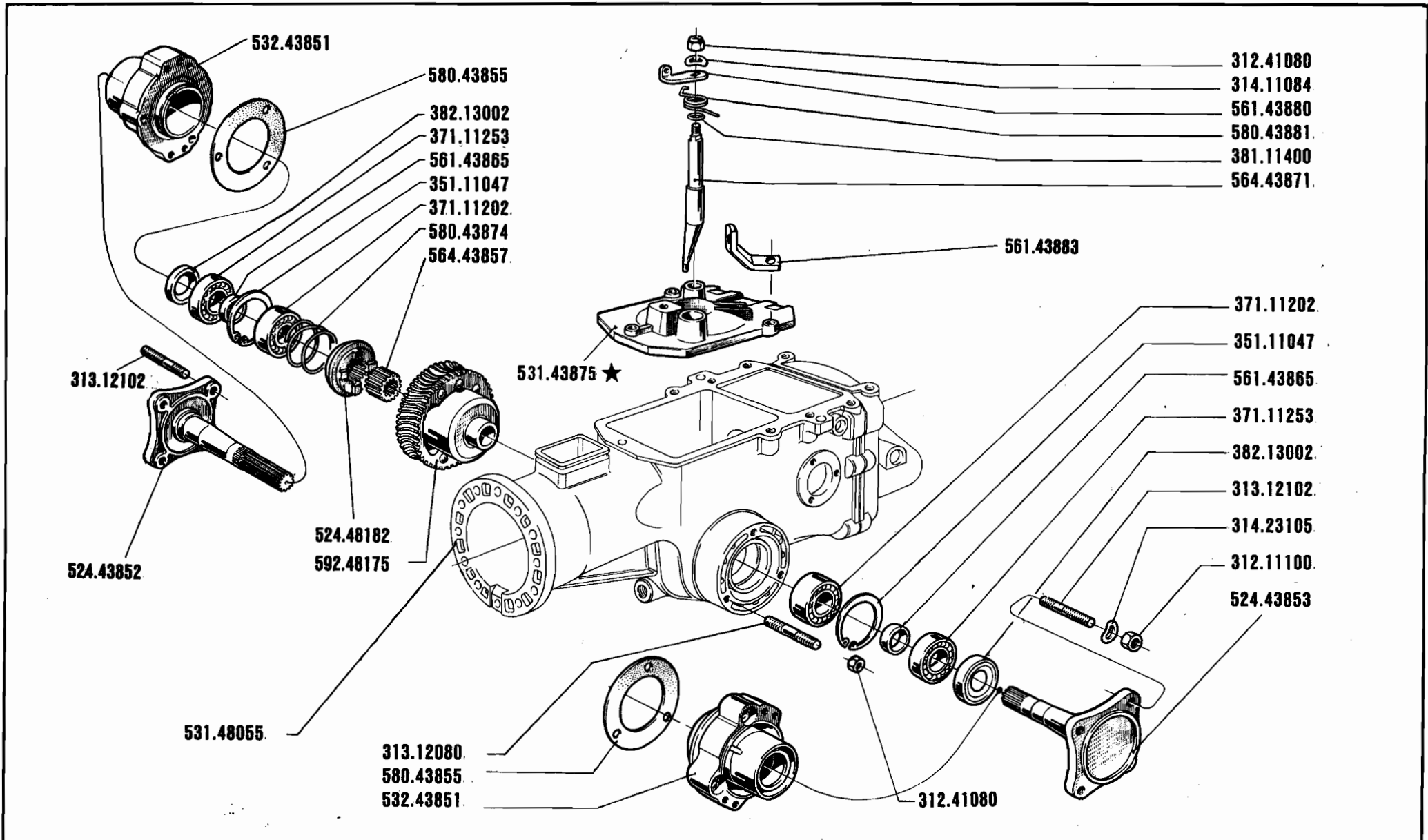
715


725

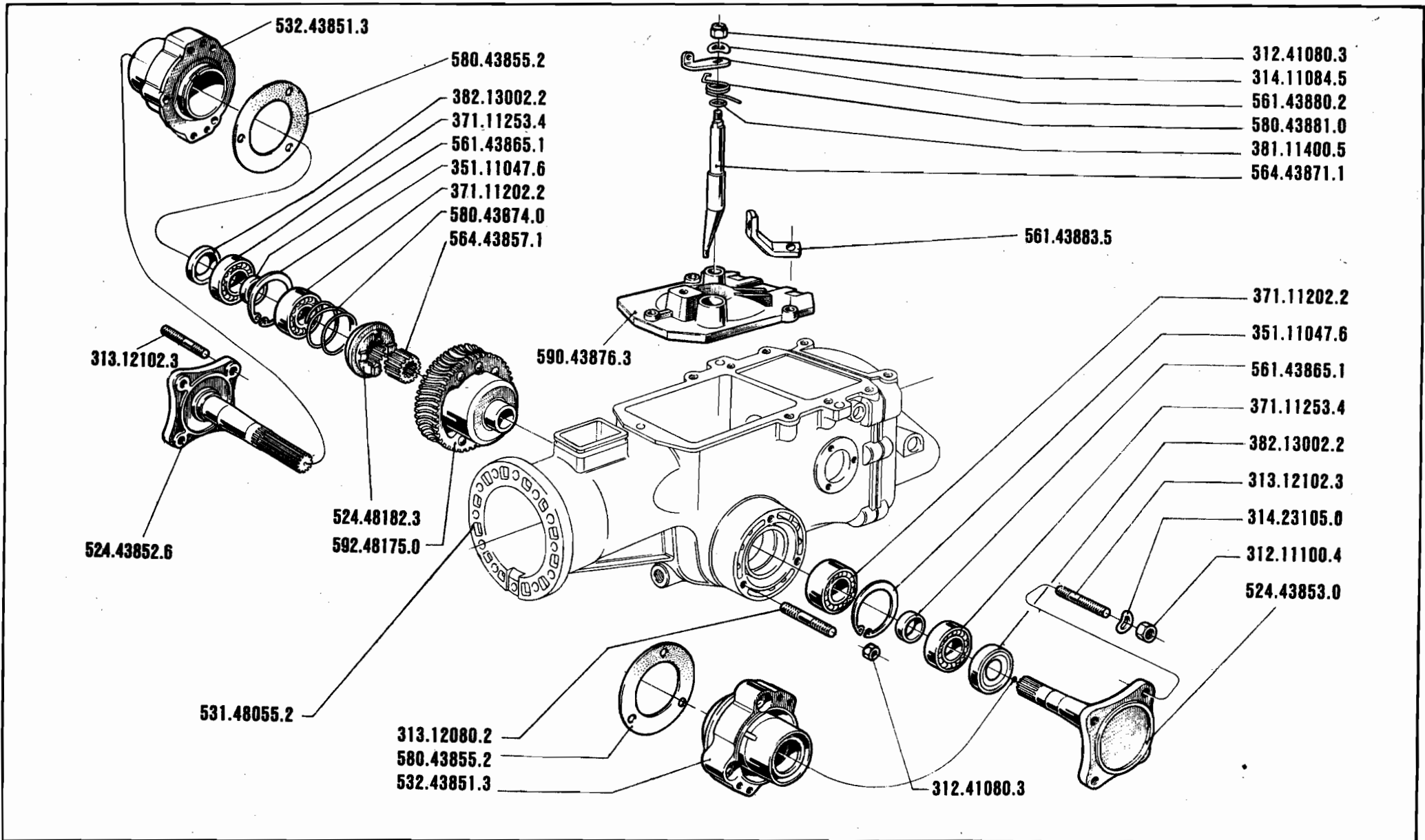
12.00

1.9.1985

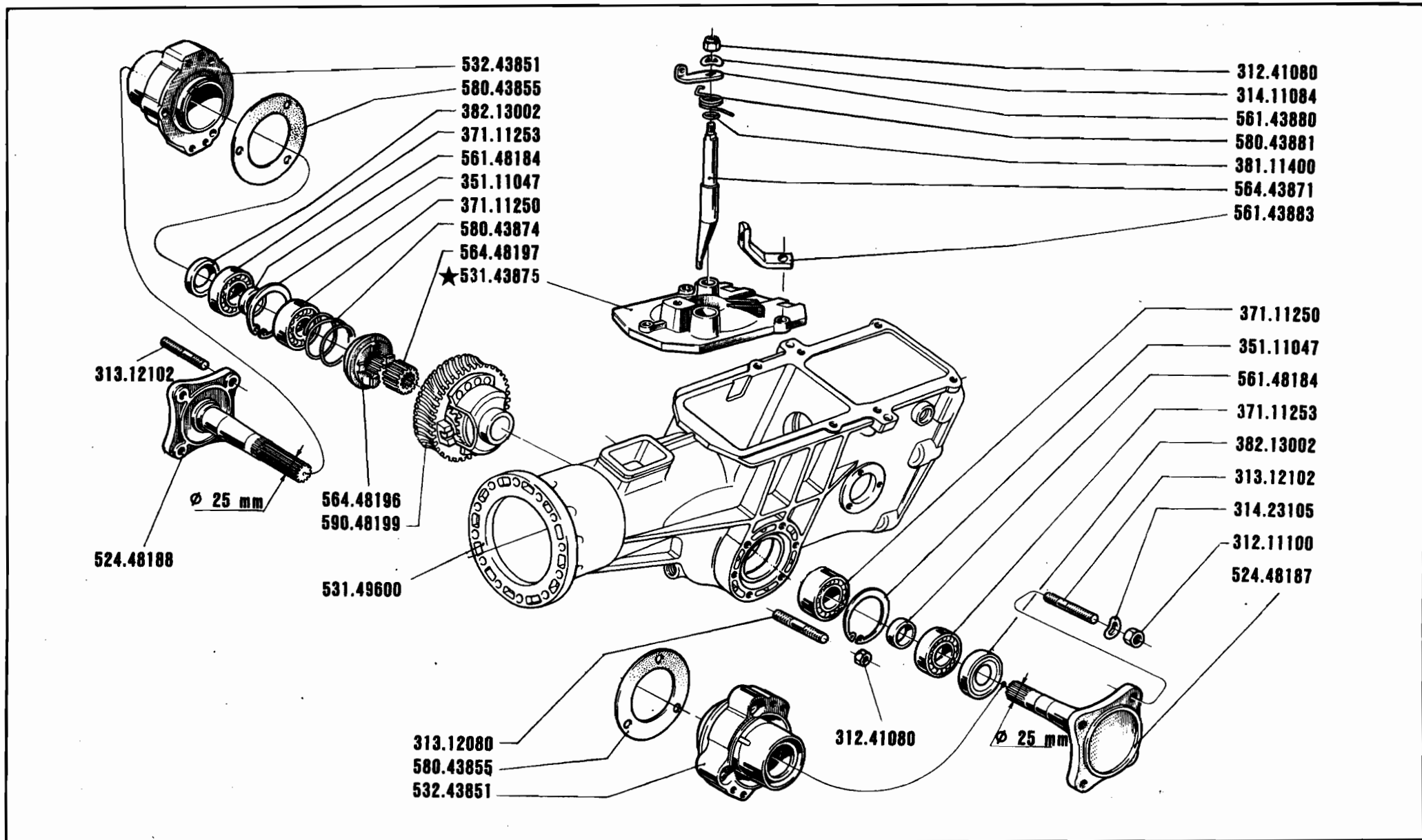
Nº




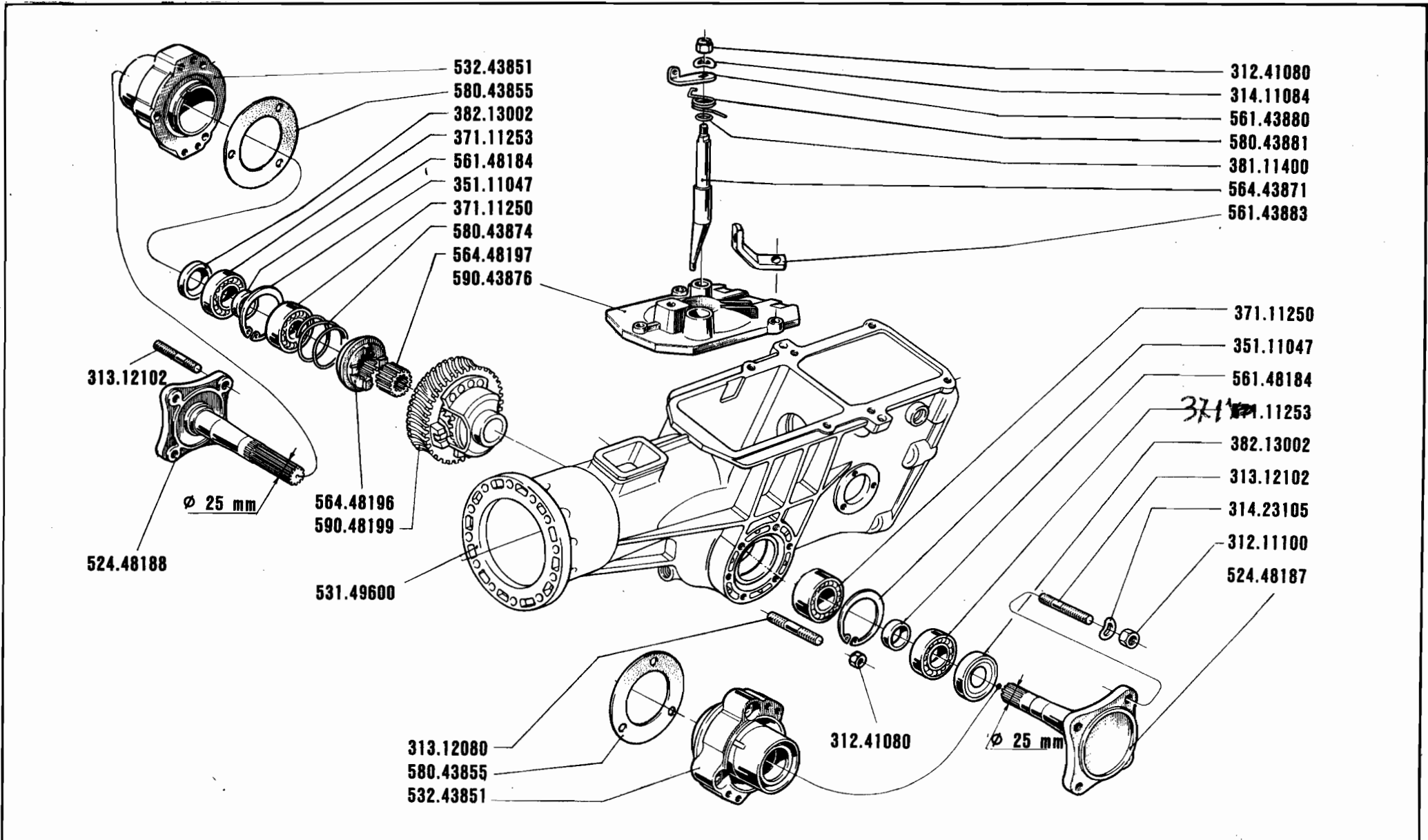
	SERIE	700	DIFFERENZIALE (735) DIFFERENCIAL DIFFÉRENTIEL	DALLA MACCHINA DE LA MAQUINA DE LA MACHINE FROM THE MACHINE AB DER MASCHINE N.		13-01 01.10.1991
					DIFFERENTIAL DIFFERENTIAL	



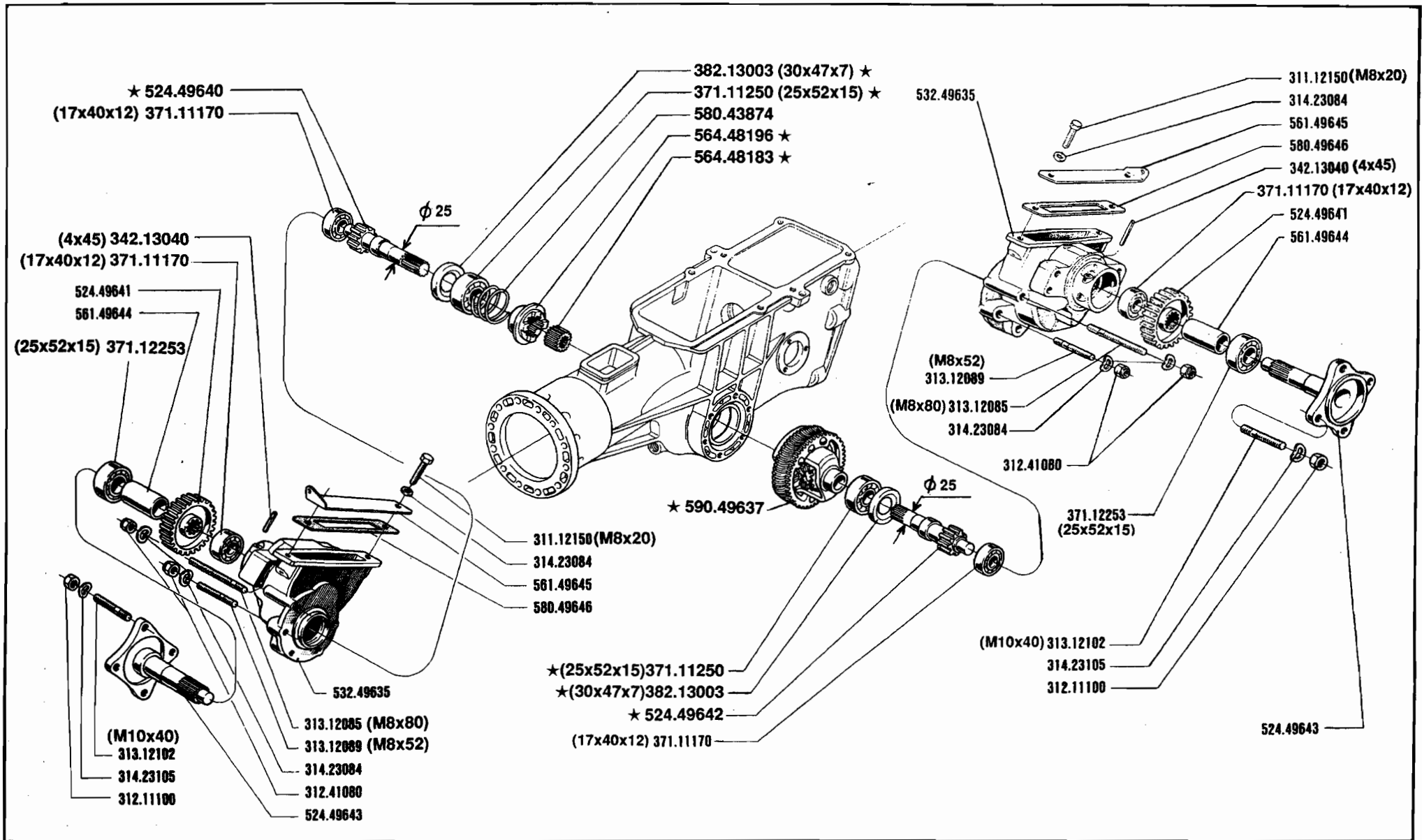
	715 · 725 735 · 745	DIFFERENZIALE (735) DIFFERENCIAL DIFFÉRENTIEL	DIFFERENTIAL DIFFERENTIAL	DALLA MACCHINA DE LA MAQUINA DE LA MACHINE FROM THE MACHINE AB DER MASCHINE	55470 735	13.00



	SERIE	DIFFERENZIALE (737)		DALLA MACCHINA DE LA MAQUINA DE LA MACHINE FROM THE MACHINE AB DER MASCHINE N.		13A01 01-10-1991
	700	DIFFERENCIAL DIFFÉRENTIEL	DIFFERENTIAL DIFFERENTIAL			



	SERIE	DIFFERENZIALE (737)		DALLA MACCHINA	10000	737	13 A 00
	700	DIFFERENTIAL	DIFFERENTIAL	DE LA MAQUINA			
		DIFFÉRENTIEL	DIFFERENTIAL	DE LA MACHINE	N°		1.04.1989
				FROM THE MACHINE			
				AB DER MASCHINE			



715 · 725
735 · 745

DIFFERENZIALE (745)

DIFFERENCIAL
 DIFFÉRENTIEL

DIFFERENTIAL
 DIFFERENTIAL

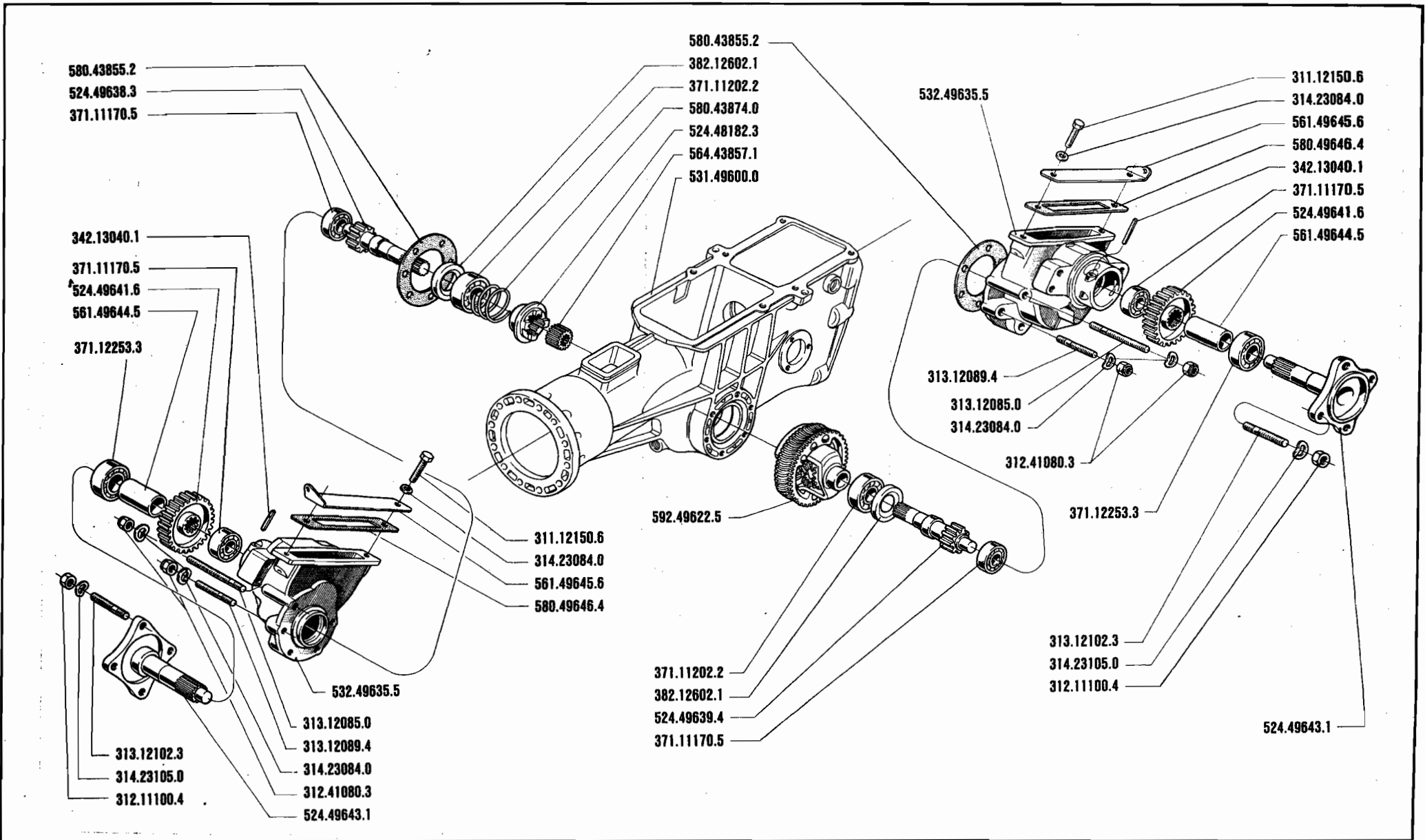
DALLA MACCHINA
 DE LA MAQUINA
 DE LA MACHINE
 FROM THE MACHINE
 AB DER MASCHINE


★ N°

206268-745

14.01

01.06.1995



	715 · 725 735 · 745	DIFFERENZIALE (745) DIFFERENCIAL DIFFÉRENTIEL	DIFFERENTIAL DIFFERENTIAL	DALLA MACCHINA DE LA MAQUINA DE LA MACHINE FROM THE MACHINE AB DER MASCHINE	14.00
				N°	

530.48656.3
314.40004.1
590.48266.4
580.50533.2
314.23084.0
311.11165.1
561.48280.6
311.12156.5
551.42076.3

580.49778.3
552.49668.5
342.13084.3
312.41080.3
580.43318.4

590.48052.0
314.11084.5
561.42880.3
580.40261.6
562.42879.0
312.41080.3
314.23084.0
313.12082.4

590.48266.4
580.50533.2
561.48280.6
311.11165.1
311.12156.5
551.42076.3
314.23084.0
312.41080.3
314.23084.0
312.41080.3
552.43340.5
312.41080.3
314.23084.0
590.42768.1
314.11084.5
311.13096.0
311.12151.0
580.02052.3
314.23084.0
552.49668.5
580.43228.5

580.43722.2

580.43720.0
580.43719.6
580.43718.5
580.49466.6

312.41060.4
561.49467.3
313.12082.4
561.49468.4
580.49777.2

530.48656.3
314.40004.1

552.49665.2
342.13020.2

314.23084.0
590.49660.5

312.01212.0

561.49666.6
342.13022.4
561.49667.0
580.42219.4
314.23084.0
312.41080.3

312.41080.3
314.23084.0
552.43340.5
312.41080.3
314.23084.0
342.13025.0
342.13022.4
314.23130.4
564.49661.2
314.21132.1
312.41121.2

561.48252.6
590.43305.6
590.43311.5



715 · 725
735 · 745

COLUMNA
PLANTON

PIANTONE

STEERING COLUMN
LENKSÄULE

DALLA MACCHINA
DE LA MAQUINA
DE LA MACHINE
FROM THE MACHINE
AB DER MASCHINE

77918 715

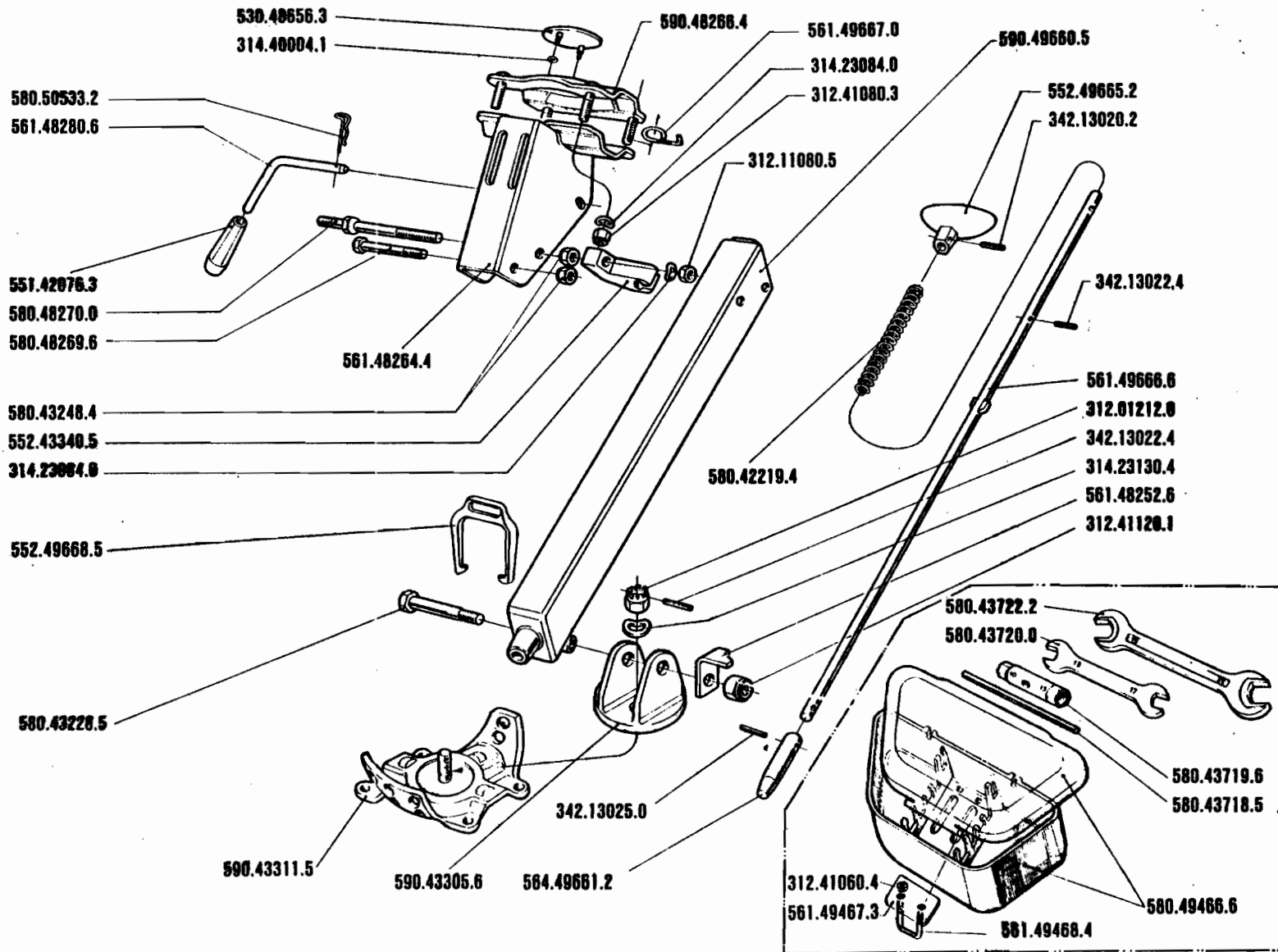
82672 {725
735

N°

203520 745

15.01

1.10.1988



715 - 725
735 - 745

COLUMNA
PLANTON

PIANTONE

STEERING COLUMN
LENKSÄULE

DALLA MACCHINA
DE LA MAQUINA
DE LA MACHINE
FROM THE MACHINE
AB DER MASCHINE
N°

67.963

64.757

200.001

715

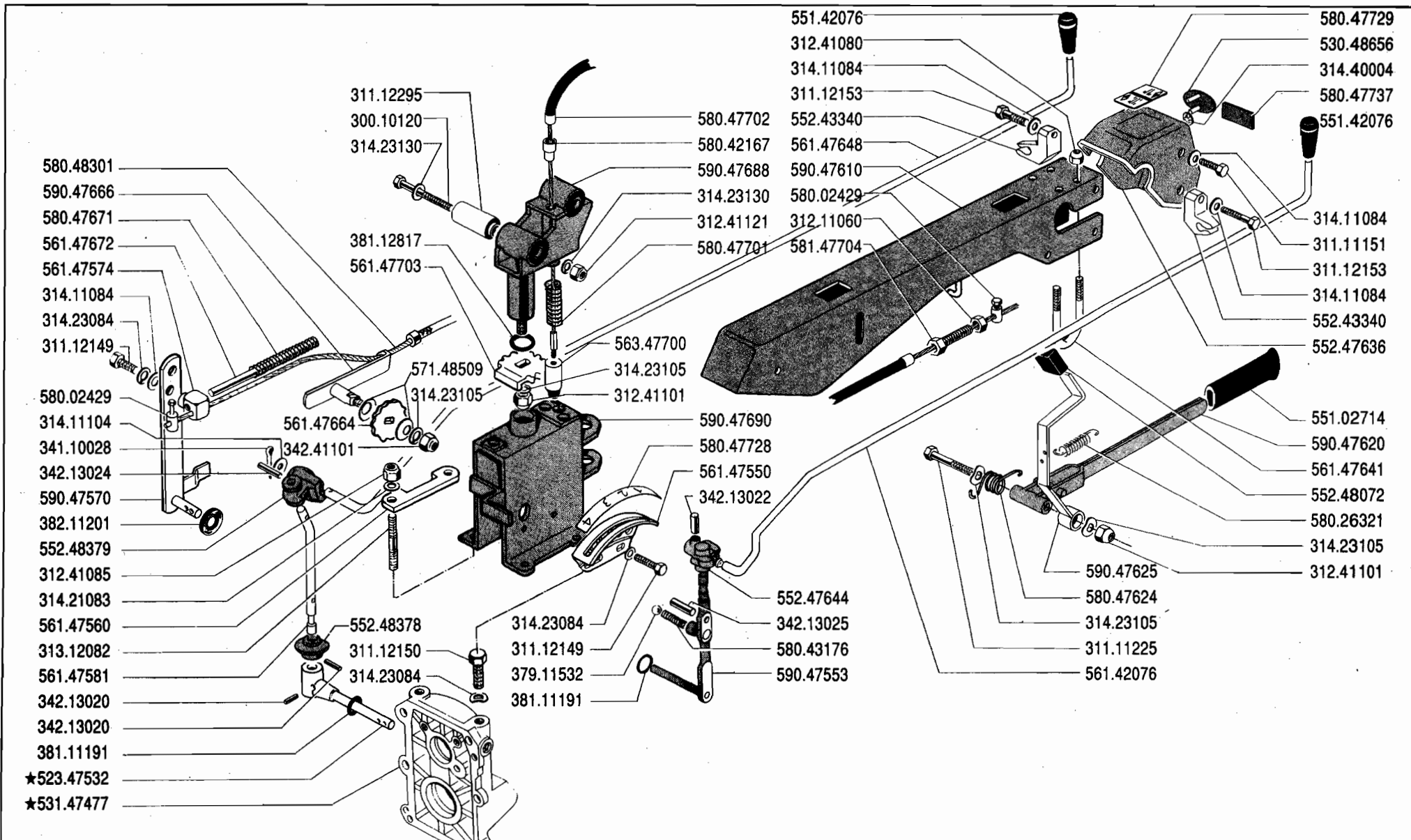
725

735

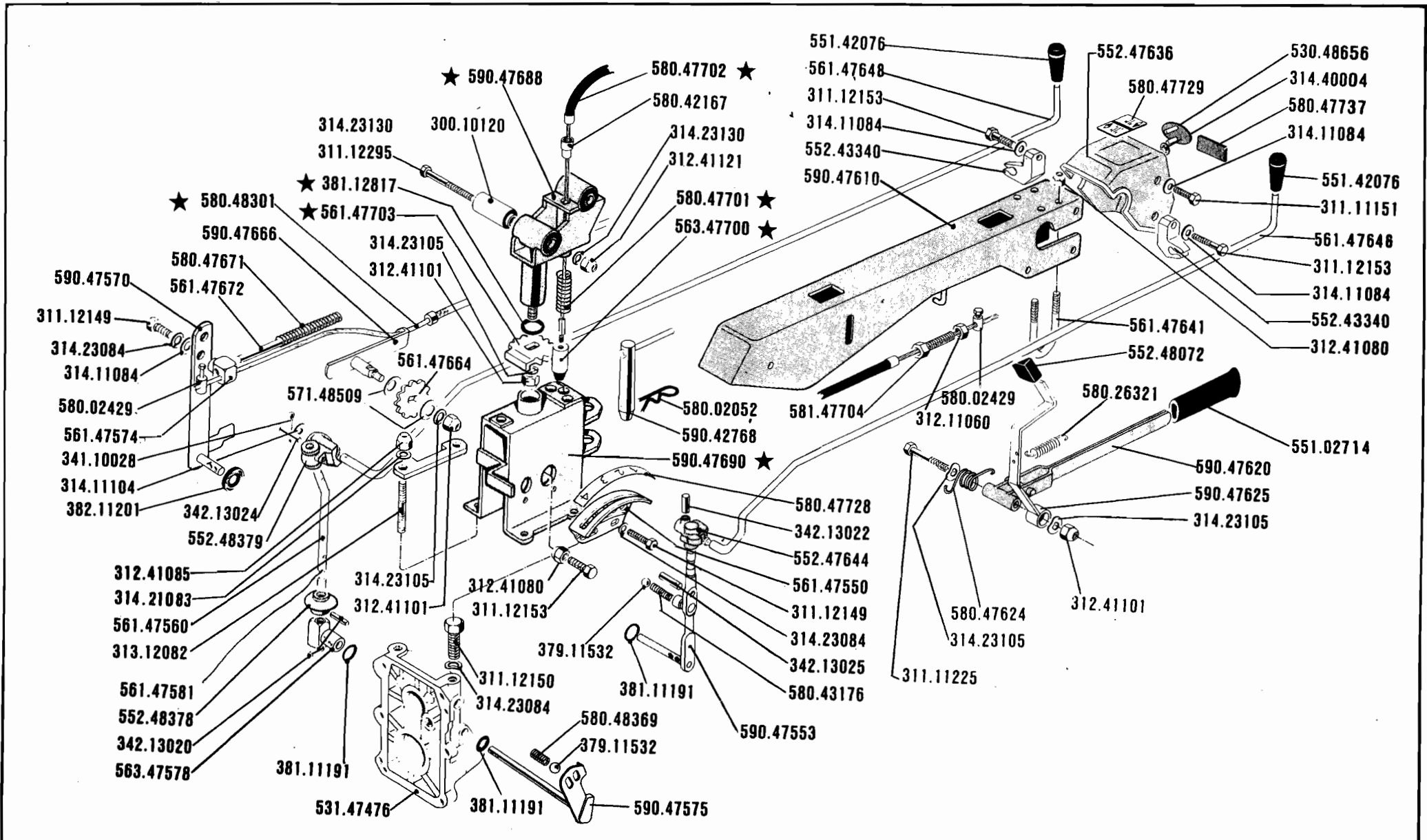
745


15.00

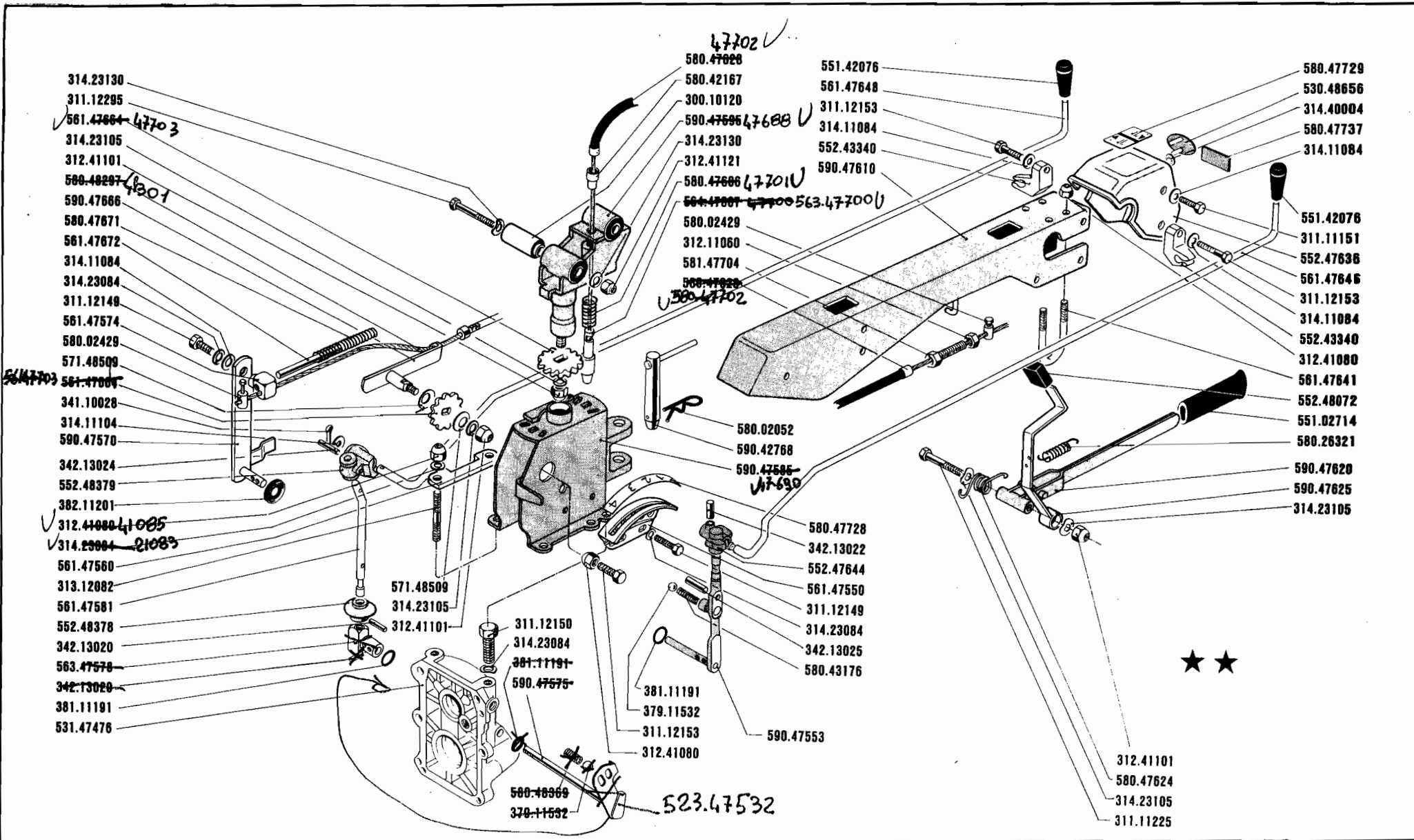
1.9.1985



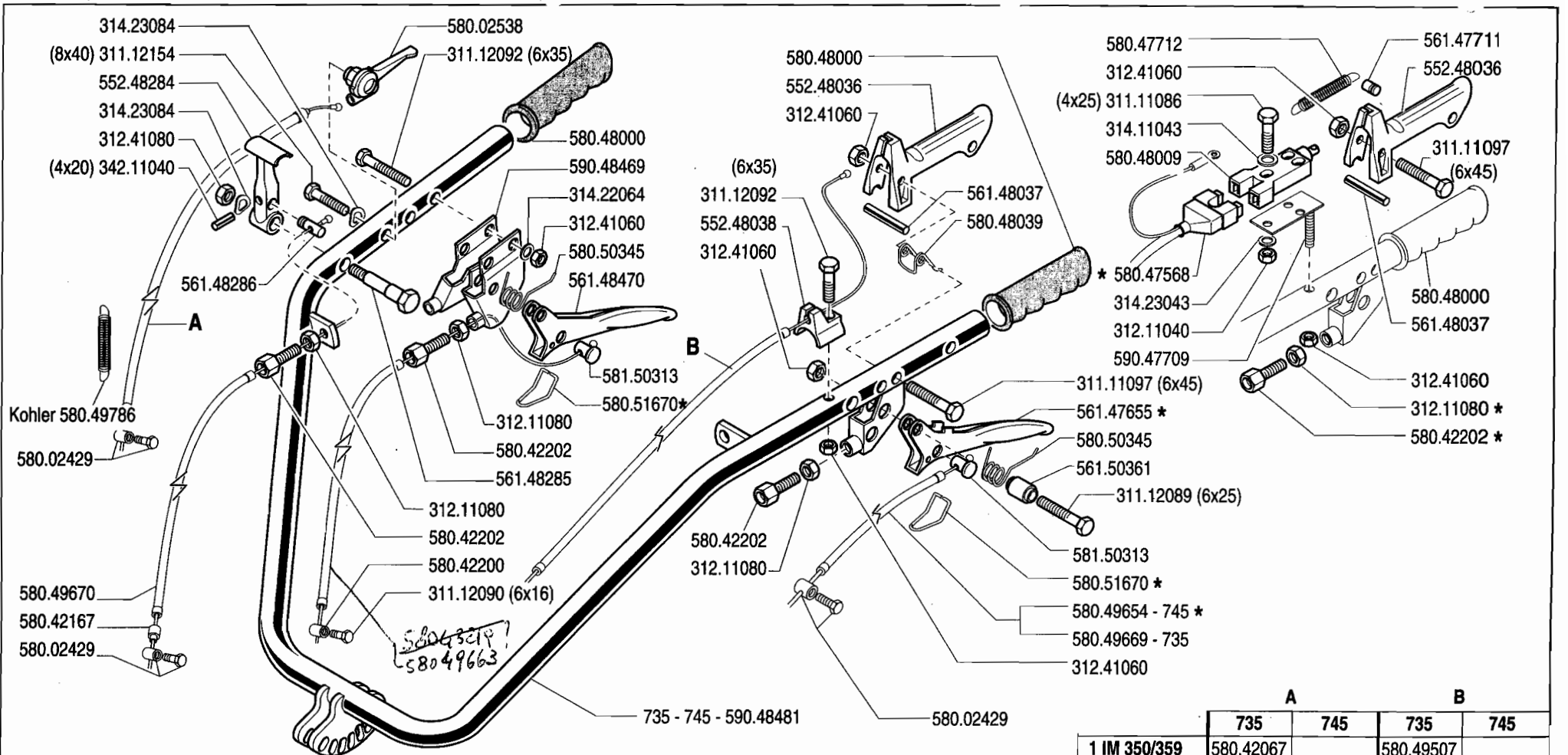
	SERIE	PIANTONE	DALLA MACCHINA DE LA MAQUINA DE LA MACHINE FROM THE MACHINE AB DER MASCHINE			
	700	COLUMNA PLANTON	STEERING COLUMN LENKSÄULE			15A02
				N. 14276	737	01.10.1991



	SERIE	700	PIANTONE	DALLA MACCHINA	15 A 01
			COLUMNA	STEERING COLUMN	
		PLANTON	LENKSÄULE	FROM THE MACHINE	
				AB DER MASCHINE	
				N.	
					13299 737 01.04.1991

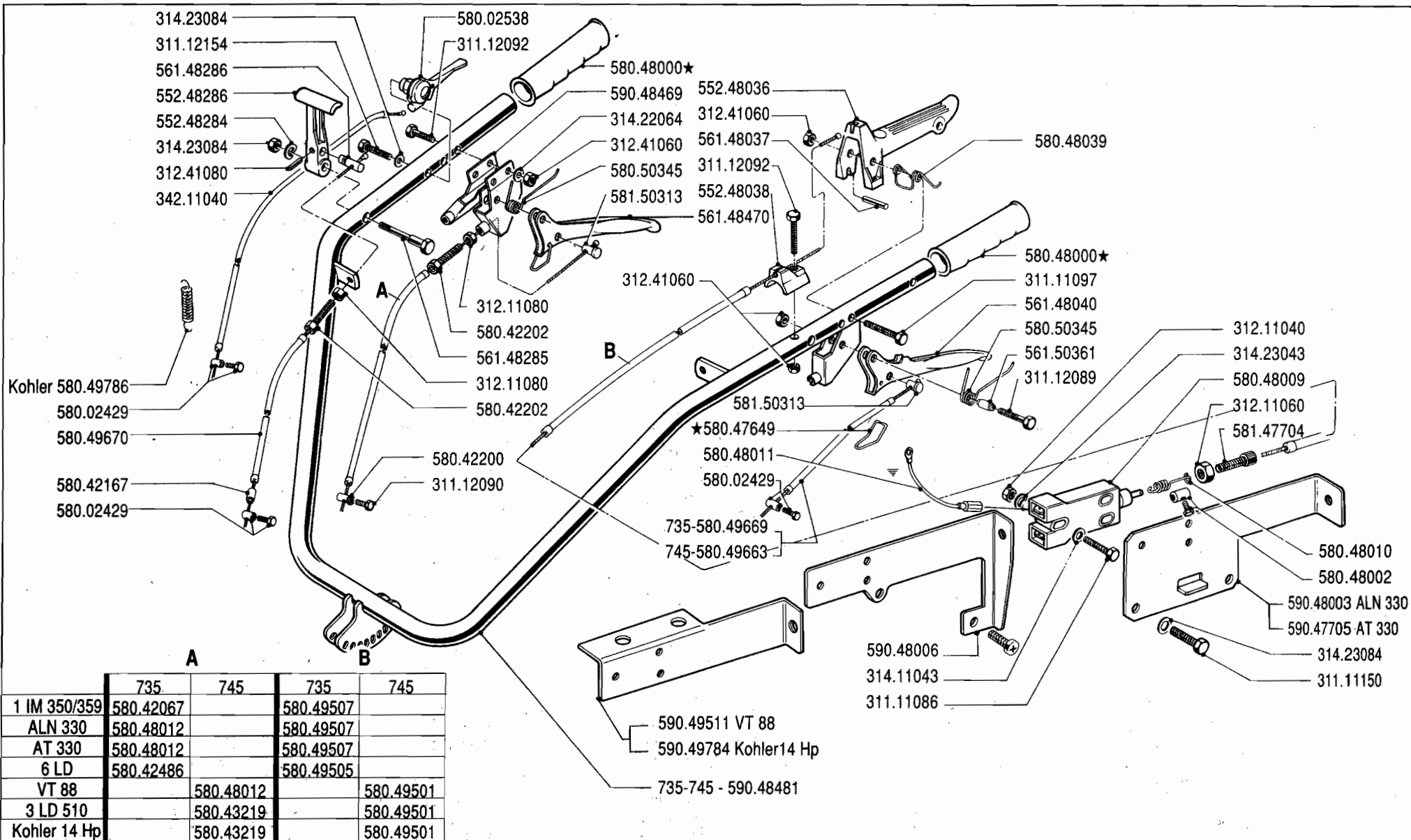


	<h1>737</h1>	COLUMNA PLANTON	PIANTONE (737)		STEERING COLUMN LENKSÄULE	DALLA MACCHINA DE LA MAQUINA DE LA MACHINE FROM THE MACHINE AB DER MASCHINE N.	10000	737	15 A 00	1.04.1989



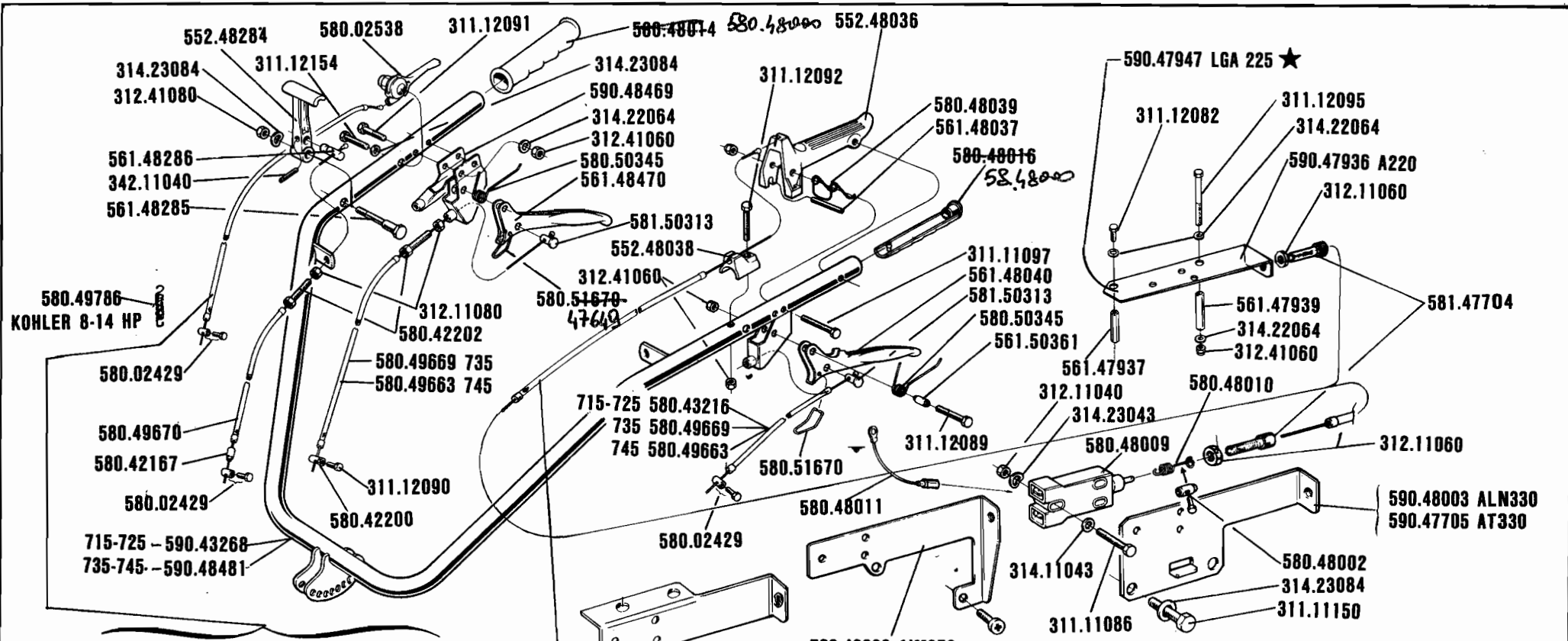
	A		B	
	735	745	735	745
1 IM 350/359	580.42067		580.49507	
AT - ALN 330	580.48012		580.49507	
VANGUARD 12,5		580.43219		
6 LD	580.42486		580.49505	
VT 88		580.48012		
3 LD		580.43219		580.49501
Kohler 14 Hp		580.43219		

	SERIE	700	MANUBRIO MANCHERON	MANUBRIO HANDLEBAR LENKER	DALLA MACCHINA DE LA MAQUINA DE LA MACHINE FROM THE MACHINE AB DER MASCHINE			16.10
							96632 735 N. 205943 745	



	735	745	735	745
1 IM 350/359	580.42067		580.49507	
ALN 330	580.48012		580.49507	
AT 330	580.48012		580.49507	
6 LD	580.42486		580.49505	
VT 88		580.48012		580.49501
3 LD 510		580.43219		580.49501
Kohler 14 Hp		580.43219		580.49501

BCS	SERIE	700	MANUBRIO	HANDLEBAR	DALLA MACCHINA DE LA MAQUINA DE LA MACHINE FROM THE MACHINE AB DER MASCHINE	16.09
			MANILLAR MANCHERON	LENKER	N.	735 745 01.10.1991



	715 ★	725 ★	735	745
LGA 225 ★	580.43219			
A 220	580.42067			
1 IM 350	580.43242	580.43242	580.42067	
ALN 330	580.43219	580.48012	580.48012	
KOHLER 8HP	580.42067	580.42486 ★		
6LD	580.42067	580.42067	580.42486	
AT 330			580.48012	
ADX 300 ★	580.42067			
VT 88				580.48012
3LD 510				580.42486
KOHLER 14HP				580.43219

590.49511 VT88
590.49784 KOHLER 8-14 HP

	715 ★	725	735	745
LGA 225 ★	580.48001			
A 220	580.48025			
1 IM 350	580.48025	580.48025	580.49507	
ALN 330	580.48025	580.48025	580.49507	
KOHLER 8HP	580.49507	580.49505		
6LD	580.49507	580.49507	580.49505	
AT 330			580.49507	
ADX 300 ★	580.49507			
VT 88				580.49501
3LD 510				580.49505
KOHLER 14HP				580.49501



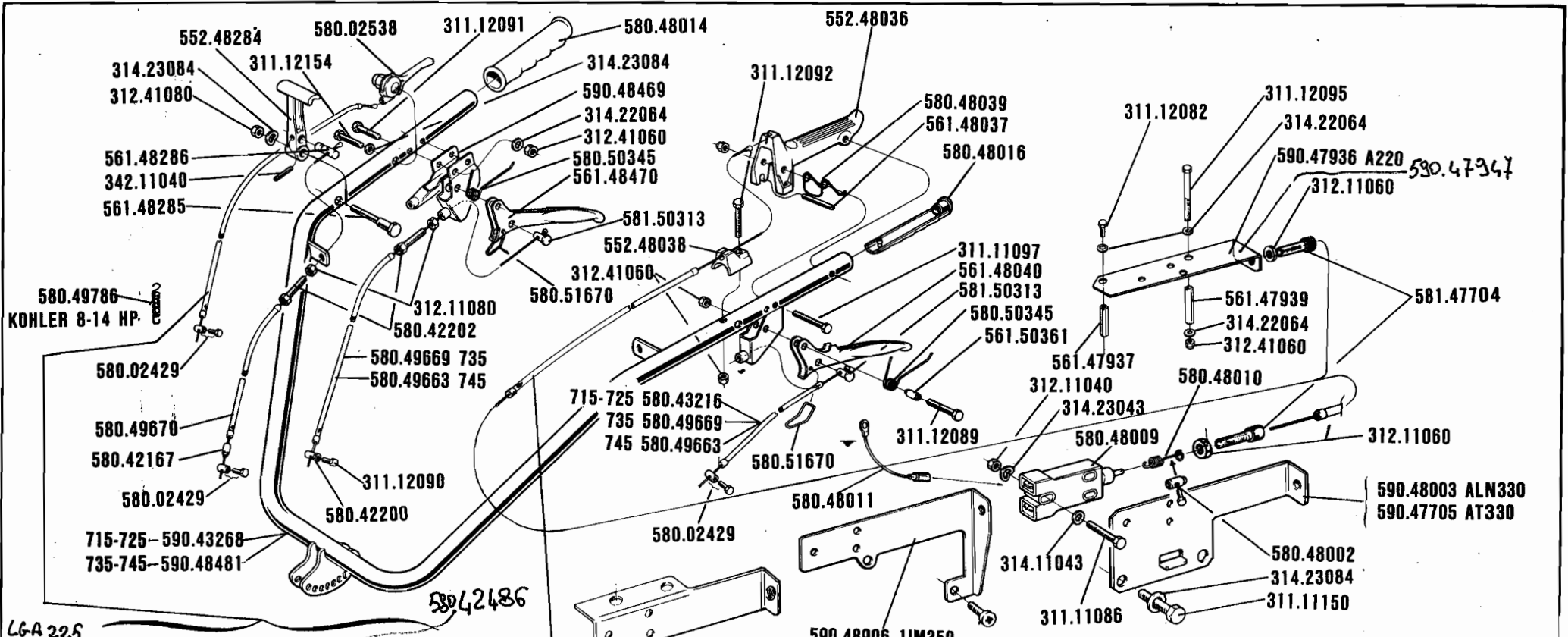
SERIE
700

MANUBRIO
MANCHERON

HANDLEBAR
LENKER

DALLA MACCHINA
DE LA MAQUINA
DE LA MACHINE
FROM THE MACHINE
AB DER MASCHINE
N.

16-08
01.04.1991



LGA 225

	715	725	735	745
A 220 - AD 300	580.42067			
1 IM 350	580.43242	580.43242	580.42067	
ALN 330 - 26	580.43219	580.48012	580.48012	
KOHLER 8HP	580.42067	580.42067		
6LD 360/400	580.42067	580.42067	580.42486	
AT 330			580.48012	
ADN 43			580.42067	
VT 88				580.48012
3LD 510				580.42486
ADN 54				580.42067
KOHLER 14HP				580.43219

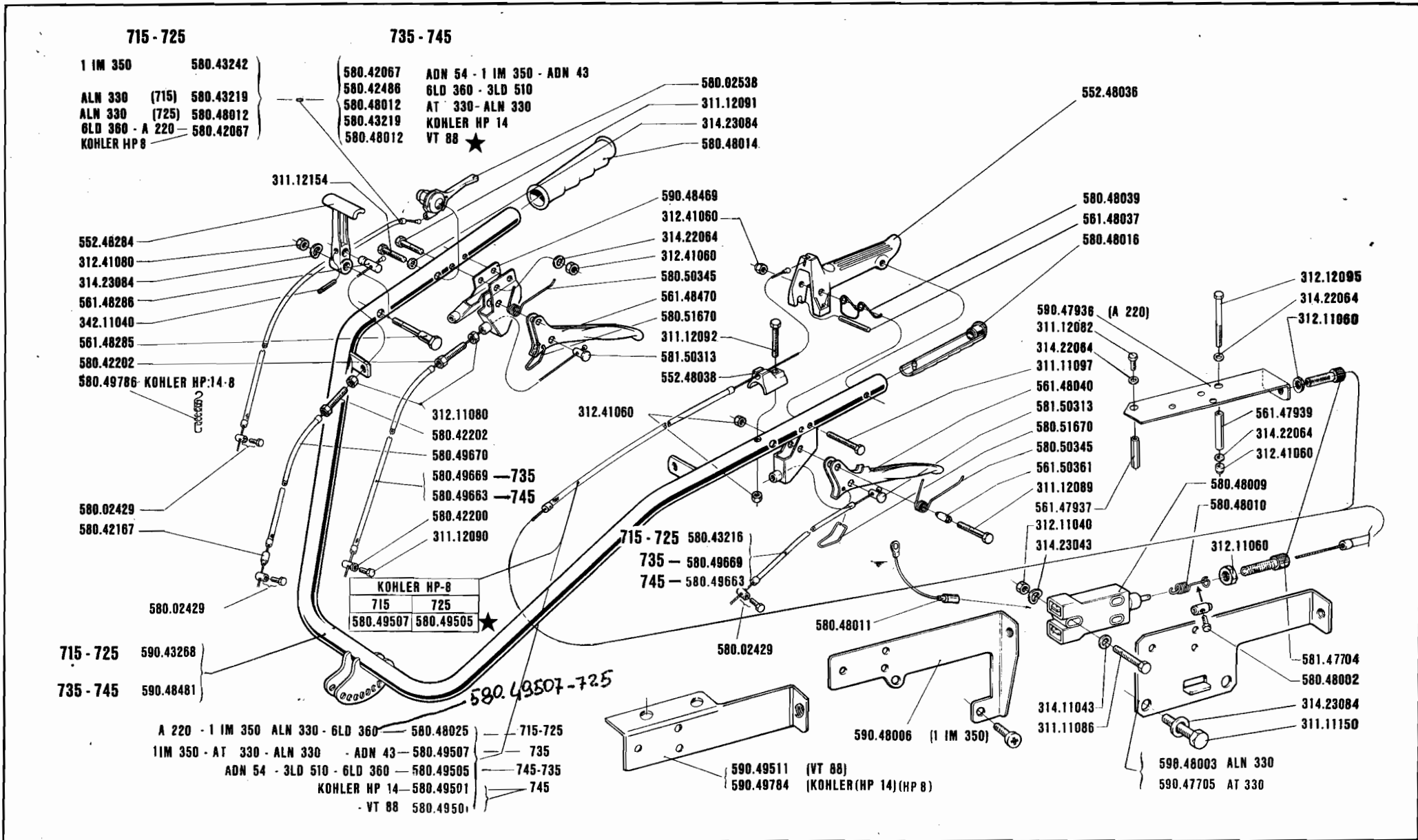
ADx 200

	715	725	735	745
590.49511 VT88				
590.49784 KOHLER 8-14 HP				

LGA 225

	*715	725 ★	735	745
A 220	580.48025			
1 IM 350	580.48025	580.48025	580.49507	
ALN 330	580.48025	580.48025	580.49507	
KOHLER 8HP	580.49507	580.49505		
★ 6LD 360/400	580.49507	580.49507	580.49505	
AT 330			580.49507	
ADN 43			580.49507	
VT 88				580.49501
3LD 510				580.49505
ADN 54				580.49505
KOHLER 14HP				580.49501

	SERIE	700	MANUBRIO MANILLAR MANCHERON	HANDLEBAR LENKER	DALLA MACCHINA DE LA MAQUINA DE LA MACHINE FROM THE MACHINE AB DER MASCHINE	176395 725	16-07 N. 01.10.1990



SERIE
700

MANUBRIO
MANILLAR
MANCHERON

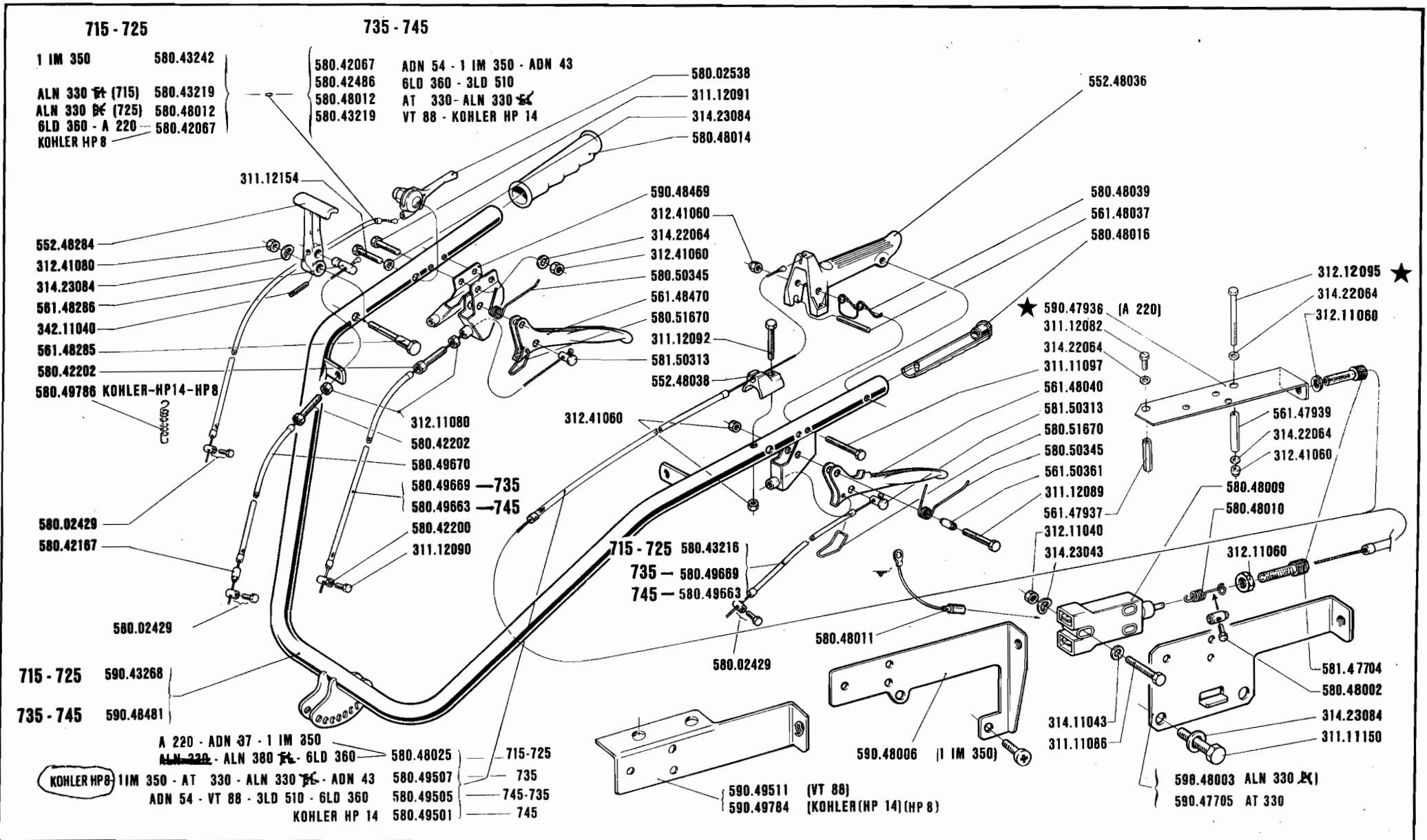
HANDLEBAR
LENKER


DALLA MACCHINA
DE LA MAQUINA
DE LA MACHINE
FROM THE MACHINE
AB DER MASCHINE
N.

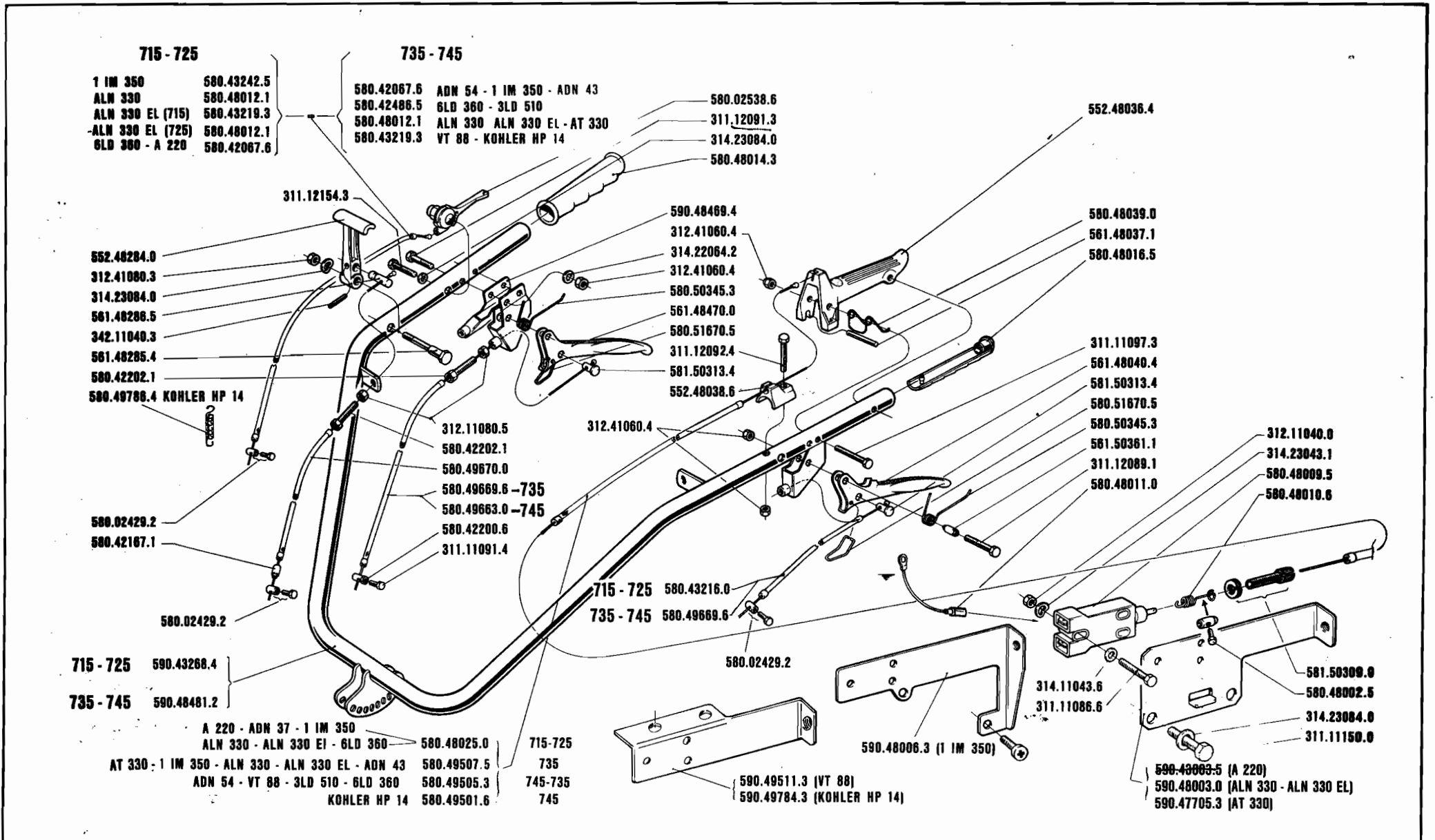
176395 725

20517 745

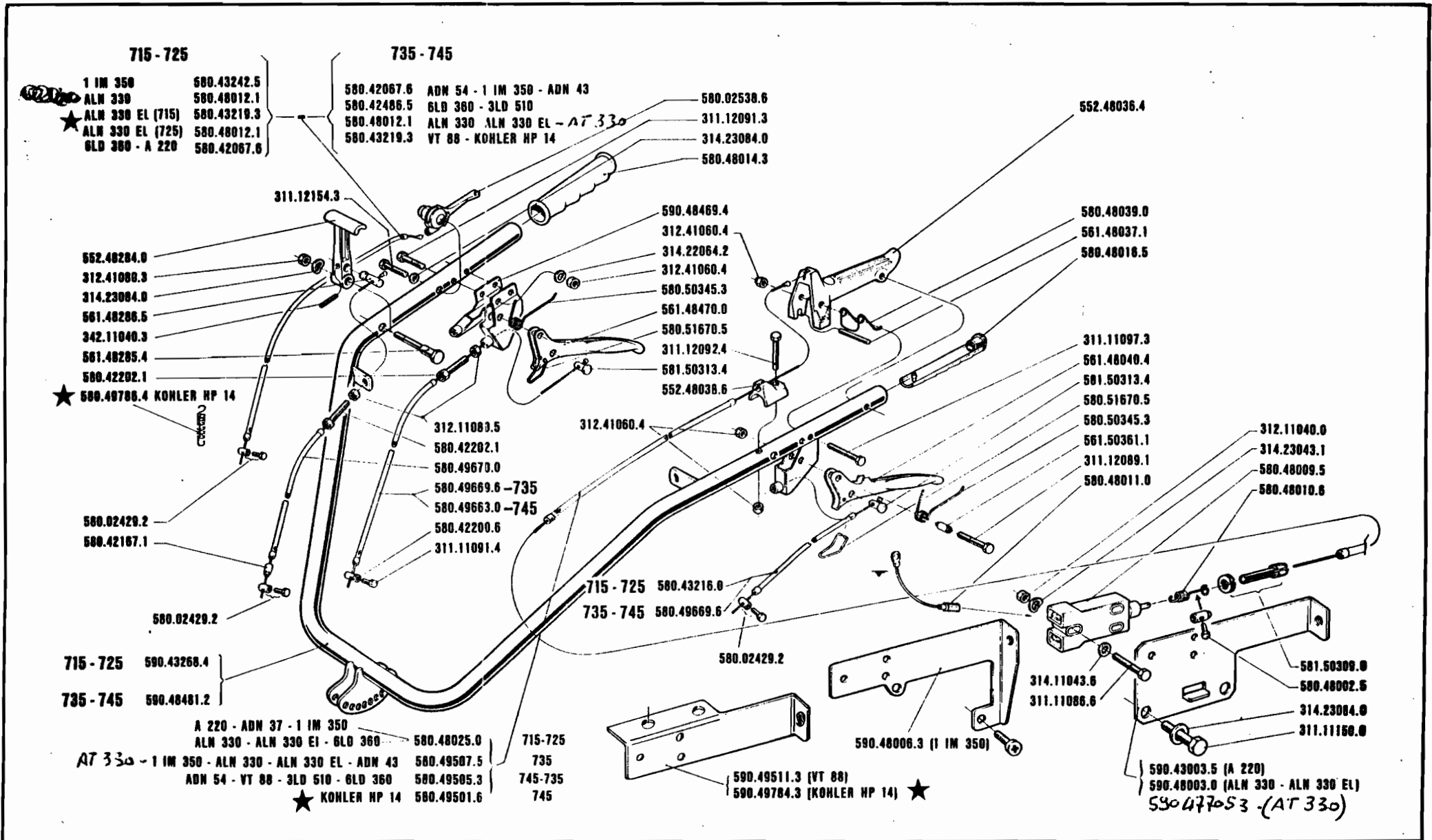
16-06
1.04.1990



	SERIE	700	MANUBRIO MANILLAR MANCHERON	HANDLEBAR LENKER	DALLA MACCHINA DE LA MAQUINA DE LA MACHINE FROM THE MACHINE AB DER MASCHINE N.	8 2 0 8 7 7 1 5
						16-05
						1.10.1989



	715 - 725 735 - 745	MANUBRIO MANILLAR MANCHERON	HANDLEBAR LENKER	DALLA MACCHINA DE LA MAQUINA DE LA MACHINE FROM THE MACHINE AB DER MASCHINE N°	78600 715	16.04 1.10.1988
					84900 {725 735}	
					203191 745	



715 - 725
735 - 745

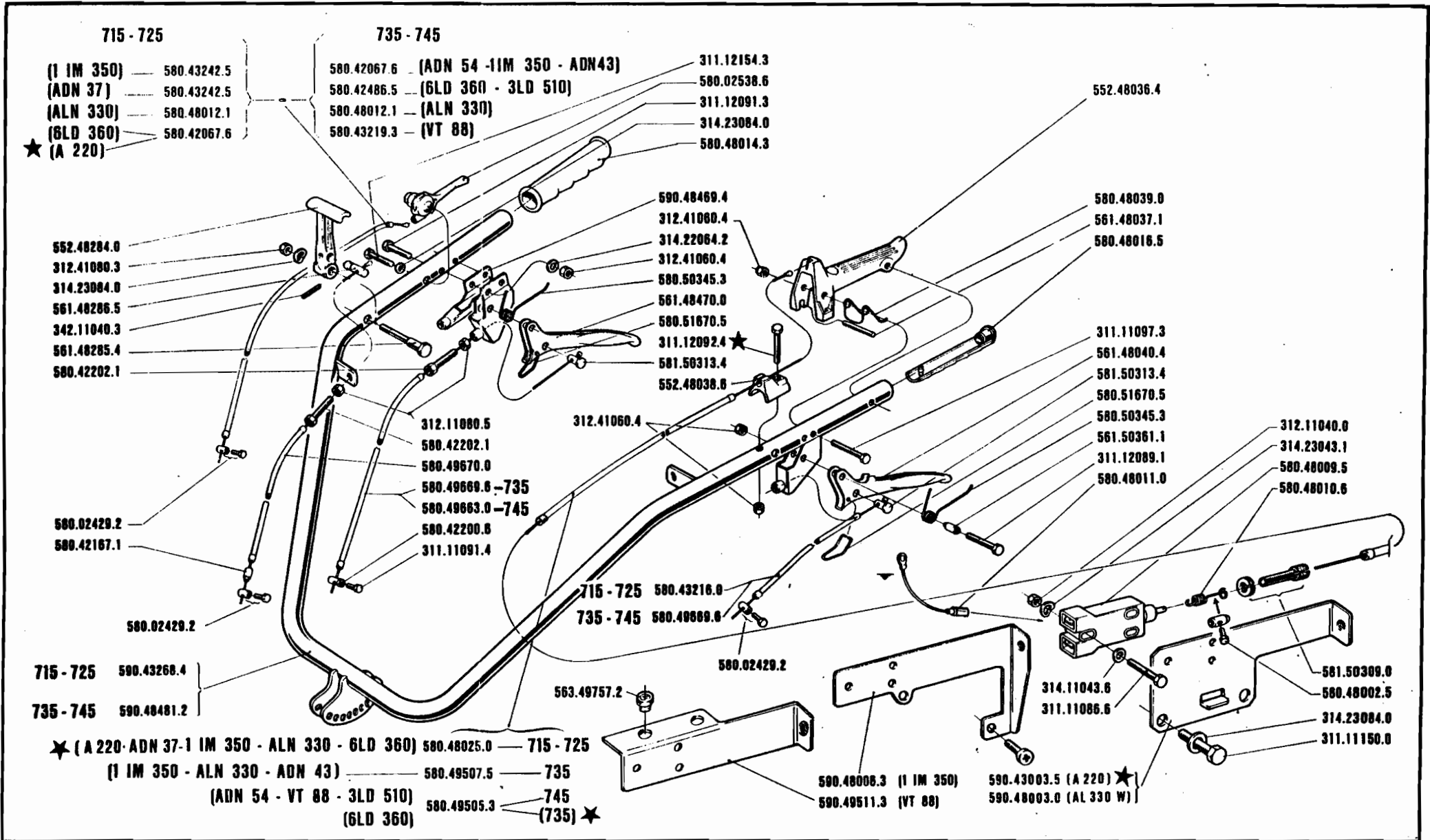
MANUBRIO
MANILLAR
MANCHERON

HANDLEBAR
LENKER

DALLA MACCHINA DE LA MAQUINA DE LA MACHINE FROM THE MACHINE AB DER MASCHINE

72000 {715
★ **79973** {725
N° ★ **203191** {735
{745

16.03
1.10.1987



715 - 725
735 - 745

MANILLAR
MANCHERON

MANUBRIO

HANDLEBAR
LENKER

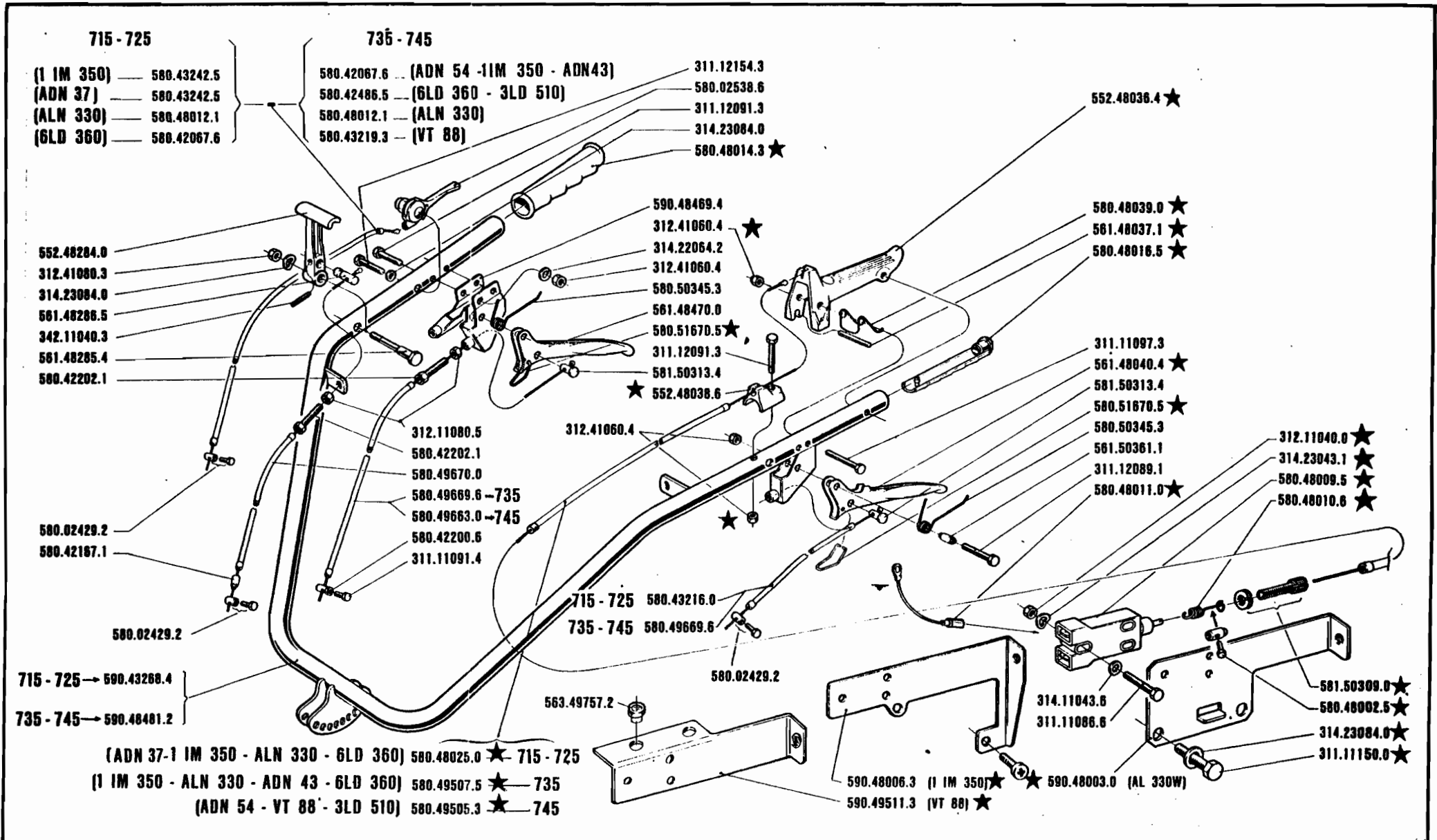
DALLA MACCHINA
DE LA MAQUINA
DE LA MACHINE
FROM THE MACHINE
AB DER MASCHINE

N°

72000	{715
74800	{725
	{735
202450	{745

16.02

1.4.1987



715 - 725
735 - 745

MANILLAR
MANCHERON

MANUBRIO

HANDLEBAR
LENKER

DALLA MACCHINA
DE LA MAQUINA
DE LA MACHINE
FROM THE MACHINE
AB DER MASCHINE

N°

72000

74800

202450

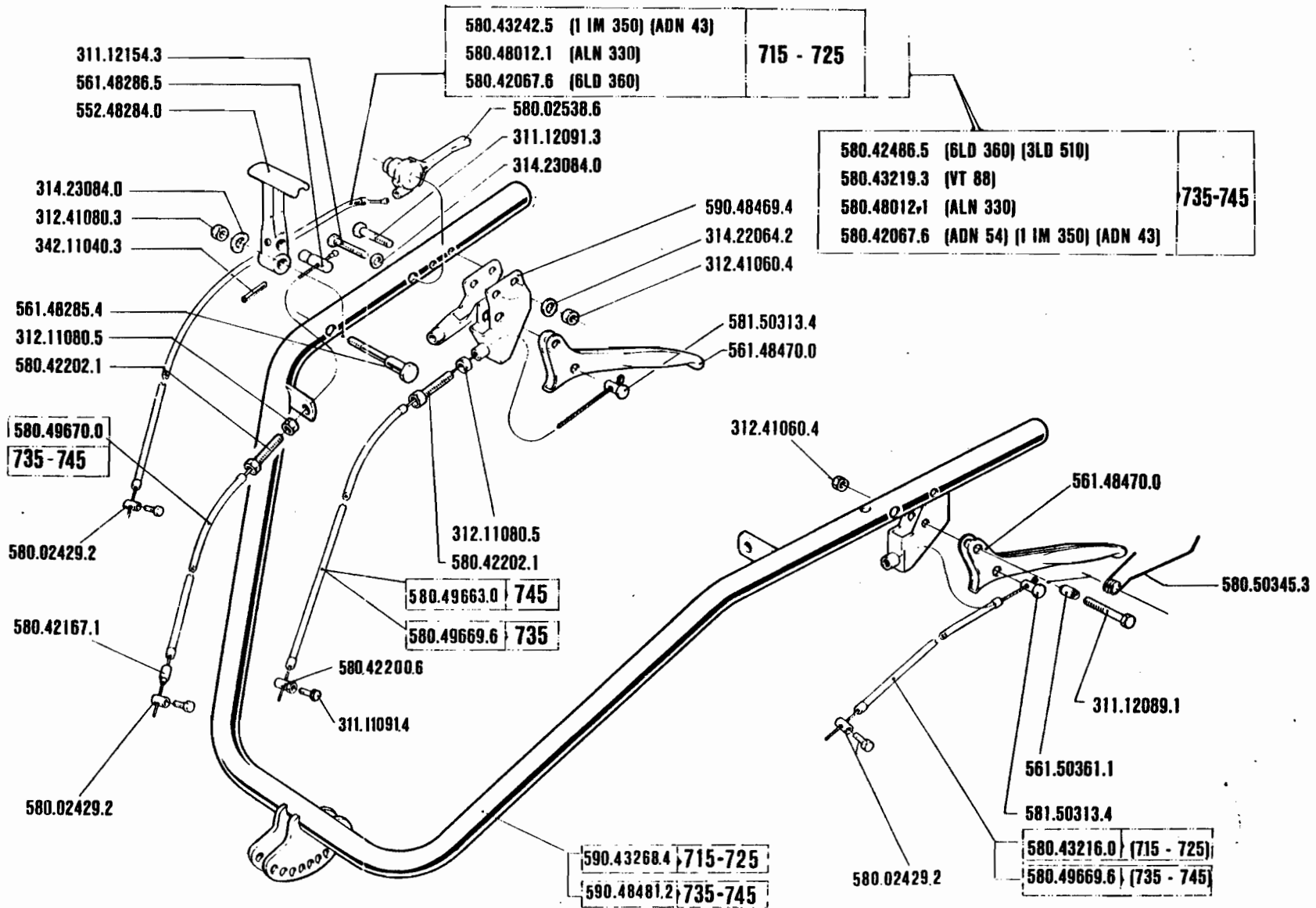
715

725

745

16.01

1.4.1986



715 - 725
735 - 745

MANILLAR
MANCHERON

MANUBRIO

HANDLEBAR
LENKER

DALLA MACCHINA
DE LA MAQUINA
DE LA MACHINE
FROM THE MACHINE
AB DER MASCHINE

67.963

64.757

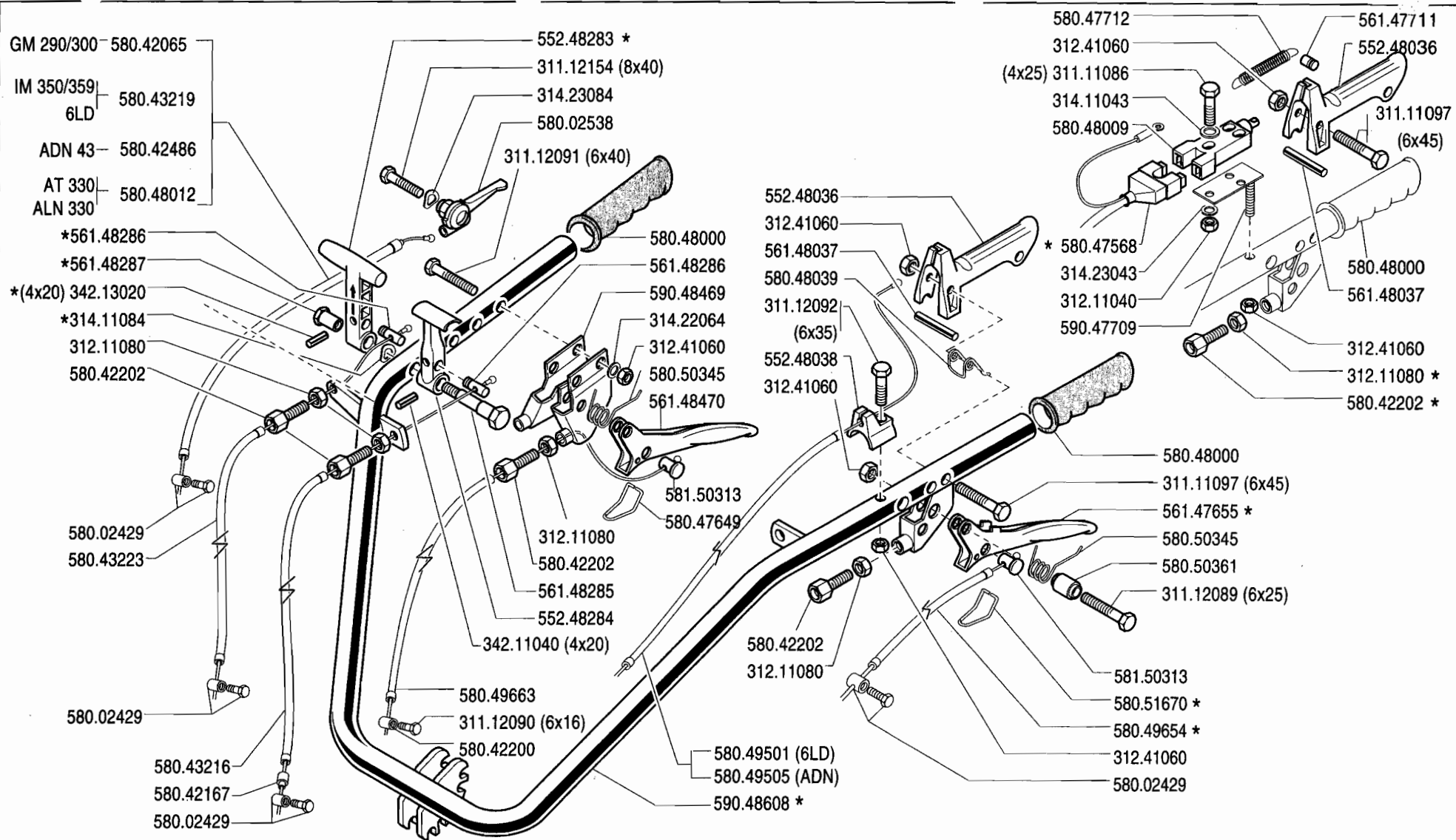
200.001

{715
725
735
745

16.00

1.9.1985

N°



SERIE

700

MANUBRIO 737

MANILLAR
MANCHERON

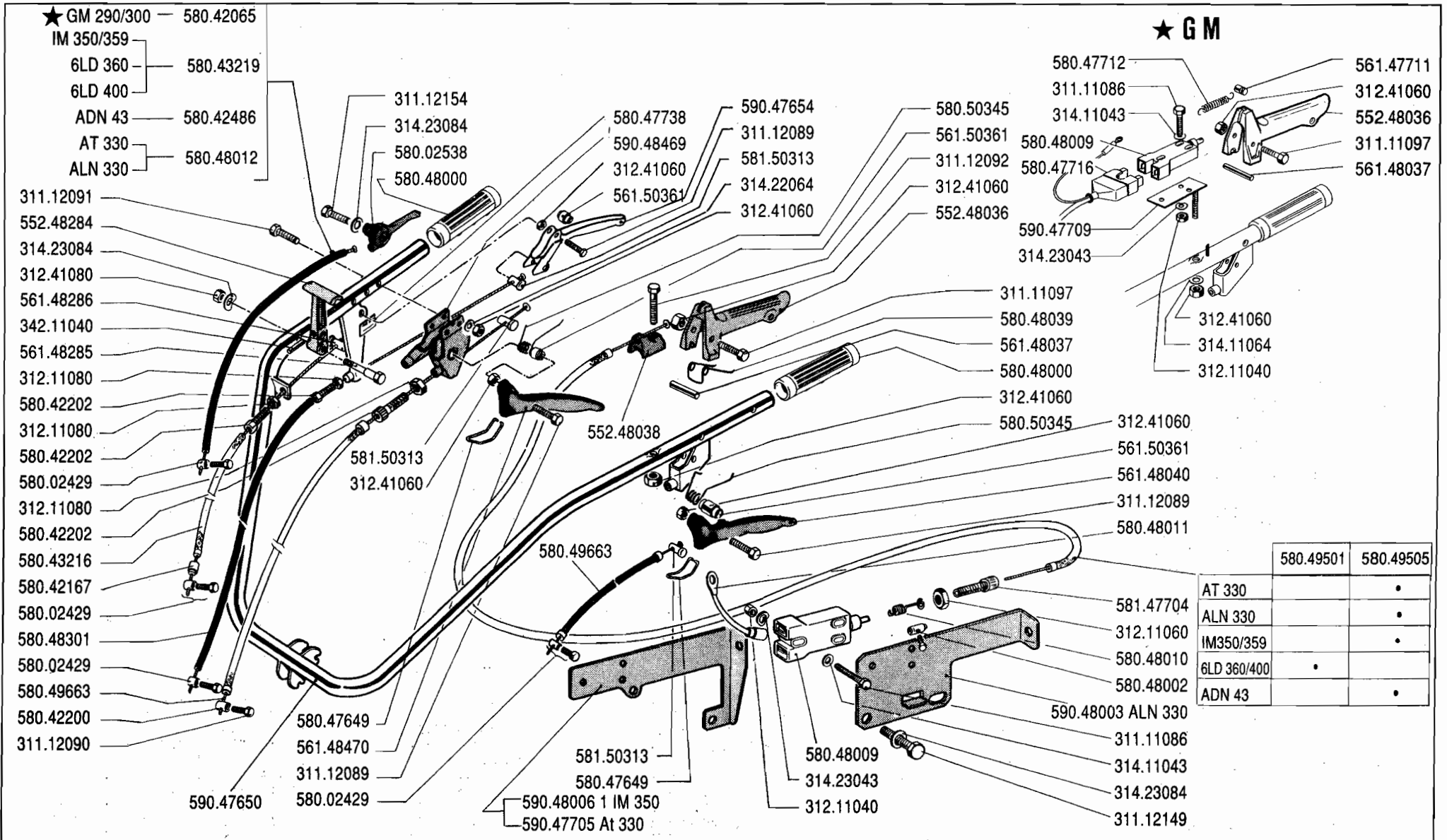
HANDLEBAR
LENKER


DALLA MACCHINA
DE LA MAQUINA
DE LA MACHINE
FROM THE MACHINE
AB DER MASCHINE

16A04

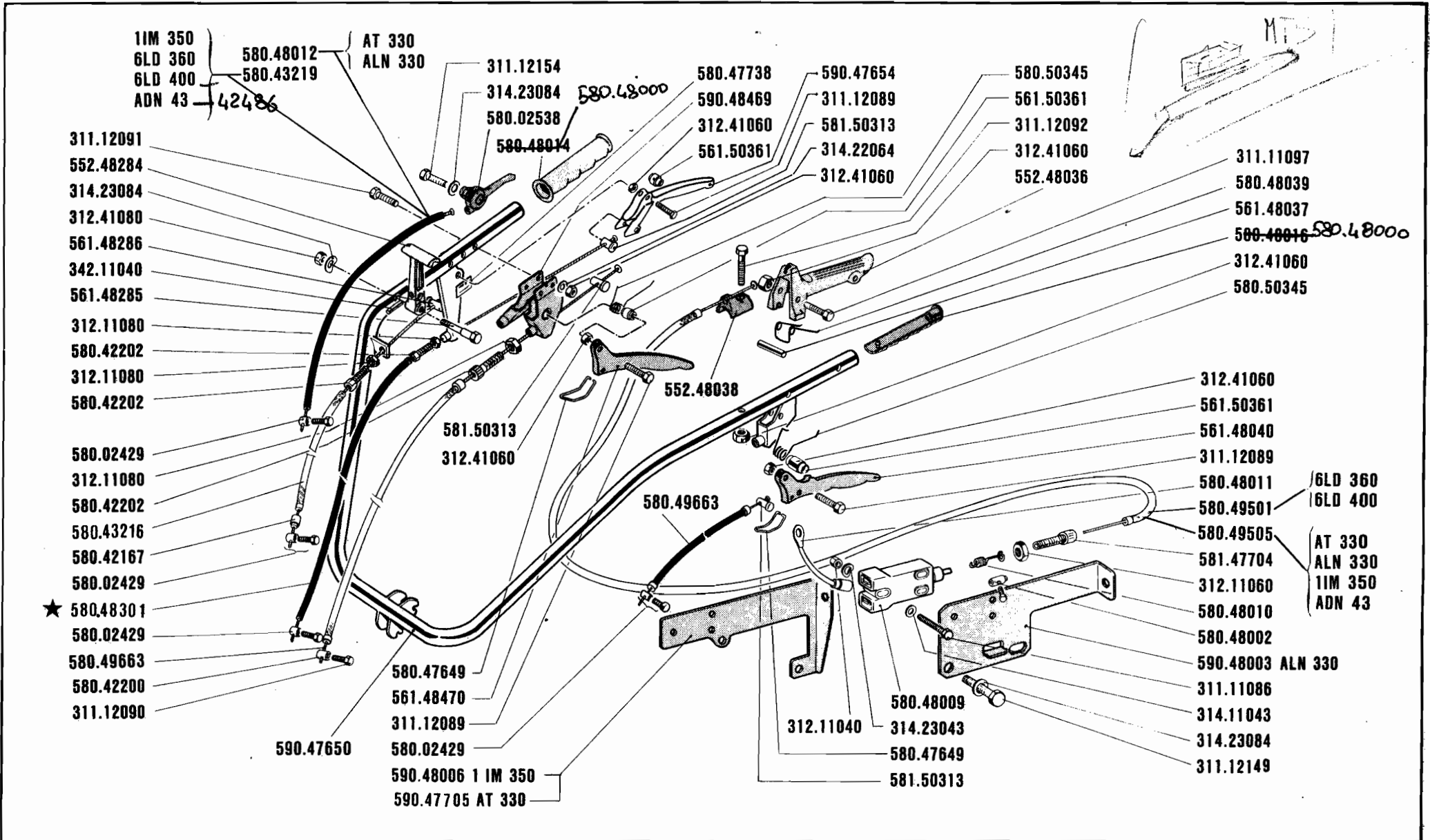
N. 17802 737

01.10.1993



	SERIE	MANUBRIO 737		DALLA MACCHINA DE LA MAQUINA DE LA MACHINE FROM THE MACHINE AB DER MASCHINE			
	700	MANILLAR MANCHERON	HANDLEBAR LENKER				16A03
				N. 14276	737		01.10.1991

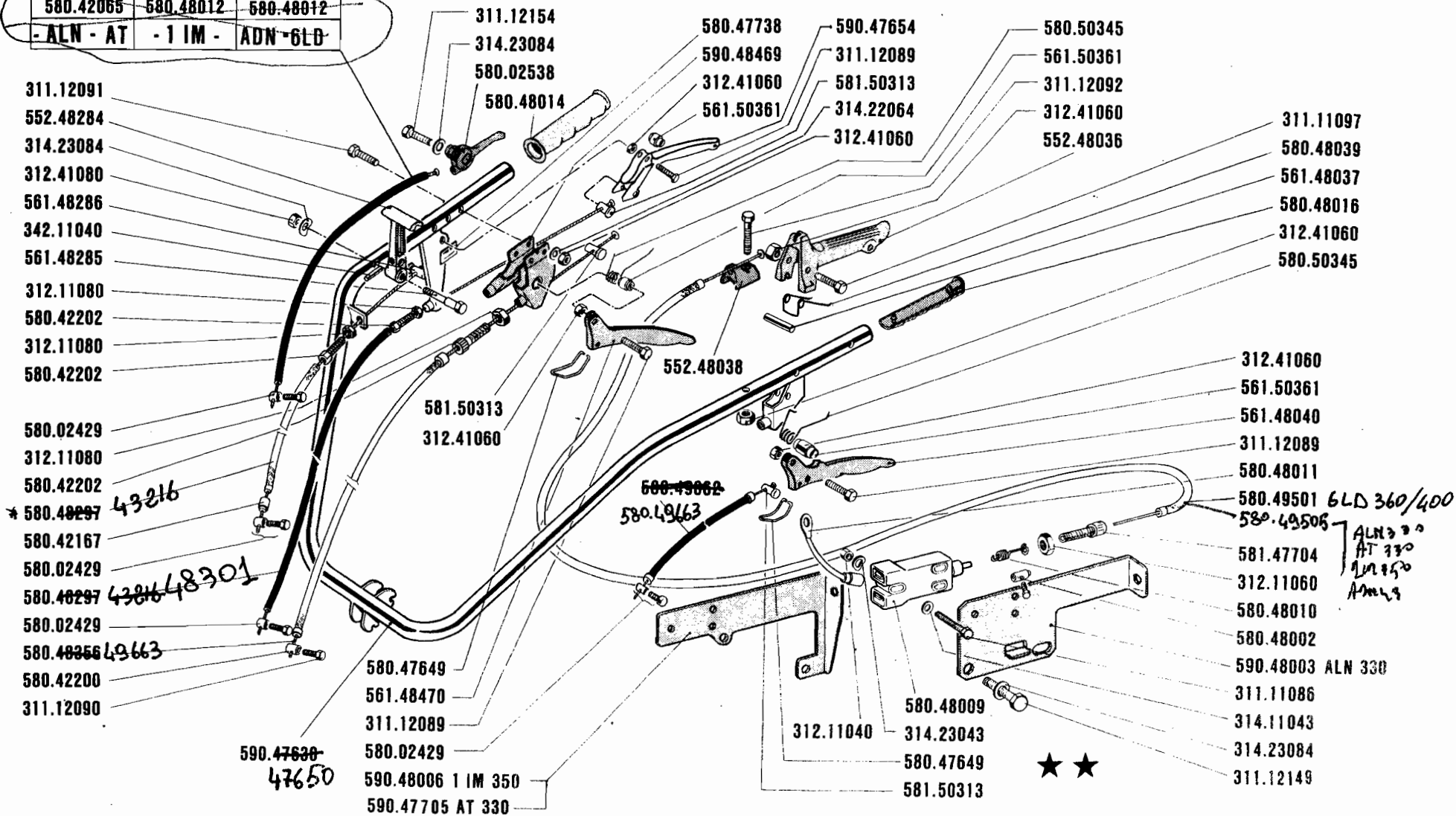
x 10-94



	SERIE	700	MANILLAR MANCHERON	MANUBRIO 737	HANDLEBAR LENKER	DALLA MACCHINA DE LA MAQUINA DE LA MACHINE FROM THE MACHINE AB DER MASCHINE N.		16 A 02

ADM 47897

580.42065 580.48012 580.48012
 - ALN - AT - 1 IM - ADN - 6LD



737

MANILLAR
 MANCHERON

MANUBRIO (737)

HANDLEBAR
 LENKER

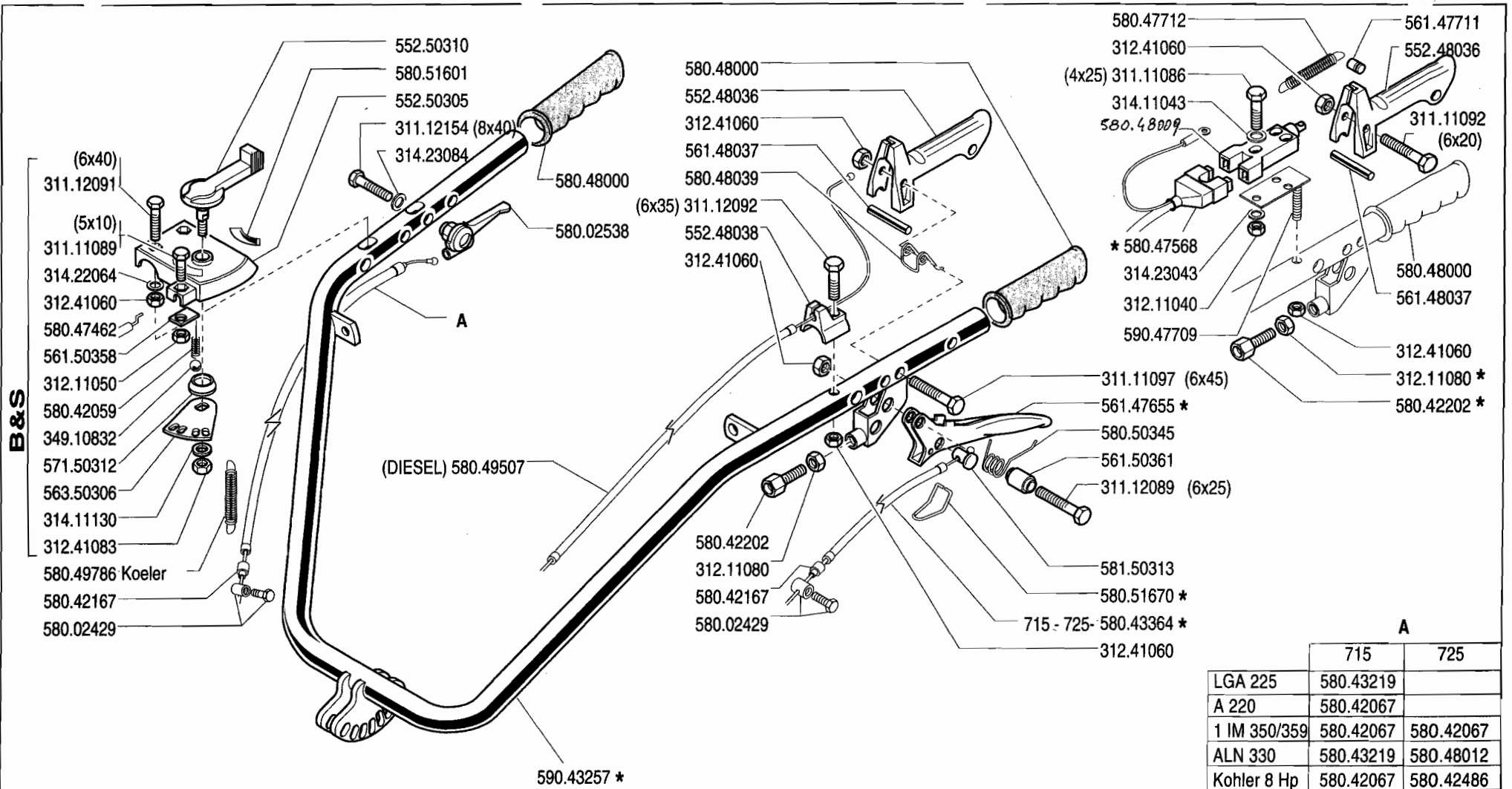
DALLA MACCHINA
 DE LA MAQUINA
 DE LA MACHINE
 FROM THE MACHINE
 AB DER MASCHINE

10000 737

16A00

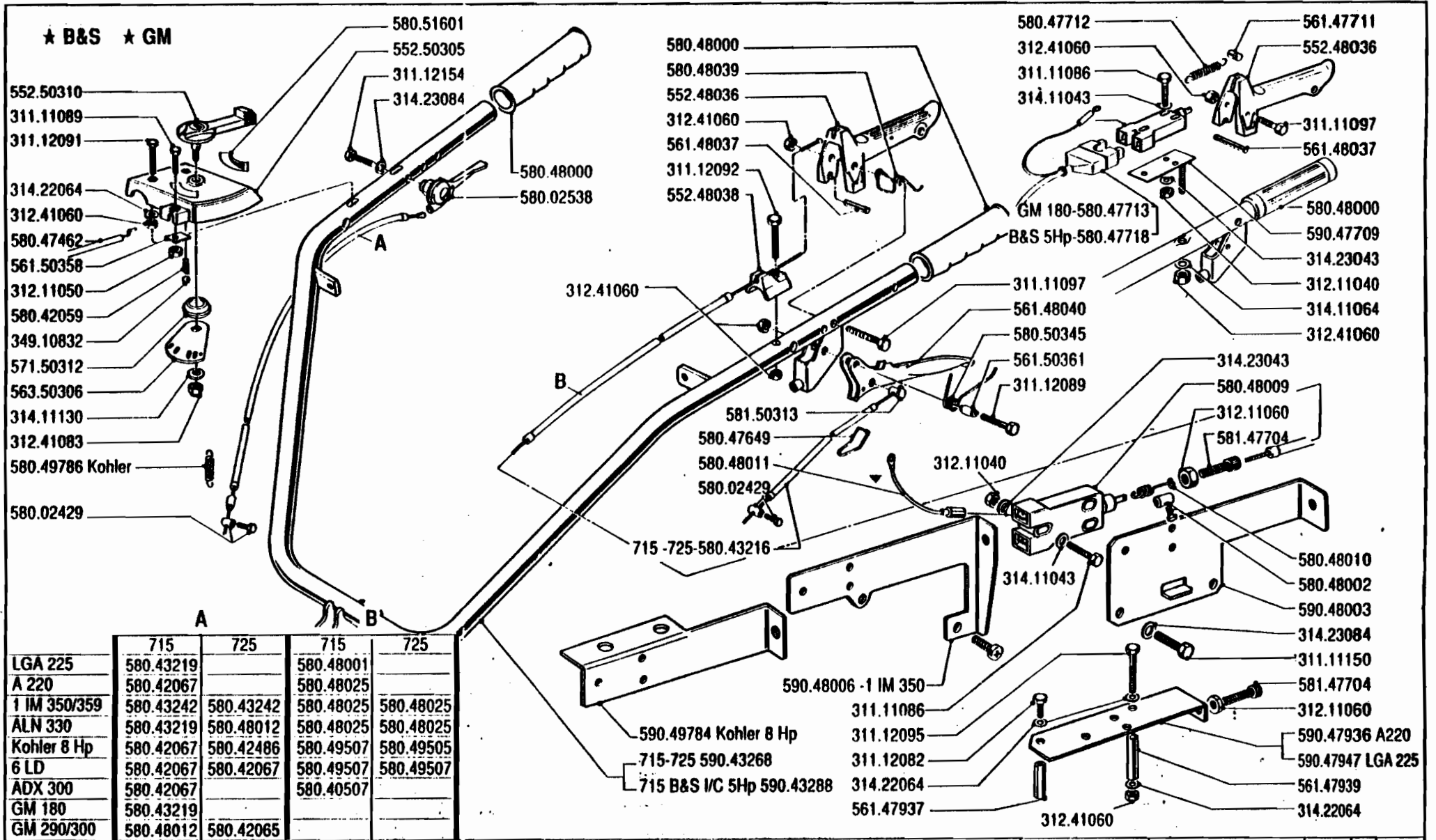
N°

1.04.1989



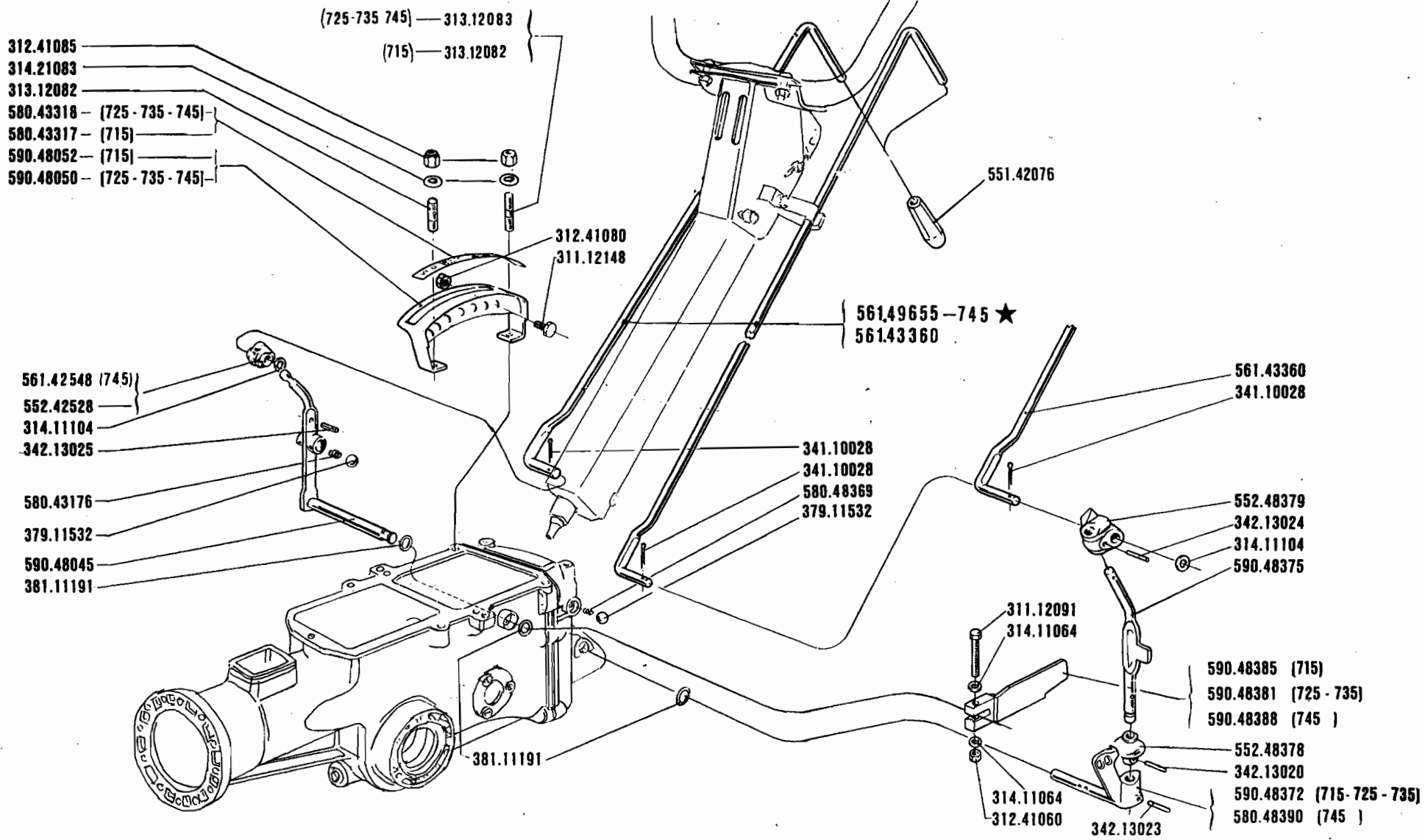
	A	
	715	725
LGA 225	580.43219	
A 220	580.42067	
1 IM 350/359	580.42067	580.42067
ALN 330	580.43219	580.48012
Kohler 8 Hp	580.42067	580.42486
6 LD	580.42067	580.42067
ADX 300	580.42067	
GM 180	580.43219	
GM 290/300	580.48012	580.42065

	SERIE	700	MANUBRIO 715 - 725 MANILLAR MANCHERON	HANDLEBAR LENKER	DALLA MACCHINA DE LA MAQUINA DE LA MACHINE FROM THE MACHINE AB DER MASCHINE	16/B/01
	N.					



	715	725	715	725
LGA 225	580.43219		580.48001	
A 220	580.42067		580.48025	
1 IM 350/359	580.43242	580.43242	580.48025	580.48025
ALN 330	580.43219	580.48012	580.48025	580.48025
Kohler 8 Hp	580.42067	580.42486	580.49507	580.49505
6 LD	580.42067	580.42067	580.49507	580.49507
ADX 300	580.42067		580.40507	
GM 180	580.43219			
GM 290/300	580.48012	580.42065		

BCS	SERIE	MANUBRIO 715 - 725		DALLA MACCHINA DE LA MAQUINA DE LA MACHINE FROM THE MACHINE AB DER MASCHINE	715	16B00
	700	MANILLAR MANCHERON	HANDLEBAR LENKER		725	
					N.	01.10.1991



SERIE

700

COMANDI

MANDOS
COMMANDES

CONTROLS
ANTRIEBE

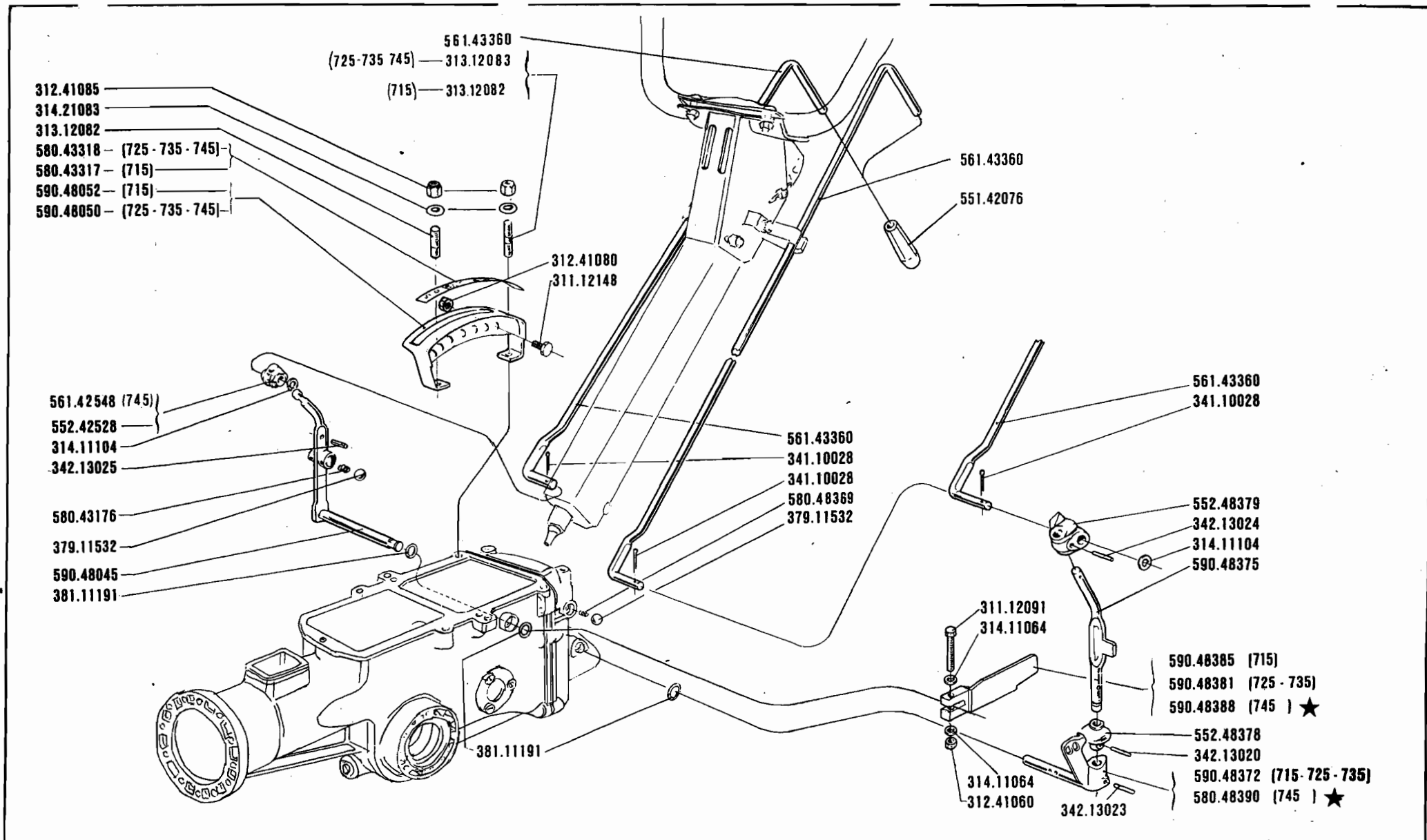
DALLA MACCHINA
DE LA MAQUINA
DE LA MACHINE
FROM THE MACHINE
AB DER MASCHINE

_____	715
_____	725
_____	735
_____	745

N.

17-07

1.10.1991



	SERIE	<h1>700</h1>	COMANDI	CONTROLS	DALLA MACCHINA		<h1>17-06</h1>
	MANDOS				DE LA MAQUINA	715	
	COMMANDES				DE LA MACHIRE	725	
					FROM THE MACHINE	735	
			ANTRIEBE		AB DER MASCHINE	204388 745	<h1>1.04.1990</h1>
					N.		

- 312.41080
- 314.23084
- 313.12082
- 580.43318 - (725 - 735 - 745)
- 580.43317 - (715)
- 590.48052 - (715)
- 590.48050 - (725 - 735 - 745)

- 561.43360
- (725-735-745) - 313.12083
- (715) - 313.12082

- 561.42548 (745)
- 552.42528
- 314.11104
- 342.13025
- 580.43176
- 379.11532
- 590.48045
- 381.11191

- 312.41080
- 311.12148

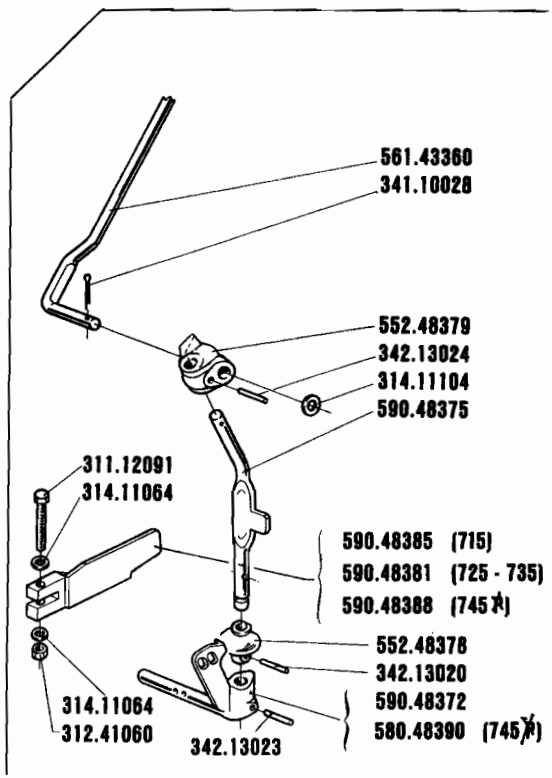
- 561.43360
- 341.10028
- 341.10028
- 580.48368
- 379.11532
- 311.12091
- 552.42528 - (745)
- 314.11104

- 590.49619 (745)
- 381.11191
- 312.11060
- 314.22064
- 561.48076
- 311.12089

- 381.11191
- 314.11064
- 314.11064
- 312.41060

580.49811 (745)

- 561.43360
- 551.42076



- 561.43360
- 341.10028

- 552.48379
- 342.13024
- 314.11104
- 590.48375

- 311.12091
- 314.11064

- 590.48385 (715)
- 590.48381 (725 - 735)
- 590.48388 (745)

- 552.48378
- 342.13020
- 590.48372
- 580.48390 (745)

- 314.11064
- 312.41060

342.13023



SERIE
700

COMANDI
MANDOS
COMMANDES

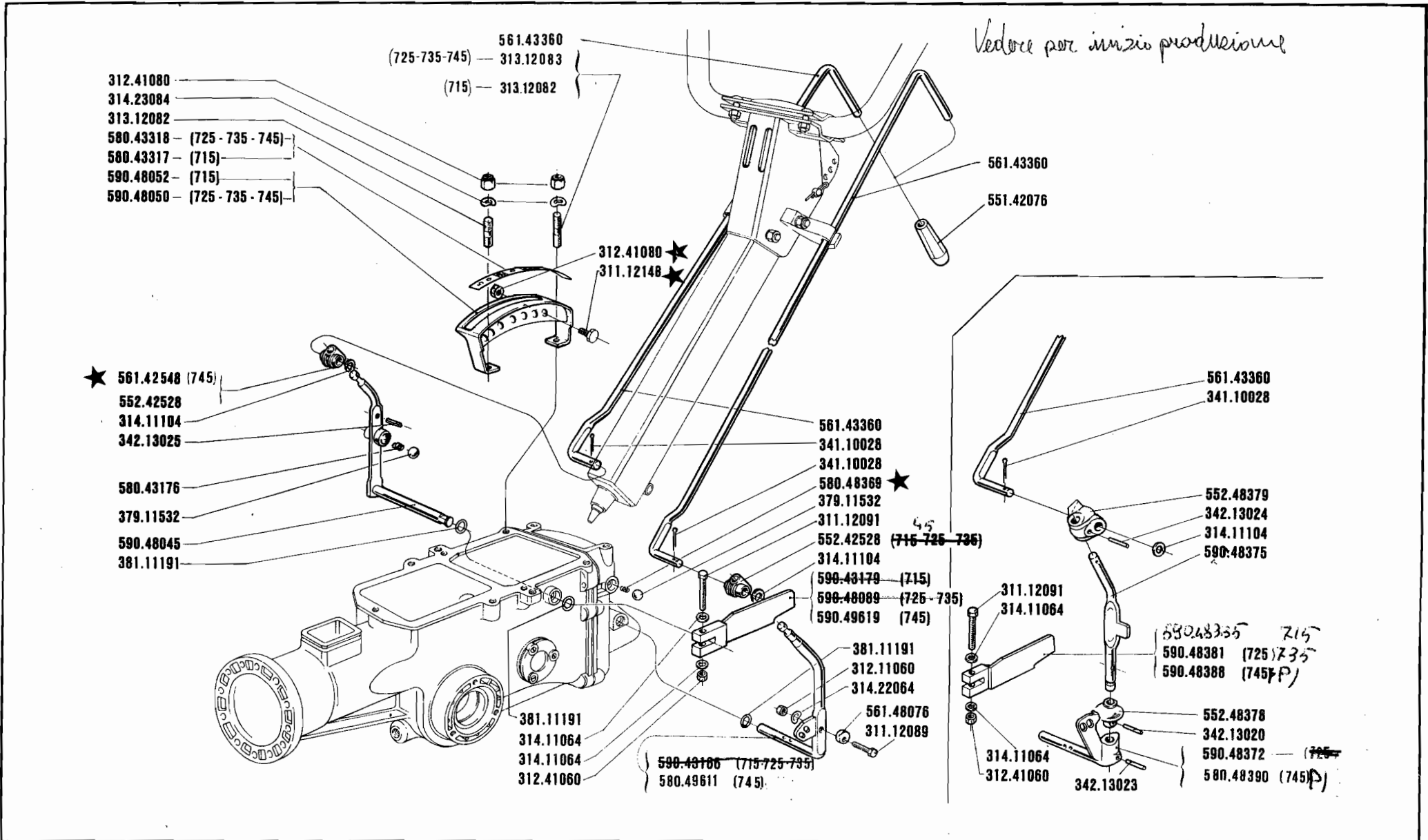
CONTROLS
ANTRIEBE

DALLA MACCHINA
DE LA MAQUINA
DE LA MACHINE
FROM THE MACHINE
AB DER MASCHINE
N.

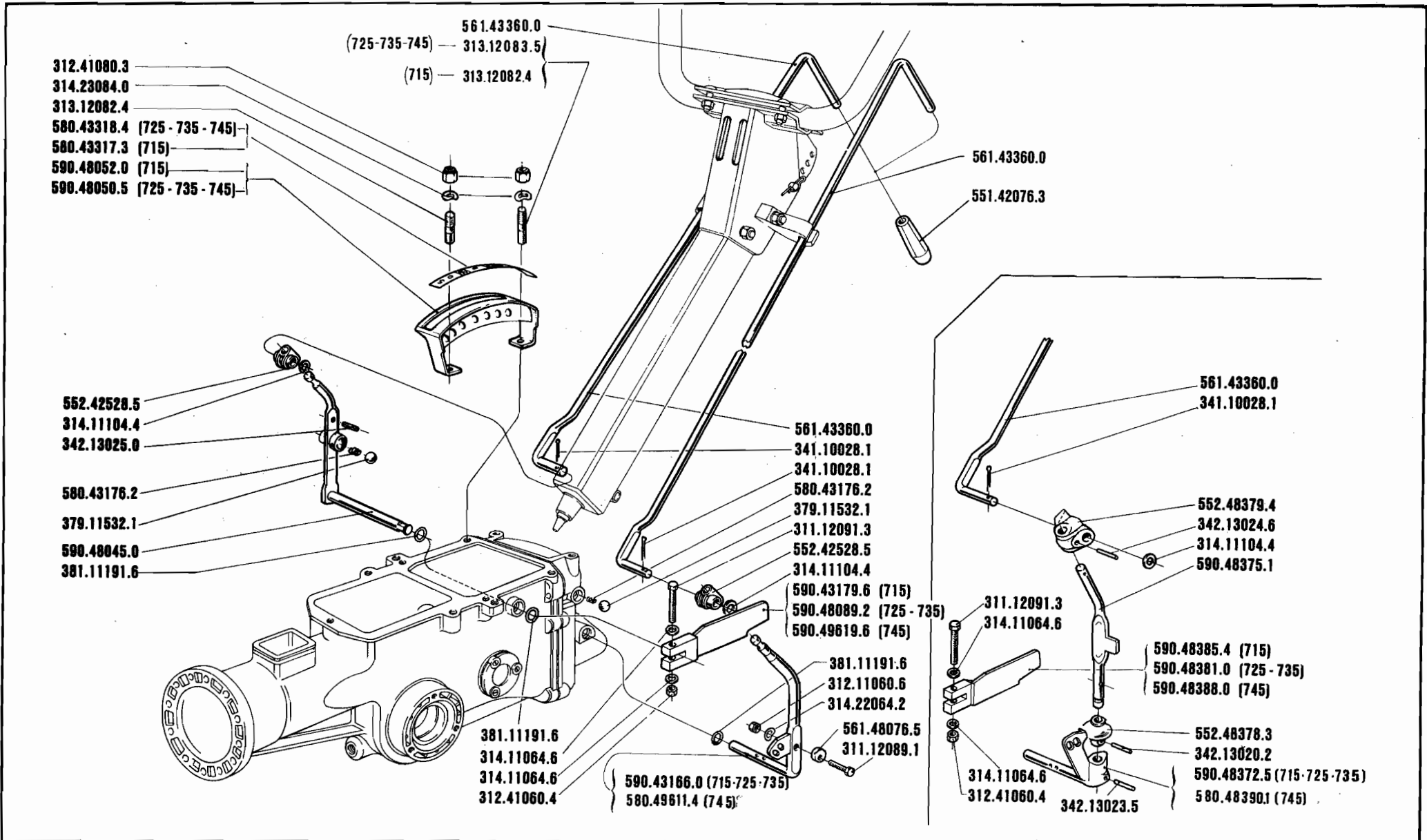
83601	715
92750	725
94130	735
X 204270	745


17-05

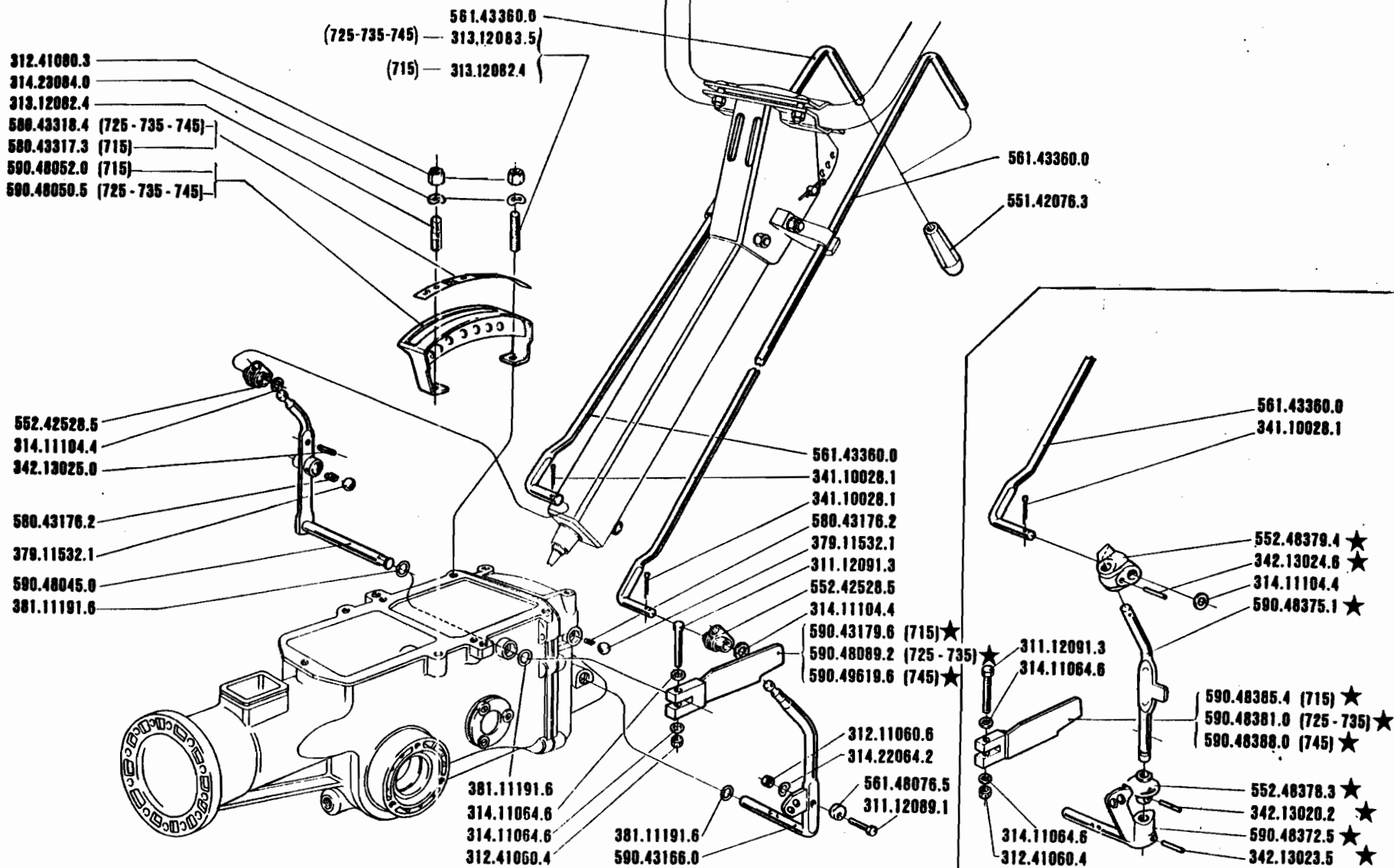
1.10.1989



	SERIE	700	COMANDI MANDOS COMMANDES	CONTROLS ANTRIEBE	DALLA MACCHINA DE LA MAQUINA FROM THE MACHINE AB DER MASCHINE	<i>macchine 715-735</i> 82000 715	17.04
					92750 (725-735)		
	N°				204270 745		
						1.04.1989	



	715 · 725 735 · 745	COMANDI MANDOS COMMANDES	CONTROLS ANTRIEBE	DALLA MACCHINA DE LA MAQUINA DE LA MACHINE FROM THE MACHINE AB DER MASCHINE N°	77600 715 82000 {725 735 203520 745	17.03 1.10.1988
---	--------------------------------------	---------------------------------------	-----------------------------	--	--	----------------------------------



715 - 725
735 - 745

MANDOS
 COMMANDES

COMANDI

CONTROLS
 ANTRIEBE

DALLA MACCHINA
 DE LA MAQUINA
 DE LA MACHINE
 FROM THE MACHINE
 AB DER MASCHINE

77600

82000

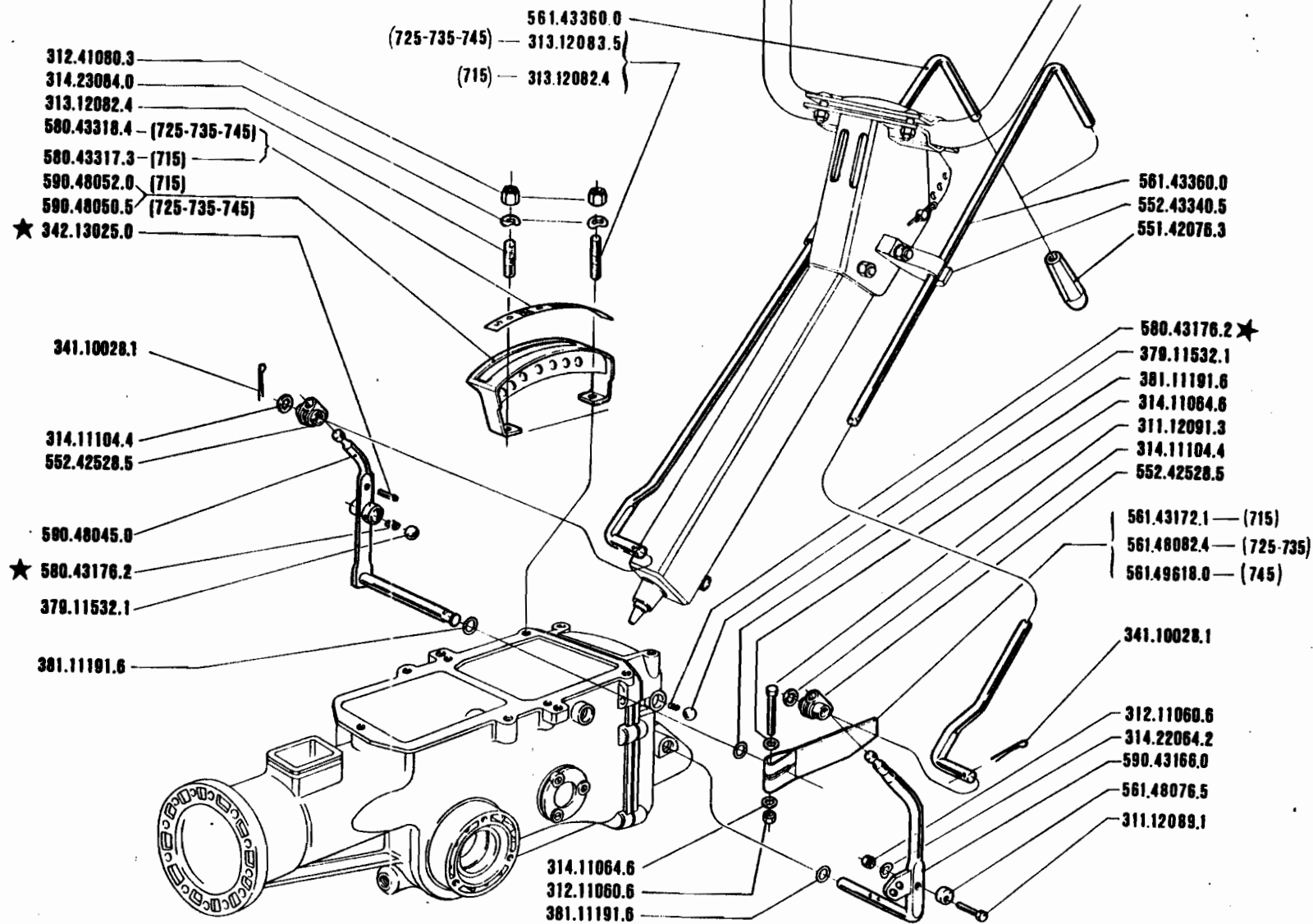
203500

{715
 {725
 {735
 {745

17.02

1.10.1987

N°



715 - 725
735 - 745

MANDOS
 COMMANDES

COMANDI

CONTROLS
 ANTRIEBE

DALLA MACCHINA
 DE LA MAQUINA
 DE LA MACHINE
 FROM THE MACHINE
 AB DER MASCHINE

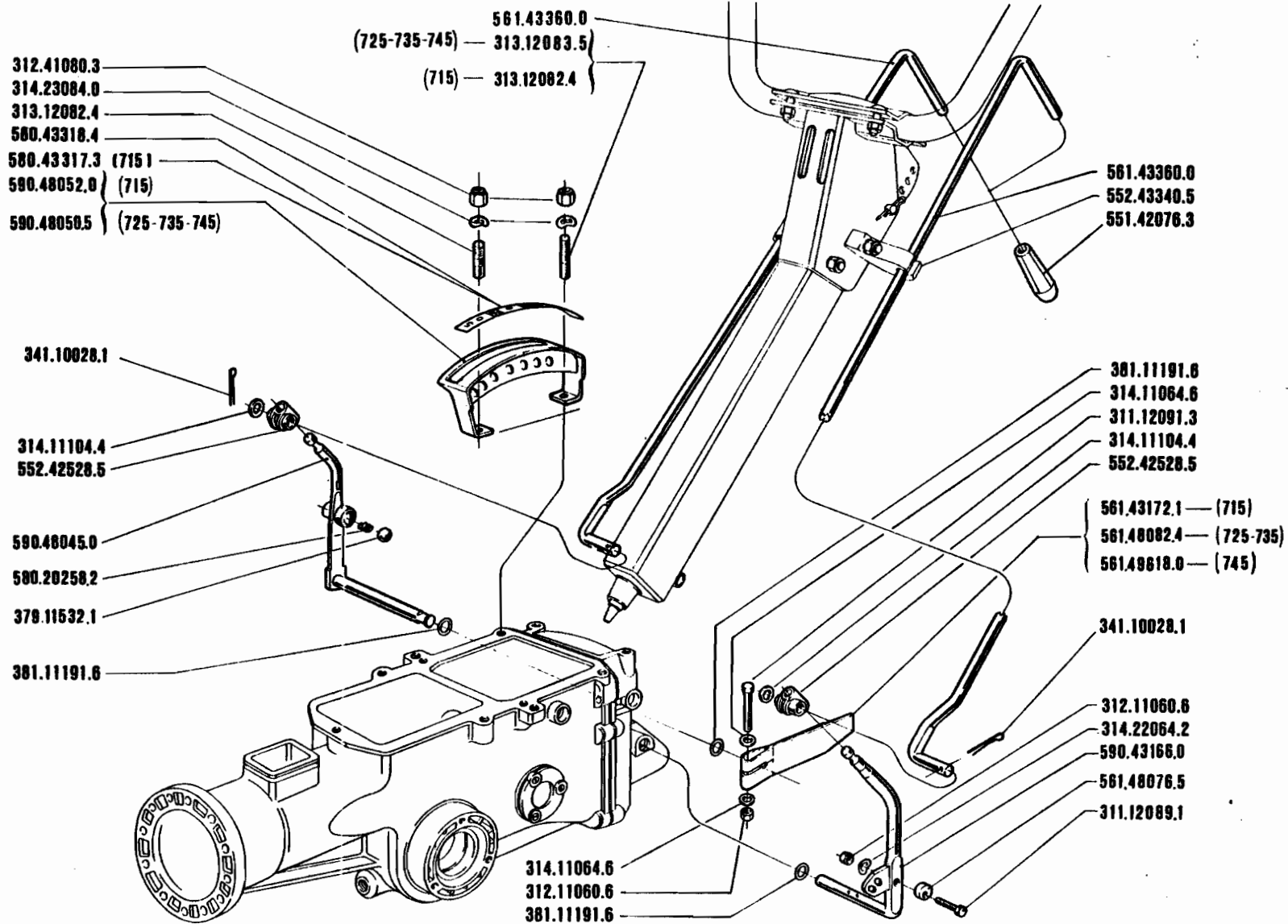
73793 {715

77193 {725
735

202756 {745

17.01

1.4.1987.



715 - 725
735 - 745

MANDOS
 COMMANDES

COMANDI

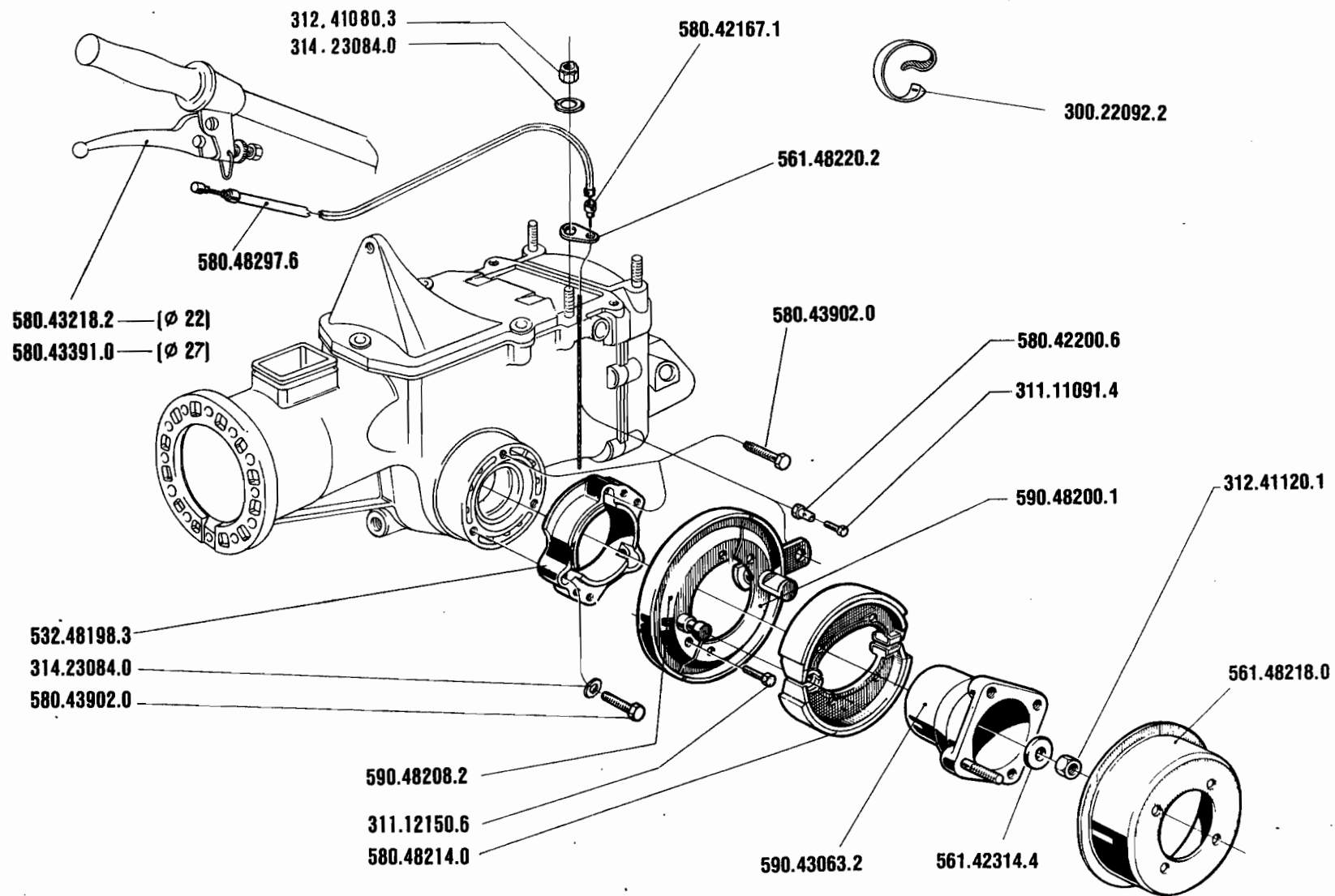
CONTROLS
 ANTRIEBE

DALLA MACCHINA
 DE LA MAQUINA
 DE LA MACHINE
 FROM THE MACHINE
 AB DER MASCHINE

N°

67963 715
64657 725
200001 735
 745

17.00
 1.9.1985



715-725
735-745

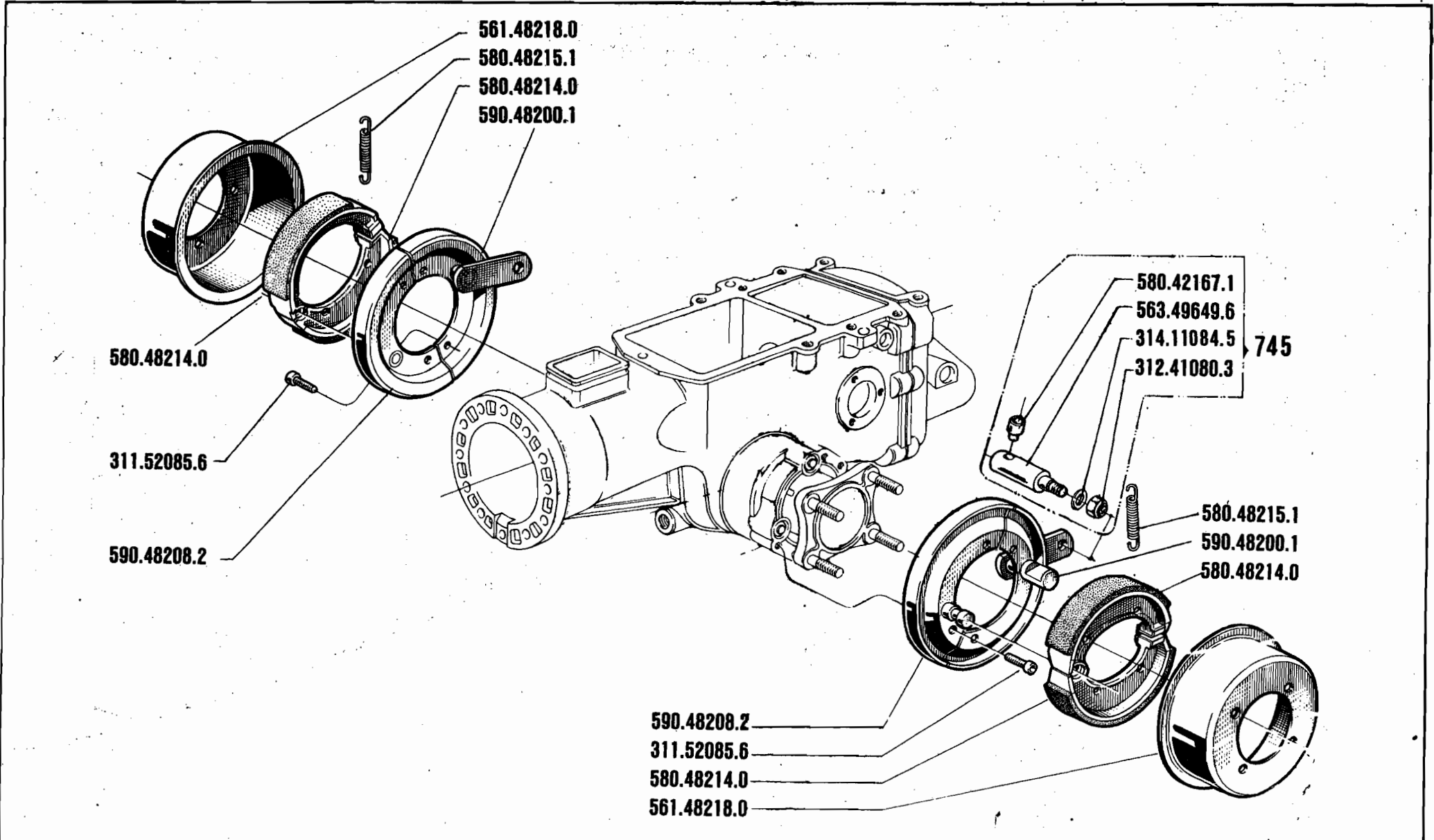
FRENO (715-725)

FRENO
FREIN

BRAKE
BREMSE

20.00

1.10.1988



715 · 725
 735 · 745

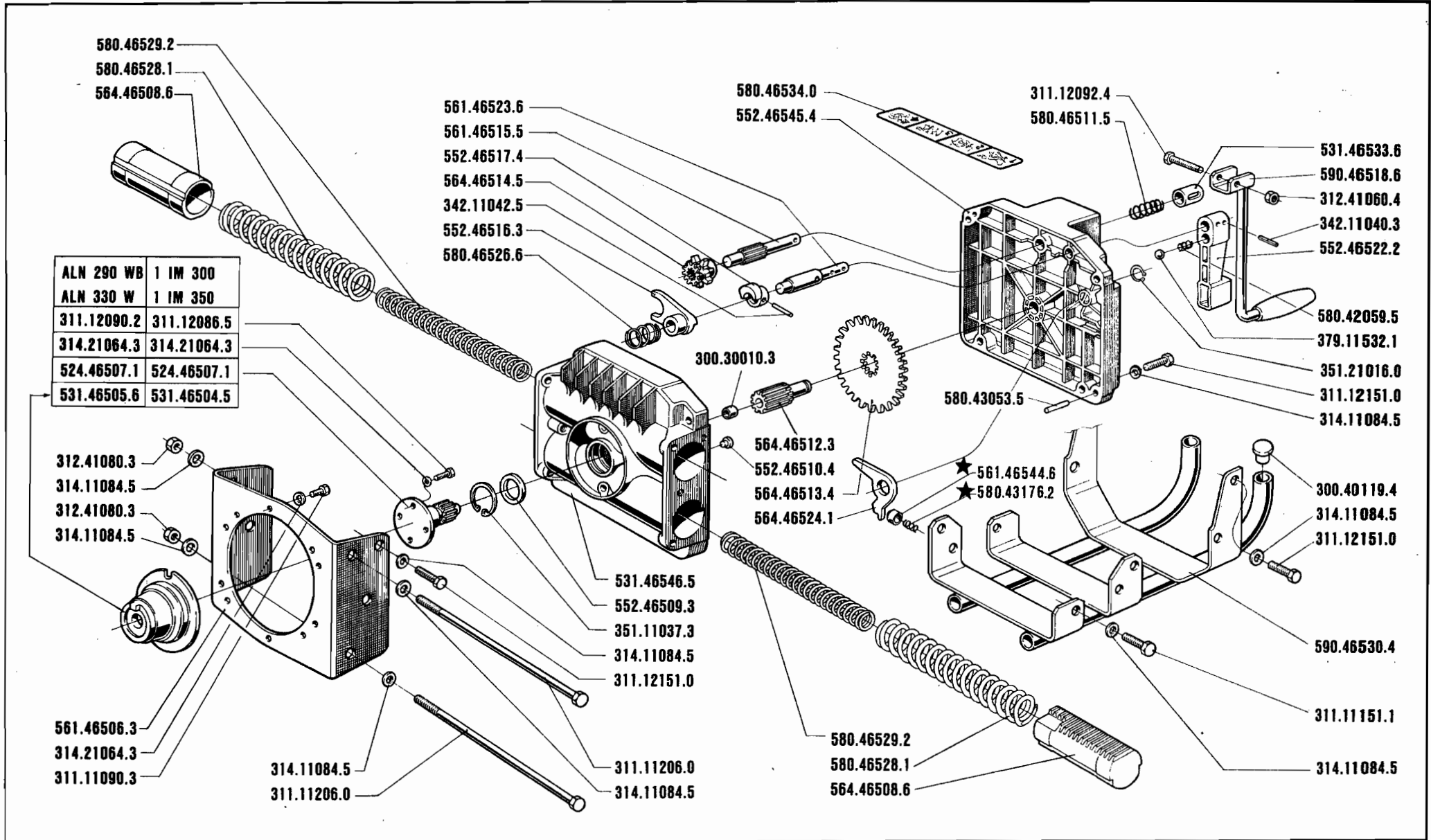
FRENI (735-745)

FRENOS
 FREINS

BRAKES
 BREMSEN

21.00

1.10.1988



715 · 725
735 · 745

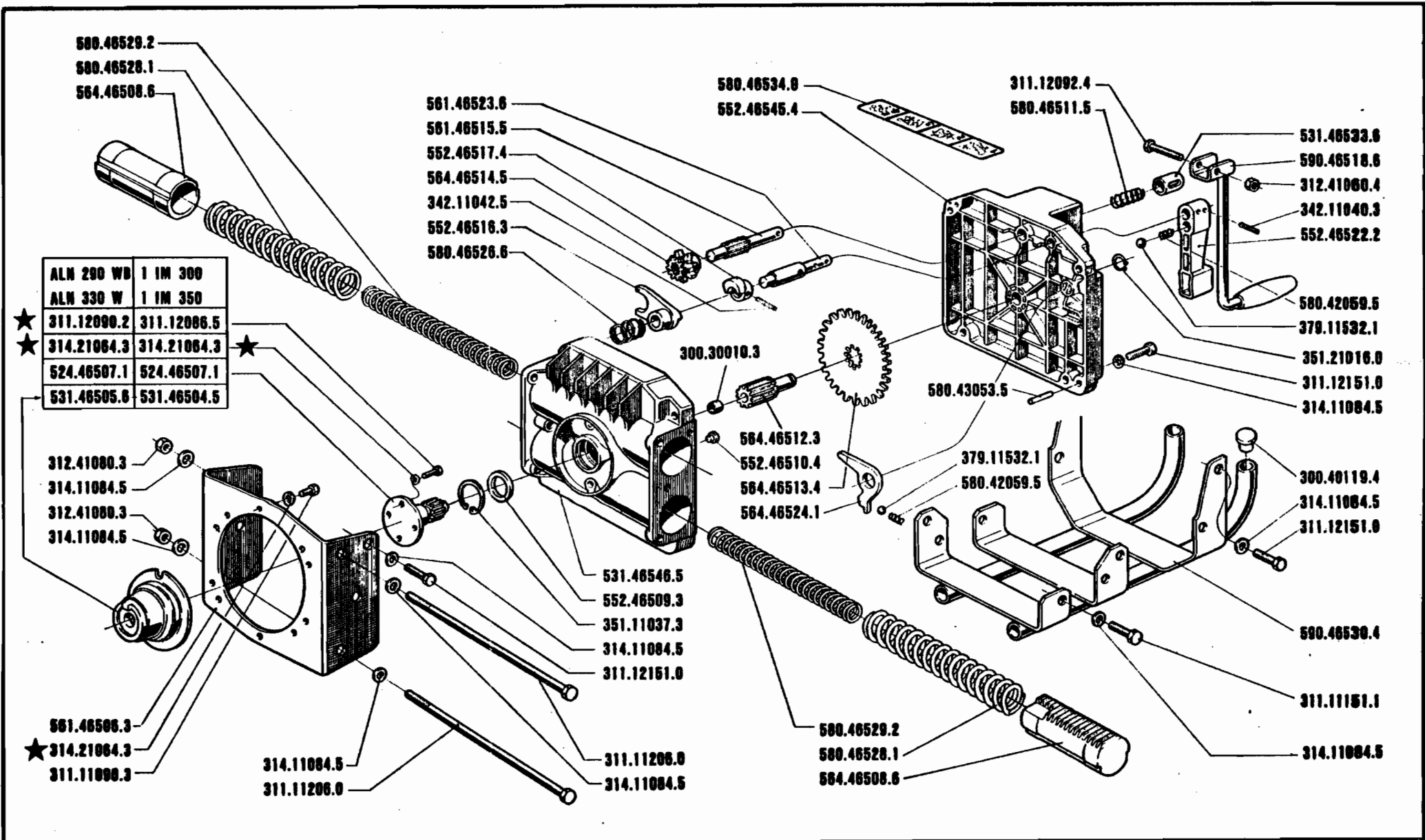
AVVIATORE

ARRANQUE
DEMARREUR

STARTER
STARTER

54.02

1.10.1988

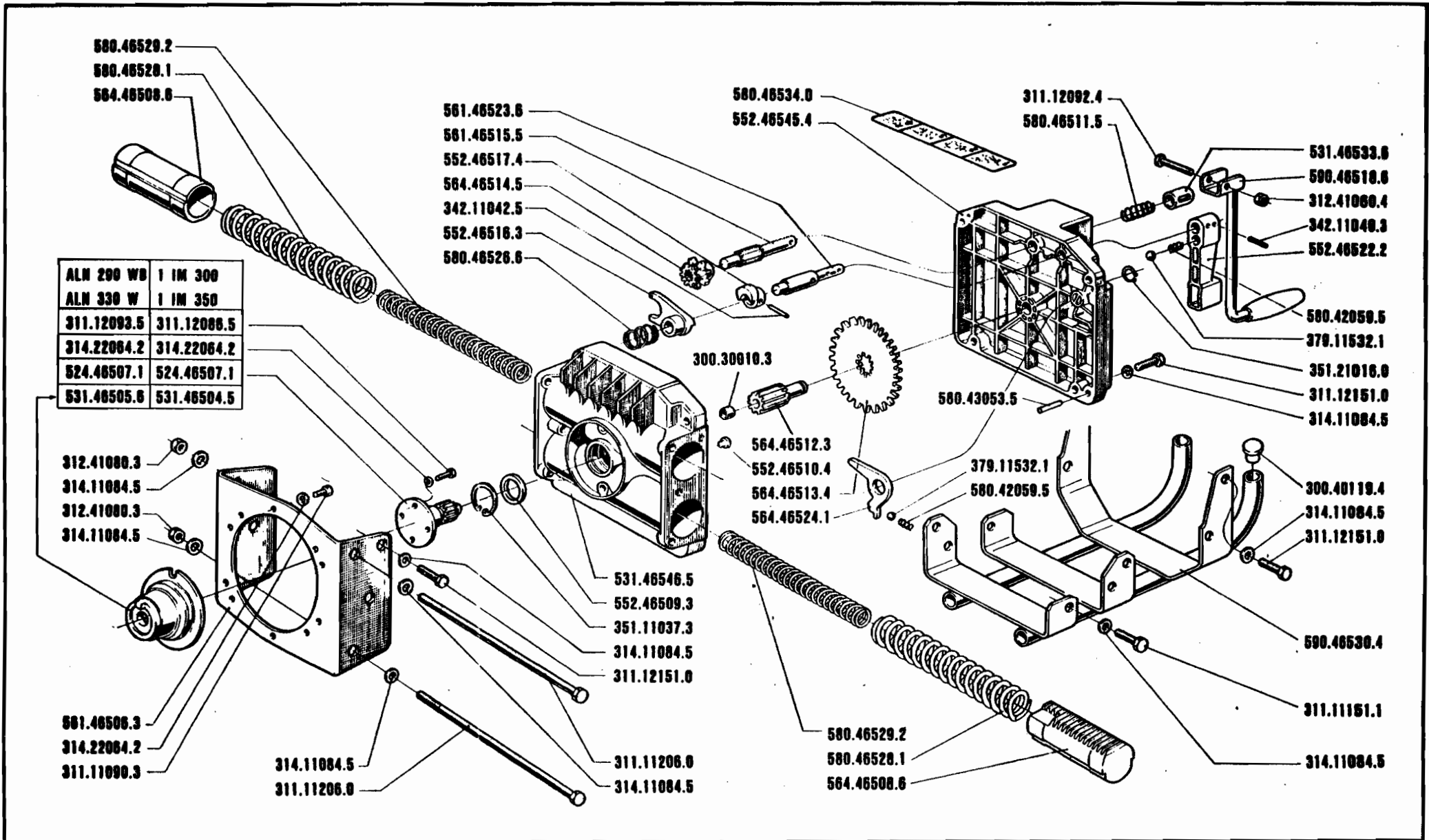


715 - 725
735 - 745

AVIATORE
ARRANQUE
DEMARREUR

STARTER
STARTER

54.01
1-4-1988



715 - 725
735 - 745

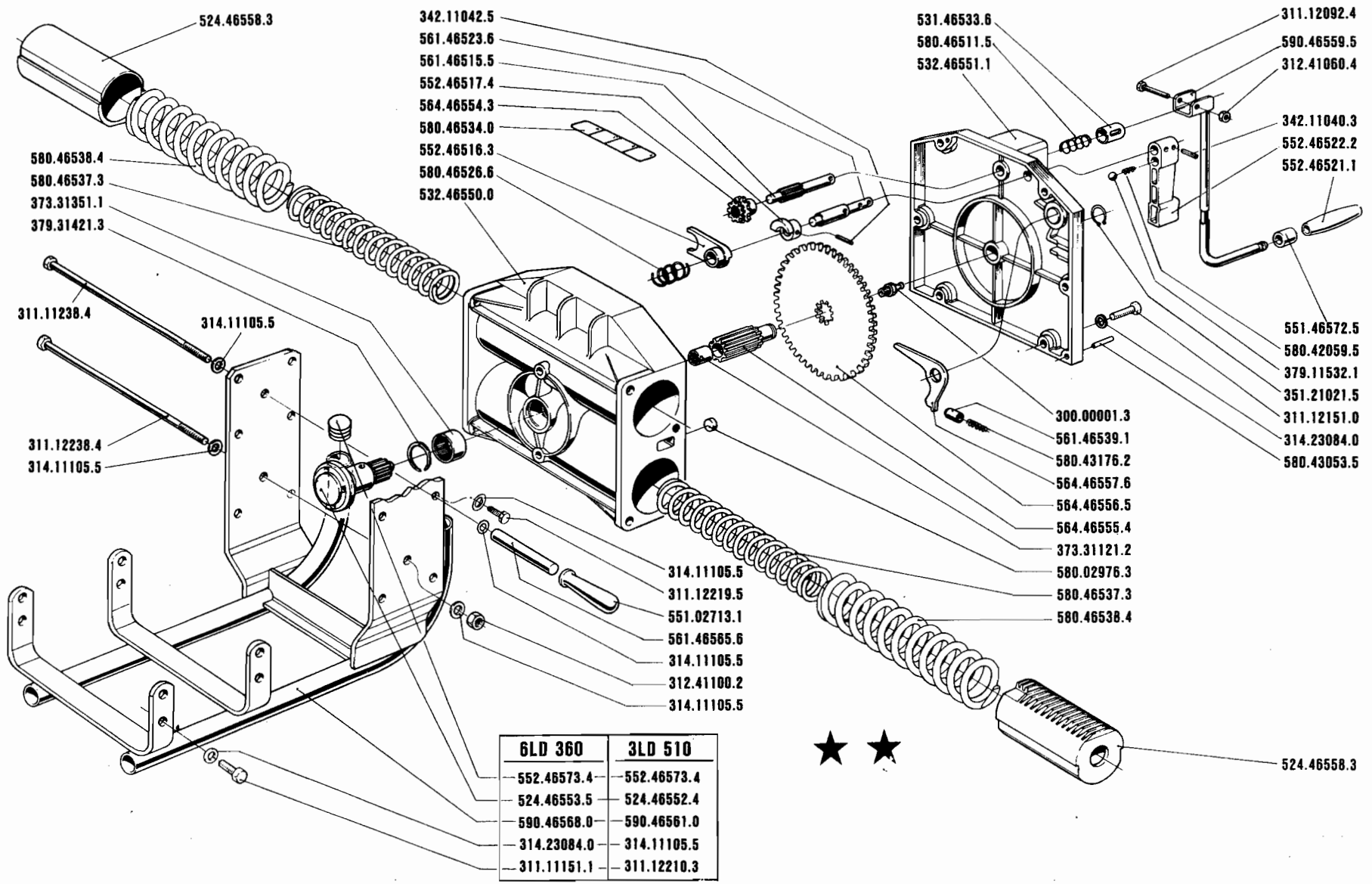
AVVIATORE

ARRANQUE
DEMARREUR

STARTER
STARTER

54.00

1.10.1986



SERIE
700-600

AVVIATORE PER DIESEL

ARRANQUE PARA MOTOR DIESEL
DÉMARREUR POUR MOTEUR DIESEL

STARTER FOR DIESEL ENGINE
STARTER FÜR DIESELMOTOR

55.00

1.04.1989