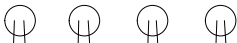
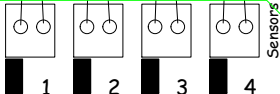


LDR sensors



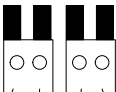
STS I
1.0



Sensors

PULSE SHAPE SELECT SWITCH

TRUSFEED



PULSE 1 PULSE 2 PULSE 3 PULSE 4



IC1



PSU



POWER SUPPLY

Positive Going

Negative Going

Wiring for LDR
Track Sensors