

What is Ecology?


Mini Unit

PREVIEW



Non-Fiction Book (Ages 5+)

Bind these pages into a book or use them as information cards.



Black and white pages are included for children to color their own book.

Scavenger Hunt (Ages 3+)



Use this scavenger hunt as a group activity or print to send home with your student's families. Items to find can be found in most climates and habitats.



Living and Non-living Category Sorting (ages 3+)



This is a category sorting activity for learning the abiotic (not alive) and biotic (alive) factors that influence a biome, ecosystem, and habitat. Sort each onto their respective mats.

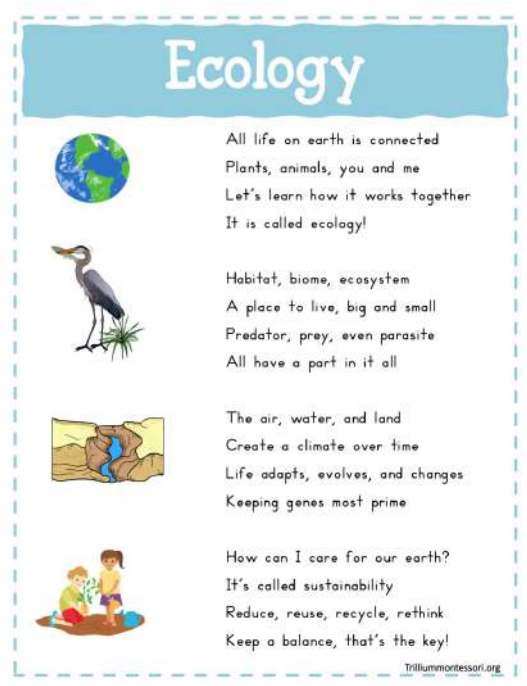
The 7 Rs Poster (Ages 2+)



Print this poster for your classroom and/or send home a copy with your students.

The 7 Rs are a reminder for how each of us can care for the earth with our everyday actions.

Ecology Poem (Ages 4+)



Recite this poem with your children to learn about ecology.

Symbiosis Matching Cards(Ages 4+)



These are sets of organisms that work together in nature in a symbiotic relationship.

Read through the control cards together to learn about the relationships. Children can follow up by matching each photo card to its partner. Use the control cards to check.

The adult can read the sentences for a child not quite ready to read on their own.



Writing or Conversation Prompts (Ages 4+)




Encourage creativity and reflective thinking with these picture prompts. Use these as a conversation starter, or with either a moveable alphabet (for children not yet ready to hold a pencil), or pencil and paper.

To use, choose one photo and read sentence aloud. Model thinking for a minute, and then speak aloud an ending to the thought. If you are writing, slowly write it down, sounding out words aloud as a demonstration.

Invite child to come up with their own answer.

Children who are not yet ready to write can also dictate the “story” to you!

Biome 5-Part Cards (Ages 5+)



5-part cards with photos
3-part cards with clipart
Blacklines are also included

Use for vocabulary development,
matching, reading, and a variety of
other early learning skills.

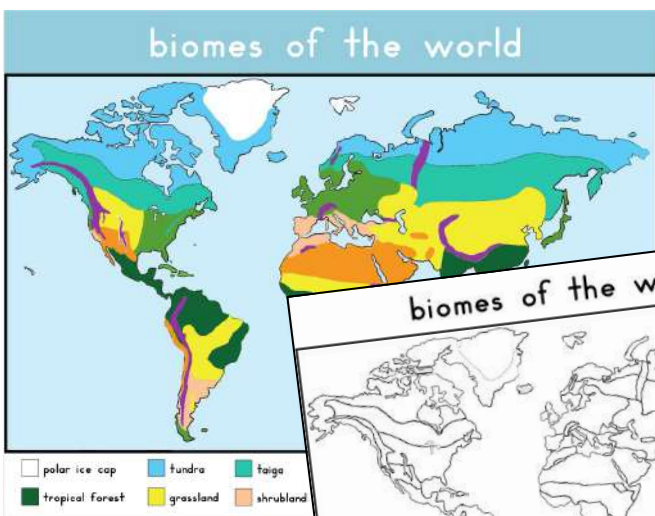


grassland

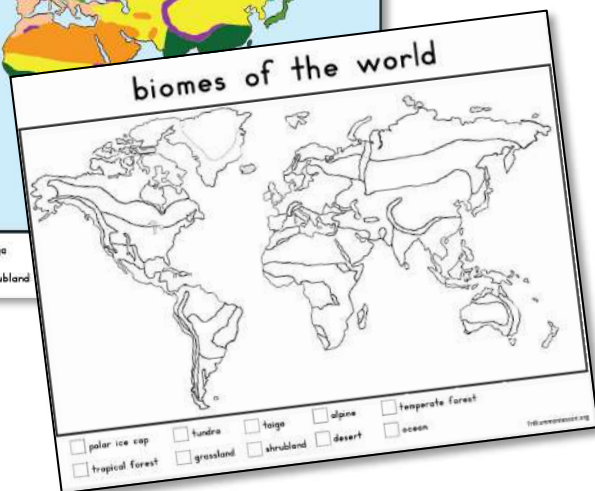


grassland

Biome Map Coloring page (Ages 3+)



Children can color the black and white map
to match the control map of the world's
biomes..



Food Web Group Activity (Ages 5+)



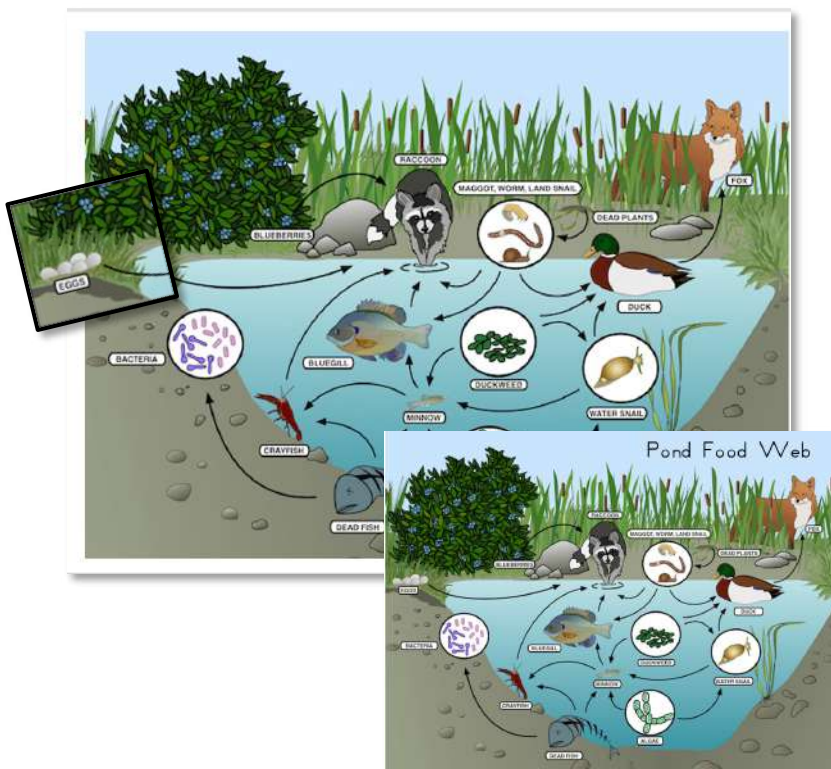
See firsthand how everything is connected!

These cards include plants, animals, and other organisms from a pond food web. To play as a group, each child holds one card. One child reads their card, what it eats and what eats it. Then, that child holds a string to connect to matching cards held by other children.

Example: the “maggot, worm, land snail” card connects to raccoon, bluegill, duck, and dead plants.

Children can follow up with an individual activity by connecting all the cards on a rug or table with short length of string.


Food Web Matching Puzzle (Ages 3+)



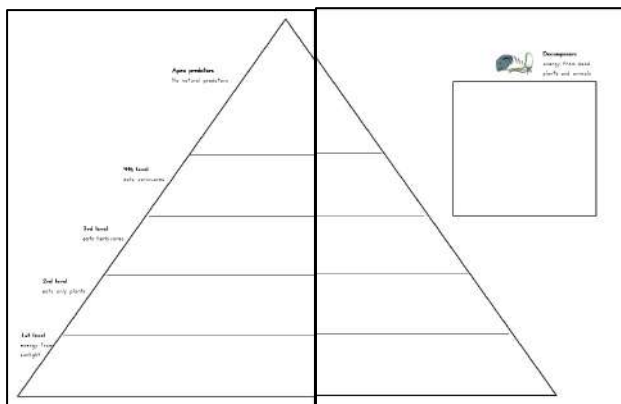
This is a simple puzzle using a pond food web.

Children match the squares to the same image on the large food web print. use the Pond Food Web control chart to check your work, or as an introduction.

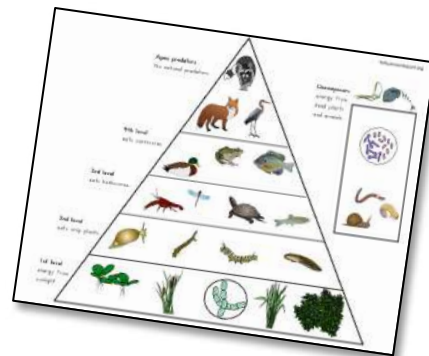
Trophic Level Pyramid (Ages 3+)



Animals in a food web can also be sorted by trophic level. Producers are at the bottom, which are eaten by 2nd level herbivores, which are eaten by 3rd level animals, which are eaten by 4th level animals, which are eaten by apex predators. This pyramid also includes space for decomposers who eat dead plants and animals.




Children can sort the cards onto the blank pyramid and check their work with the control chart.



Let's Compost! Game (Ages 3+)



Here is a simple cooperative board game that can be played with 2-3 children, or as a family at home. Directions for play are included.



Thank you for your purchase!
I hope you find these ideas and resources helpful and engaging.
support@trilliummontessori.org

Terms of Use

| YOU MAY | YOU MAY NOT |
|--|--|
| Use this product for personal use or for your own classroom | Resell this product or copy or modify this product and sell as your own |
| Make multiple copies to use for your own classroom | Make copies to distribute to colleagues or others |
| Save this file to your personal or school computer | Post this file anywhere online or on a shared network where it can be accessed by individuals who have not purchased a license to use it |
| Purchase additional licenses if you would like to give a copy of the file or printouts to colleagues or others | Share this product with others without purchasing additional licenses |

©Seemi Abdullah from TrilliumMontessori.org

All rights reserved. This product is bound by copyright laws. Redistributing, editing, selling, or posting this item or any part thereof is strictly forbidden without the express written permission of the author.

Fonts and Graphics

Fonts and graphics used with permission. Photos from the public domain or used with permission.

