

South America A-Z

Montessori Geography Unit

	
empanadas	futbol

Animal



Carnival
Carnival is an annual festival lasting four days. It is celebrated in many cities in Brazil. Grand parades full of music, dancing and colorful costumes attract millions of people from all over the world.

	The habanero
	The big



South America



A-Z

	Lake District, Chile
	Wetland



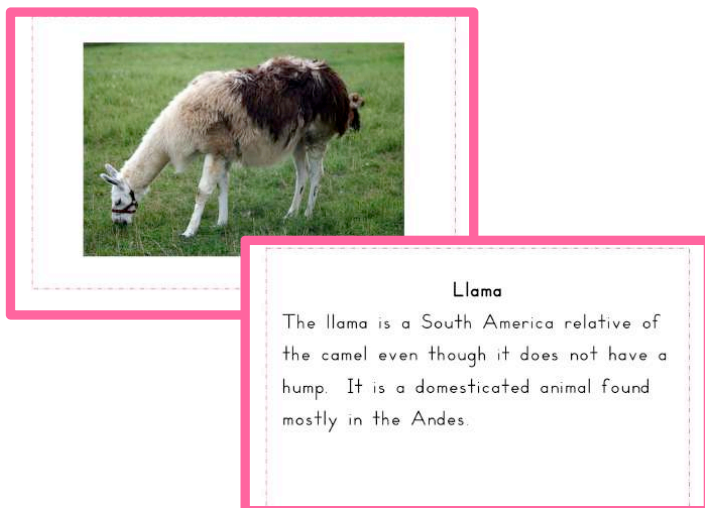
Non-Fiction Book

Each letter of the alphabet is represented by a photograph of an item found on this continent along with a brief description. You may want to bind these cards into a book or keep them separate and introduce them one at a time.



Terms in the book include:

- | | |
|--------------|---------------|
| Andes | Niños |
| Bolivia | Oxygen |
| Carnaval | Poncho |
| Dolphin | Quinoa |
| Empanadas | Rainforest |
| Futbol | Sloth |
| Galapagos | Titicaca |
| Harpy | Uruguay |
| Inca | Vampire Bat |
| Jaguar | Woolly Monkey |
| Kinkajou | Xenops |
| Llama | Yaghan |
| Machu Picchu | Zampona |



You may prefer to print two pages on one sheet of paper and cut apart to make picture and description matching cards. Consult your printer manual for instructions on how to print multiple pages on one sheet. These cards do not have a border. Mount on colored paper if you would like to have a border.


Non-Fiction Book- Alternative

Each letter of the alphabet is represented by a photograph of an item found on this continent along with a brief description. You may want to bind these cards into a book or keep them separate and introduce them one at a time.



Alternative: A-Z Non-Fiction Book with Clipart

A smaller version of the A-Z book is provided with clipart as an alternative to the photos. This is a cheaper printing option.



Extension: A-Z Booklet

Students can use these blacklines to make their own A-Z booklet.

A-Z Matching Cards



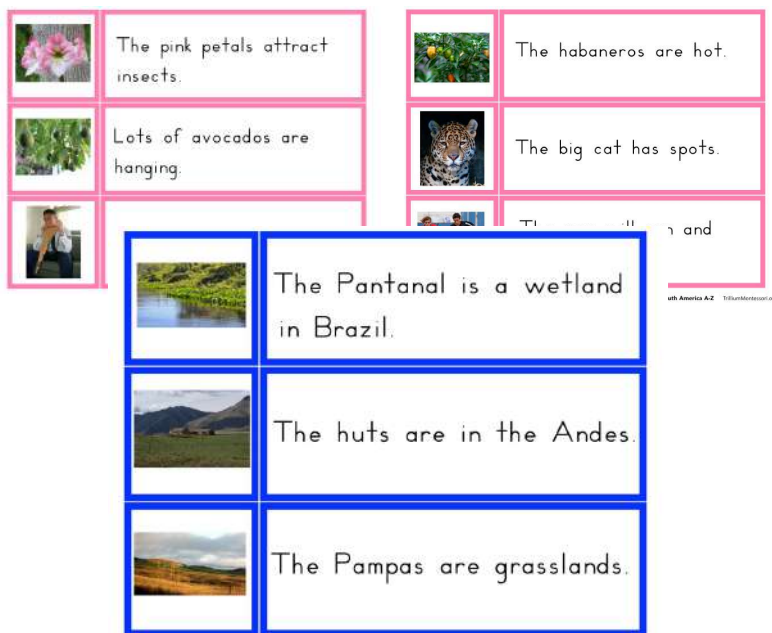
Print two sets to make matching cards.

Cut the labels off one of the sets to make 3-part cards.

Put in alphabetical order or match to letter cards (not included). The photos used are from the A-Z non-fiction book.

Black and white pages are not included for children to color their own book.

Phonetic Reading Sentences



Cut the cards apart. Students can read the sentence strip and find the correct picture. Add a color coding dot on the back as a control of error if desired.

A set with blue borders is also provided to coordinate with your pink-blue-green reading series.

Sorting Living and Non-Living



South America A-Z TrilliumMontessori.org

Compare living and non-living things. Sort the cards into two rows or columns

Sorting Plants and Animals



South America A-Z TrilliumMontessori.org

Compare plants and animals. Sort the cards into two rows or columns.

Parts of a Toco Toucan

Toco toucan

Toco Toucan
The Toco toucan is the largest species of the toucan family. It is found in semi-open spaces in the central and eastern parts of South America. It eats fruit, insects, frogs, and other small animals.

Bill
The bright orange bill, or beak, of the Toco toucan is large but lightweight. The bill is used to pluck and peel or smash fruit. The toucan can control blood flow to the bill and uses this as a way to regulate body temperature.

Plumage
The plumage, or feathers, of the Toco toucan is mostly black and white. Although the toucan spends a lot of time in trees, it is not very good at flying.

Tail
The tail is used to help the toucan balance. Most of the feathers are black but the uppertail coverts (cover-feathers) are white and lower tail coverts are red.

Learn the various parts of a toco toucan using these 3-part cards. Students can make their own booklet using the blackline provided.

Biomes of South America

Tropical Forest

Tropical Forest

Wetland

Wetland

Desert

Grassland

Grassland

Temperate Forest

Mountain

Mountain

Use these Biome 3-part cards to talk about the different types of climates found on this continent.

Use as a jumping off point to discuss the ways people might live in the different biomes.



Trillium Montessori

[COURSES](#) | [FREE RESOURCES](#) | [SHOP](#)



Thank you for your purchase! I hope this resource saves you time and your students find the activities engaging! If you need any assistance, please contact support@trilliummontessori.org and we will help you resolve your issue as quickly as possible.

-Seemi

Copyright and Terms of Use

©Seemi Abdullah from TrilliumMontessori.org

All rights reserved. This product is bound by copyright laws. Redistributing, editing, selling, or posting this item or any part thereof is strictly forbidden without the express written permission of the author.

YOU MAY

- Use this product for personal use or for your own classroom
- Make multiple copies to use for your own classroom
- Save this file to your personal or school computer
- Purchase additional licenses if you would like to give a copy of the file or printouts to colleagues or others

YOU MAY NOT

- Resell this product or copy or modify this product and sell as your own
- Make copies to distribute to colleagues or others
- Post this file anywhere online or on a shared network where it can be accessed by individuals who have not purchased a license to use it
- Share this product with others without purchasing additional licenses

Fonts and Graphics

Fonts and graphics used with permission. Photos from the public domain or used with permission.

