

# PREVIEW

Montessori Style

## Activities for Spring



**Trillium  
Montessori**  
where children blossom...

# April/Spring Montessori Style Activities Pack

## Contents and Instructions

### Activity 1: Spring Question Game



Laminate and cut the cards. Distribute the pictures among a small group of children. Name each picture and talk about it together. Draw a question card and let the children use the clues to identify the correct picture.

### Activity 2: Spring Close-Up Matching



Laminate and cut the cards. This is a slightly advanced matching activity. Line up the picture cards along the top of the rug or table. Pick up a close-up card and see if you can find its match. Place below the picture card. Emphasize left to right and top-to-bottom formatting when laying out the cards.

### Activity 3: Spring Go-Togethers




Laminate and cut the cards. Line up the cards with the green glow border along the top edge of the rug or table. Pick up a random card with a purple glow border and find the card it goes with.

### Activity 4: Spring Rhyming Pictures



Three mats are provided. Lay out the mats and place the rhyming pictures below.

### Activity 5: 0-10 Daffodil Number Cards



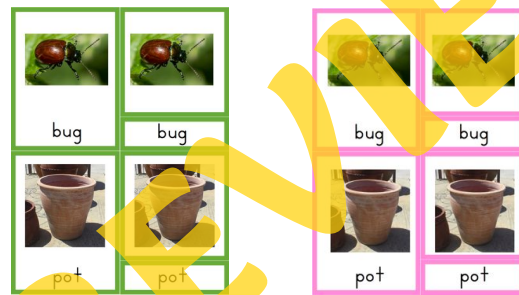
Use these 0-10 number cards for a variety of counting activities. Our favorite use is to put them with the Montessori Numbers and Counters work. Blank cards are also provided if you would like to use them for another activity.

### Activity 6: Initial Sound Sorting



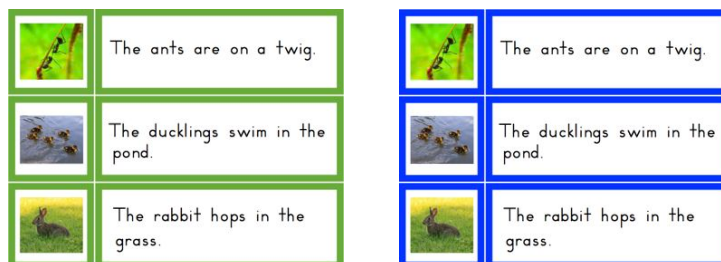
Use these cards with letters from the Movable Alphabet or Magnetic Letters. Printable letters are also provided if you prefer those.

### Activity 7: Phonetic Reading CVC 3-Part Cards



Laminate and cut the cards as shown. Line up the picture-only cards. Read the word labels and match to the picture. Use the Picture+Word cards to check work. These cards come with a green border to coordinate with your seasonal work, and a pink border to coordinate with your Pink Series Reading work if you use that color scheme.

### Activity 8: Phonetic Reading Sentences




These sentences are phonetically decodable. They contain blends and the sight words “the” “have” “are”. Two color border options are provided. You do not need to print both sets.

### Activity 9: Spring Living and Non-Living Sorting



Laminate and cut. Sort the cards into two rows or columns.

### Activity 10: Spring Plant and Animal Sorting



Laminate and cut. Sort the cards into two rows or columns.