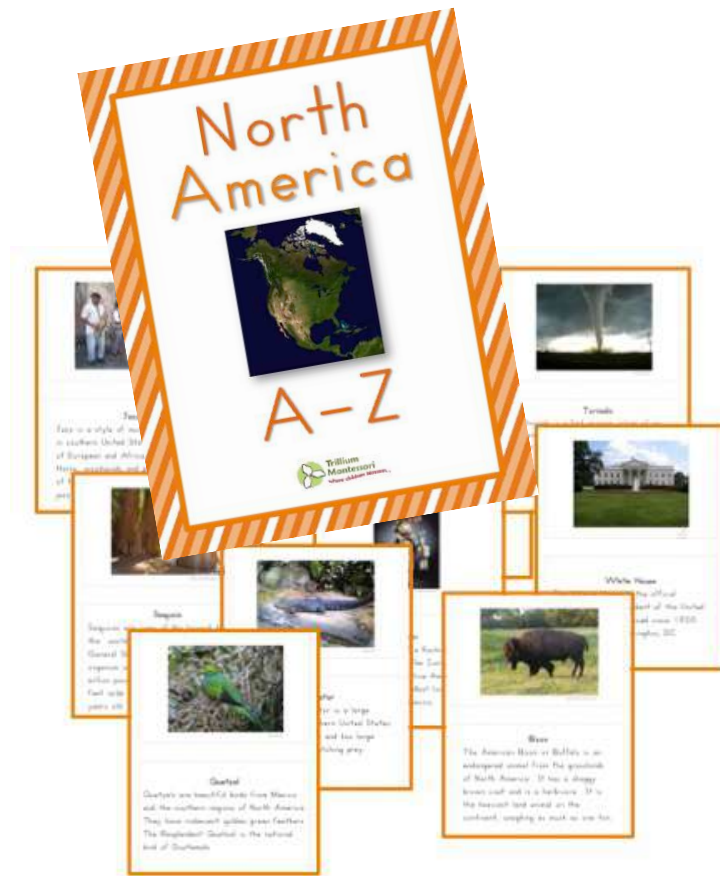


North America A-Z Montessori Geography Unit



Non-Fiction Book

Each letter of the alphabet is represented by a photograph of an item found on this continent along with a brief description. You may want to bind these cards into a book or keep them separate and introduce them one at a time.



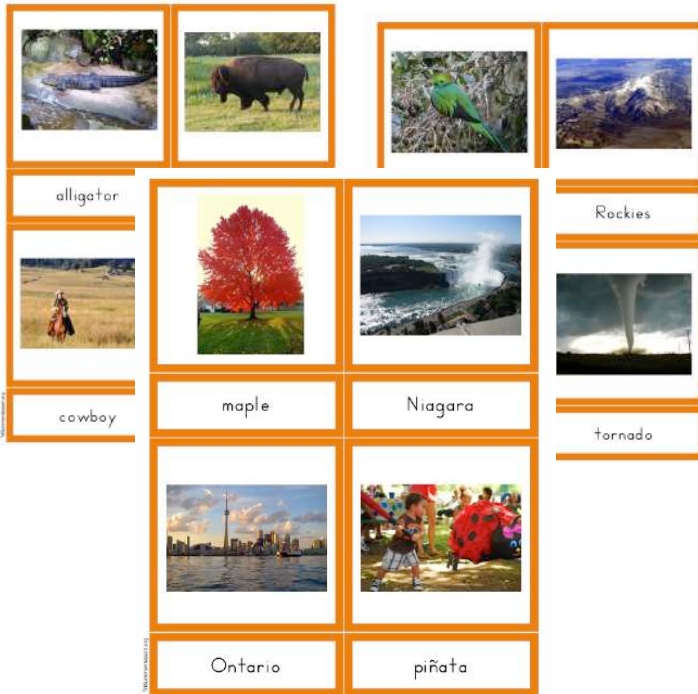
Terms in the book include:

Alligator	Niagara
Bison	Ontario
Cowboy	Pinata
Dreamcatcher	Quetzal
Everglades	Rockies
Finger Lakes	Sequoia
Grand Canyon	Tornado
Hockey	Umpire
Immigrants	Vancouver
Jazz	White House
Kayak	Xocotl
Lobster	Yukon
Maple	Zuni



You may prefer to print two pages on one sheet of paper and cut apart to make picture and description matching cards. Consult your printer manual for instructions on how to print multiple pages on one sheet. These cards do not have a border. Mount on colored paper if you would like to have a border.

A-Z Matching Cards



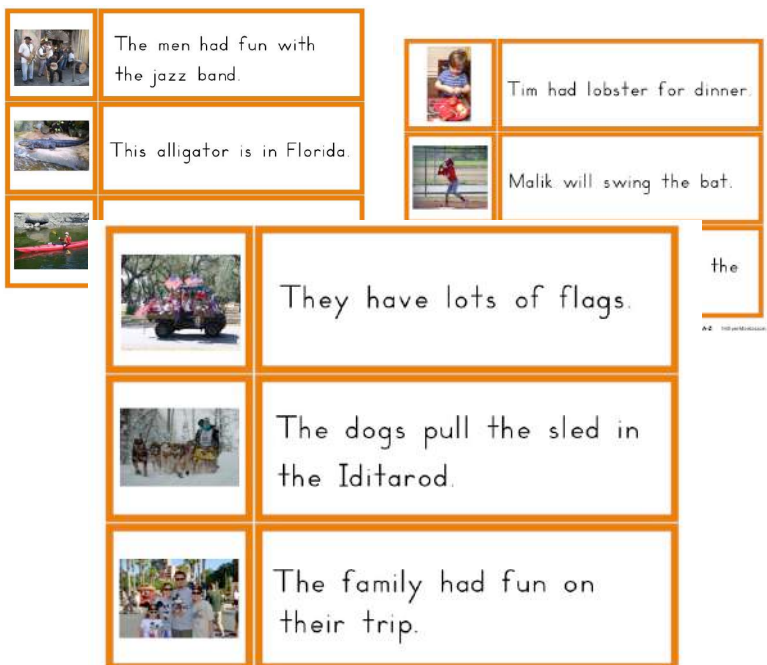
Print two sets to make matching cards.

Cut the labels off one of the sets to make 3-part cards.

Put in alphabetical order or match to letter cards (not included). The photos used are from the A-Z non-fiction book.

Black and white pages are not included for children to color their own book.

Phonetic Reading Sentences



Cut the cards apart. Students can read the sentence strip and find the correct picture. Add a color coding dot on the back as a control of error if desired.

A set with blue borders is also provided to coordinate with your pink-blue-green reading series.

Sorting Living and Non-Living



North America A-Z TrilliumMontessori.org

Compare living and non-living things. Sort the cards into two rows or columns

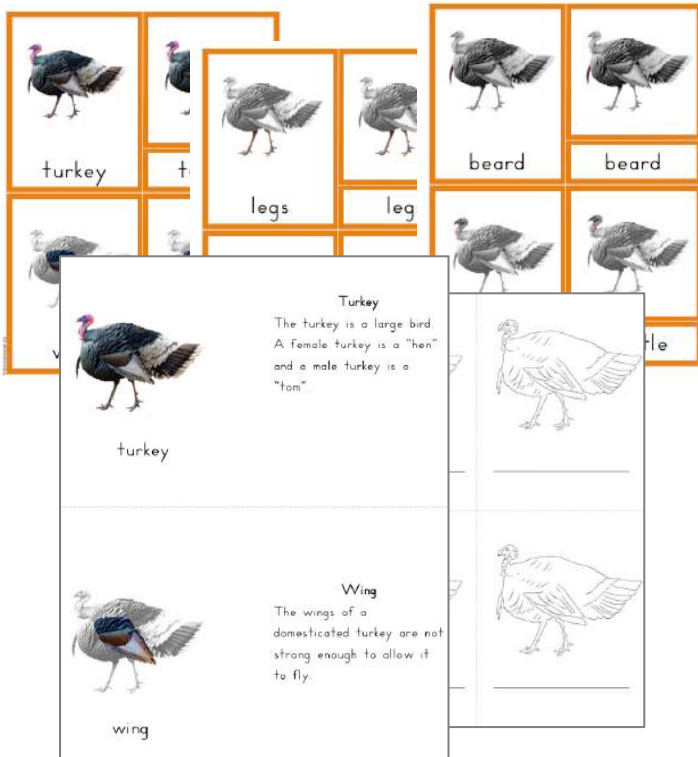
Sorting Plants and Animals



North America A-Z TrilliumMontessori.org

Compare plants and animals. Sort the cards into two rows or columns.

Parts of a Turkey



Learn the various parts of a turkey using these 3-part cards. Students can make their own booklet using the blackline provided.

Biomes of North America



Use these Biome 3-part cards to talk about the different types of climates found on this continent.

Use as a jumping off point to discuss the ways people might live in the different biomes.



Trillium Montessori

[COURSES](#) | [FREE RESOURCES](#) | [SHOP](#)



Thank you for your purchase! I hope this resource saves you time and your students find the activities engaging! If you need any assistance, please contact support@trilliummontessori.org and we will help you resolve your issue as quickly as possible.

-Seemi

Copyright and Terms of Use

©Seemi Abdullah from TrilliumMontessori.org

All rights reserved. This product is bound by copyright laws. Redistributing, editing, selling, or posting this item or any part thereof is strictly forbidden without the express written permission of the author.

YOU MAY

- Use this product for personal use or for your own classroom
- Make multiple copies to use for your own classroom
- Save this file to your personal or school computer
- Purchase additional licenses if you would like to give a copy of the file or printouts to colleagues or others

YOU MAY NOT

- Resell this product or copy or modify this product and sell as your own
- Make copies to distribute to colleagues or others
- Post this file anywhere online or on a shared network where it can be accessed by individuals who have not purchased a license to use it
- Share this product with others without purchasing additional licenses

Fonts and Graphics

Fonts and graphics used with permission. Photos from the public domain or used with permission.

