

PREVIEW

The Human Body Mini Unit



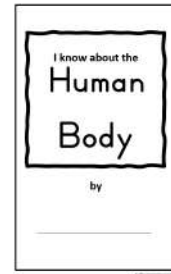
Non-Fiction Book (Ages 5+)

Bind these pages into a book, or use them as information cards.




Terms in the book include:
Human, Skin, Lungs, Stomach, Bones, Blood, Brain, Muscles, Senses

Black and white pages are included for children to color their own book.



Color Match and Grade (Ages 4+)



Human skin comes in all shades of brown! Print two of these color block cards to match by exact shade. Grade these from light to dark for extra challenge.

Matching Pictures (Ages 3+)




These are examples of some amazing things the human body can do! To play, print two copies of the cards to create a matching activity. You may also want to simply display them in your art area for some art inspiration, or to inspire conversations.



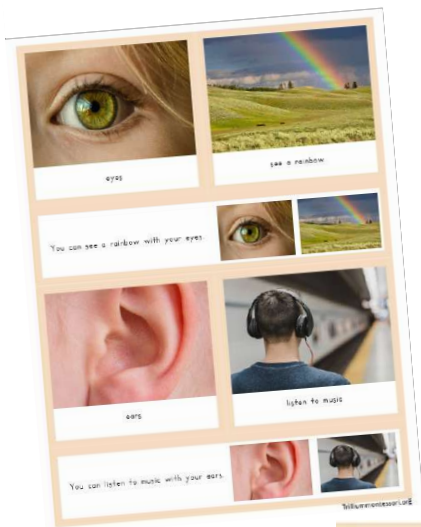
Action Commands (Ages 3+)



Get moving with these body part action cards! Each command has a photo prompt and a short action like “bend your elbow” or “stomp your foot”.



5 Senses Matching Cards(Ages 4+)



Humans have five main senses that help us understand the world around us.

Read through the control cards together to learn about the relationships. Children can follow up by matching each photo card to its partner. Use the control cards to check.

The adult can read the sentences for a child not quite ready to read on their own.



Writing or Conversation Prompts (Ages 4+)



Encourage creativity and reflective thinking with these picture prompts. Use these as a conversation starter, or with either a moveable alphabet (for children not yet ready to hold a pencil), or pencil and paper.



To use, choose one photo and read sentence aloud. Model thinking for a minute, and then speak aloud an ending to the thought. If you are writing, slowly write it down, sounding out words aloud as a demonstration.

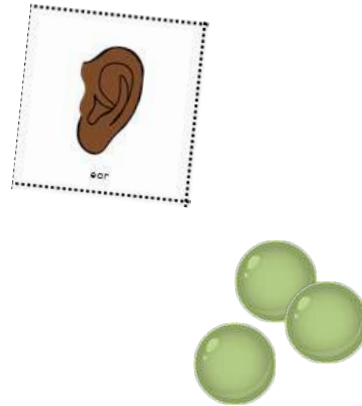
Invite the child to come up with her own answer. Children who are not yet ready to write can also dictate the “story” to you.



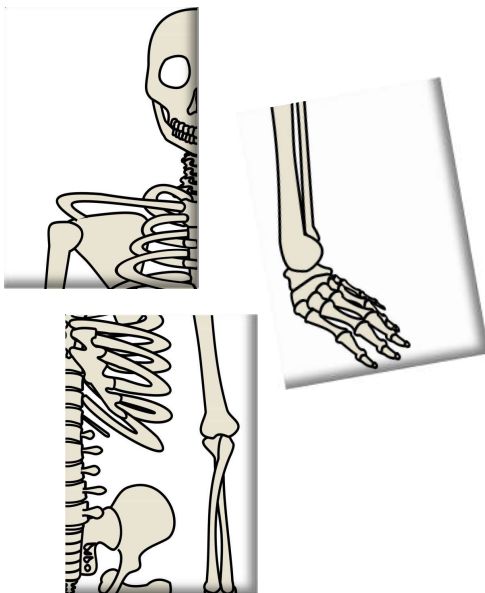
Bingo Game (Ages 3+)



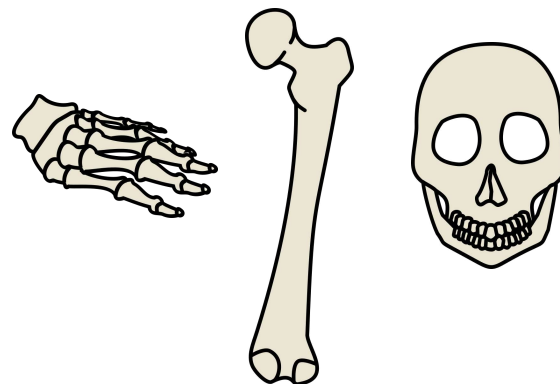
This Body Parts bingo game is for 2-4 players. Take turns choosing a picture calling card or have one person read the body part name aloud for extra challenge!



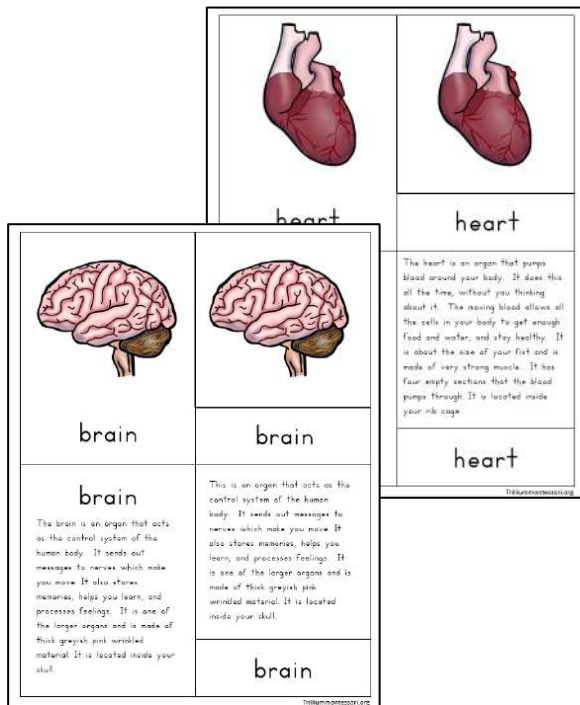
Floor Puzzle (Ages 3+)



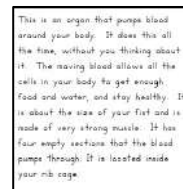
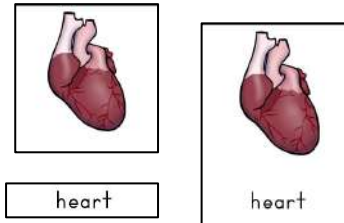
Use this printable floor puzzle to learn about the human skeleton. A completed skeleton picture is included to use as a simple 8 piece puzzle, or as a control chart. Print and cut the individual bones for a harder puzzle.



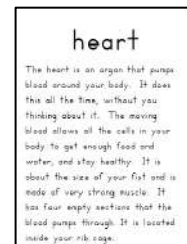
Internal Organs 5-Part Cards (Ages 5+)



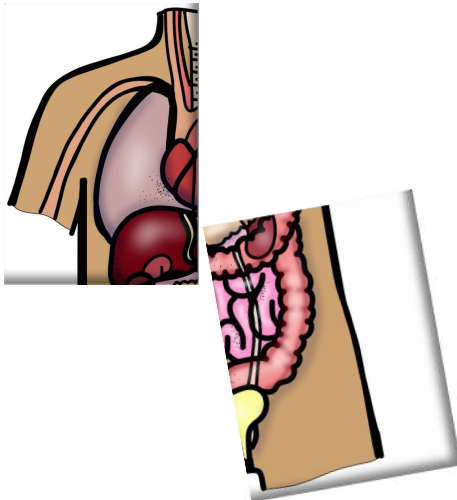
Use these 5-part cards for vocabulary development, matching, reading, and a variety of other early learning skills.



heart

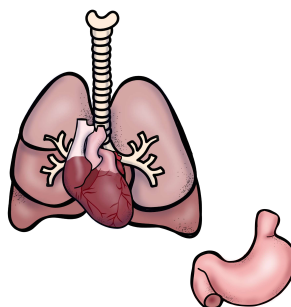


Life Size Organ Map (Ages 4+)



Another fun life-sized activity to learn about the human body! Use this as a puzzle, or make a paper apron to “wear” with the completed organ map.

Print the large 4 page organ map as a control chart, or as a simple puzzle.



Thank you for your purchase!
I hope you find these ideas and resources helpful and engaging.
support@trilliummontessori.org

Terms of Use

YOU MAY	YOU MAY NOT
Use this product for personal use or for your own classroom	Resell this product or copy or modify this product and sell as your own
Make multiple copies to use for your own classroom	Make copies to distribute to colleagues or others
Save this file to your personal or school computer	Post this file anywhere online or on a shared network where it can be accessed by individuals who have not purchased a license to use it
Purchase additional licenses if you would like to give a copy of the file or printouts to colleagues or others	Share this product with others without purchasing additional licenses

©Seemi Abdullah from TrilliumMontessori.org

All rights reserved. This product is bound by copyright laws. Redistributing, editing, selling, or posting this item or any part thereof is strictly forbidden without the express written permission of the author.

Fonts and Graphics

Fonts and graphics used with permission. Photos from the public domain or used with permission.

