



Holiday Treats Literacy Pack




Upper and Lower Case Letter Matching



Line up the upper case cards, find the matching lower case card and place below/next to it.



Initial Letter Sound Clip Cards



Use clips or clothespins to clip the correct initial letter. You may want to write the correct letter on the back of the card for self-checking.

Extension: Record your work on the recording sheet. Color the picture and circle the correct letter.

3 Part Phonetic Reading Cards



Cut out the cards. Line up the picture-only cards. Read the word labels and match to the picture. Use the Picture and Word cards to check work.

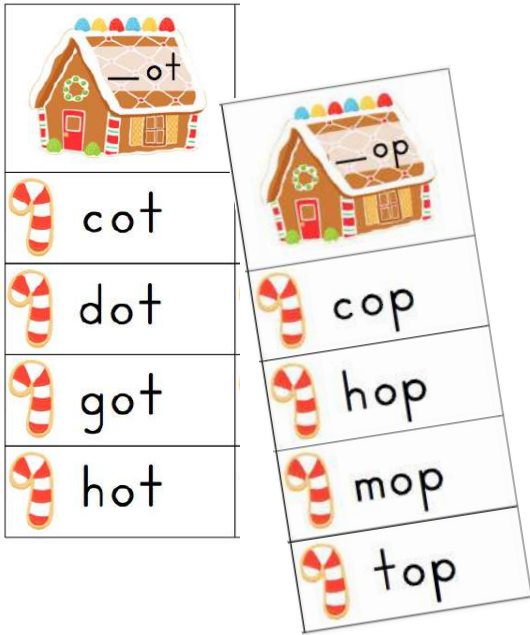
These cards come with a red border to coordinate with your seasonal work, and a pink border to coordinate with your Pink Series Reading work if you use that color scheme. You do not need to print both sets.

Composition Paper



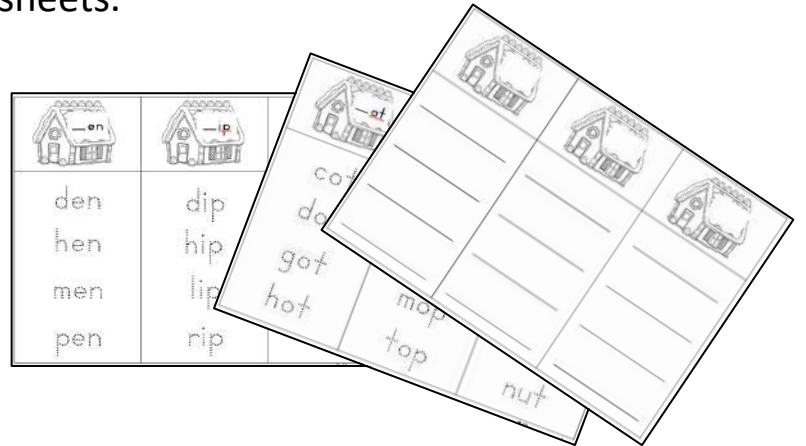
Use the story paper as writing prompts to compose sentences and stories. You may want to start composing the story with the Movable Alphabet or letter tiles first. Non-writers can dictate a story.

CVC Word Families



Laminate and cut the cards. You may want to leave them as lists or cut apart to make a sorting activity. You may want to print on pink card stock to coordinate with your Pink Series Reading work.

Extension: Write the words on the recording sheets.





Trillium Montessori

[COURSES](#) | [FREE RESOURCES](#) | [SHOP](#)



Thank you for your purchase! I hope this resource saves you time and your students find the activities engaging! If you need any assistance, please contact support@trilliummontessori.org and we will help you resolve your issue as quickly as possible.

-Seemi

Copyright and Terms of Use

©Seemi Abdullah from TrilliumMontessori.org

All rights reserved. This product is bound by copyright laws. Redistributing, editing, selling, or posting this item or any part thereof is strictly forbidden without the express written permission of the author.

YOU MAY

- Use this product for personal use or for your own classroom
- Make multiple copies to use for your own classroom
- Save this file to your personal or school computer
- Purchase additional licenses if you would like to give a copy of the file or printouts to colleagues or others

YOU MAY NOT

- Resell this product or copy or modify this product and sell as your own
- Make copies to distribute to colleagues or others
- Post this file anywhere online or on a shared network where it can be accessed by individuals who have not purchased a license to use it
- Share this product with others without purchasing additional licenses

Fonts and Graphics

Fonts and graphics used with permission. Photos from the public domain or used with permission.

