

December Montessori Style Activities



Close Up Matching



This is a slightly advanced matching activity. Line up the picture cards along the top of the rug or table. Pick up a close-up card and see if you can find its match. Place below the picture card.

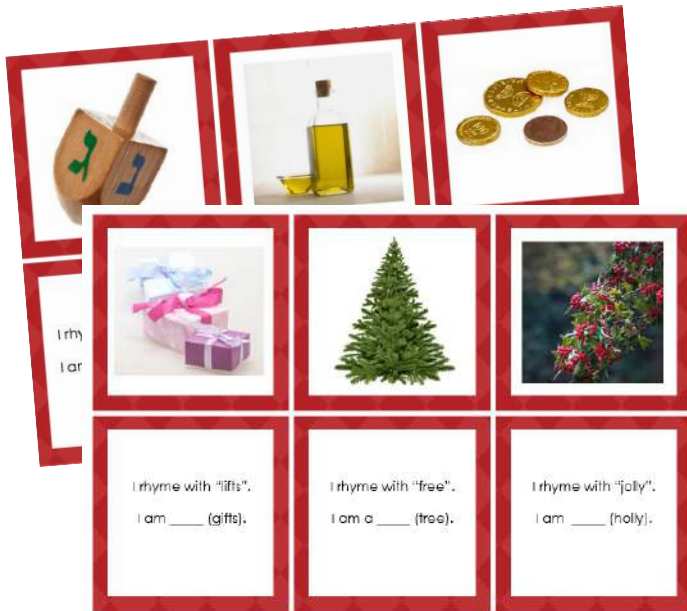
Emphasize left to right and top-to-bottom formatting when laying out the cards.

Go-Together Matching



Line up one set of picture cards along the top edge of the rug or table. Pick up a random card with a grey border and find the card it goes with.


Rhyming Riddles



I absolutely love Rhyming Riddles as a beginning rhyming activity. Line up the picture cards and name each image to ensure that the child knows what it is.

Read a riddle card and have the child complete the rhyme. If they can't, offer a clue by saying the first sound (this is called the onset) and have them complete the word (the rest of the word is called the rime). If the child's ear is not ready for rhyming yet, you can provide the rhyming word. For example: "I rhyme with free. I am a tree. Free, tree. They rhyme." Using this vocabulary is a simple way to introduce the concept of rhyming.


0-10 Number Cards



Use these 0-10 number cards for a variety of counting activities. Our favorite use is to put them with the Montessori Numbers and Counters work.

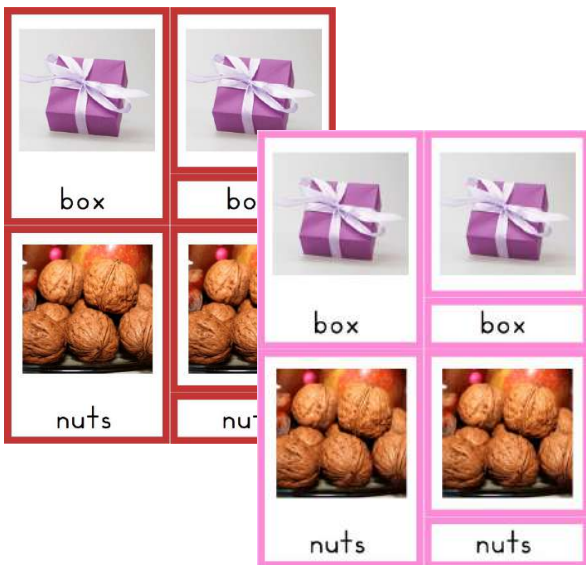
Blank cards are also provided if you would like to use them for another activity.

Initial Sound Sorting



Use these cards with sandpaper letters or letters from the Movable Alphabet or Magnetic Letters. Printable letters are also provided if you prefer those.

Phonetic Reading CVC 3-Part Cards



Line up the picture-only cards. Read the word labels and match to the picture. Use the Picture+Word cards to check work.


These cards come with a red border to coordinate with your seasonal work, and a pink border to coordinate with your Pink Series Reading work if you use that color scheme. You only need to print one set.

Living and Non-Living Sorting



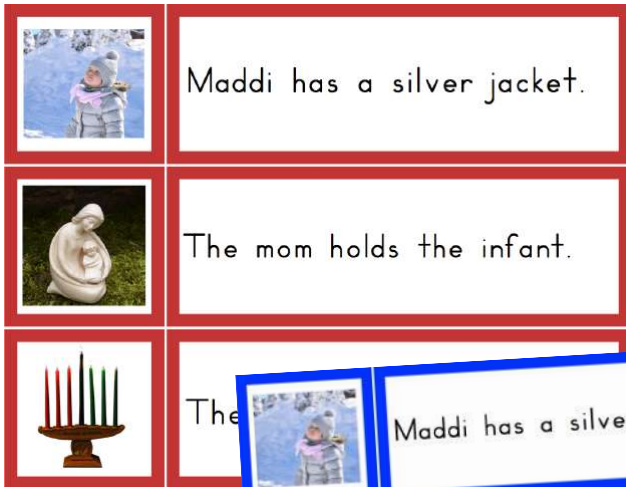
Cut apart and sort into two columns or rows.

Plant and Animal Sorting



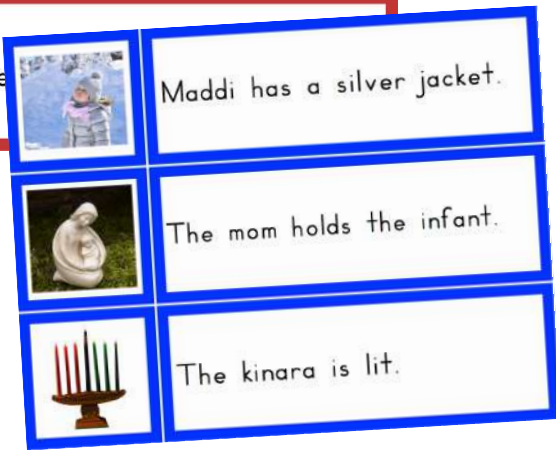
Cut apart and sort into two columns or rows.

Phonetic Reading Sentences



These sentences are phonetically decodable. They contain blends and the sight words "the" "have" "are".

Two color border options are provided. You do not need to print both sets.





Trillium Montessori

[COURSES](#) | [FREE RESOURCES](#) | [SHOP](#)



Thank you for your purchase! I hope this resource saves you time and your students find the activities engaging! If you need any assistance, please contact support@trilliummontessori.org and we will help you resolve your issue as quickly as possible.

-Seemi

Copyright and Terms of Use

©Seemi Abdullah from TrilliumMontessori.org

All rights reserved. This product is bound by copyright laws. Redistributing, editing, selling, or posting this item or any part thereof is strictly forbidden without the express written permission of the author.

YOU MAY

- Use this product for personal use or for your own classroom
- Make multiple copies to use for your own classroom
- Save this file to your personal or school computer
- Purchase additional licenses if you would like to give a copy of the file or printouts to colleagues or others

YOU MAY NOT

- Resell this product or copy or modify this product and sell as your own
- Make copies to distribute to colleagues or others
- Post this file anywhere online or on a shared network where it can be accessed by individuals who have not purchased a license to use it
- Share this product with others without purchasing additional licenses

Fonts and Graphics

Fonts and graphics used with permission. Photos from the public domain or used with permission.

