

Bugs!
Montessori Style
Literacy Centers

Trillium Montessori
where children blossom...

Bug Shyness Labels

Trillium Montessori
where children blossom...

Buzz!! ACVC Words Game

fen red jet
peg bed web
map leg dog
mom
cup
bus

Buzzy Phase-In Sentences

I see red and I have spots.
I buzz from Mexico to Mexico.
I can see and I can fly.
I can see!
I go to Mexico in winter.

Trillium Montessori
where children blossom...

Bugs!
Montessori Style
Math Centers

Trillium Montessori
where children blossom...

Counting Ladybugs

0
1 2 3 4 10 11 12
5 6 7 8 14 15 16
17 18 19 20

Which is Greater?

Trillium Montessori
where children blossom...

Bugs! Bugs! Bugs!

Montessori Style
Literacy, Math, and Science Centers

Bugs!
Montessori Style
Science Centers

Trillium Montessori
where children blossom...

3-part Cards

Labelled diagrams

Parts of a butterfly

Comparing bugs

Trillium Montessori
where children blossom...

January

February

BONUS!!
Classroom Calendar Set

31

1 2 3
7 4 5 6
10 11 12

2013

20 **Today's Date**

Today's Weather



Bugs!

Montessori Style
Literacy Centers

Bug Rhyming Riddles



I rhyme with ants
I am a _____
I eat _____

I rhyme with tickle
I am a _____
I can _____

I rhyme with spider
I am a _____
I spin _____

Instructions
Use the picture cards and the word cards to make a rhyme.
Have the rhyming words at the end of the line to get the most of the rhyming words.
This is a great way to practice your rhyming skills.

I rhyme with pick
I am a _____
I _____

I rhyme with me
I am a _____
I _____

I rhyme with bug
I am a _____
I _____

I rhyme with part
I am a _____
I _____



ten red jet
peg bed web

mop log dog
mom
cup
bus



Trillium Montessori
where children blossom...

Buzz!! A CVC Words Game

Write the following words on a cardstock, laminate and cut. Mix and pair for play. You have playing cards and are making it. Always follow the rules. You cannot use it. Use the rules. You have a bug and you can't use it. You can't use it. You can't use it.

Buzz!! Buzz!! Buzz!!
Buzz!! Buzz!! Buzz!!
cat hat bag
fan map jam

Buggy Phonetic Sentences

Read the sentence and write it on a cardstock. Use the picture cards to make a rhyme. Use the picture cards to make a rhyme. Use the picture cards to make a rhyme.



I go to Mexico in winter.

I am red and I have spots.

I buzz from blossom to blossom.
be a pet!

and jump.

an insect.
stink bug.

live in an ant hill.

flutter.

Counting Ladybugs

0

1 2 3 4 10 11 12

5 6 7 8 14 15 16

17 18 19 20

Red-e De-Ladybug



Red-e De-Ladybug



Bugs!

Montessori Style
Math Centers

Trillium Montessori
where children blossom.

Red-e De-Ladybug Math

Use the ladybugs to help you solve the problems. Write the number in the box.

1	+	1	=	
2	+	1	=	
3	+	1	=	
4	+	1	=	
5	+	1	=	
6	+	1	=	
7	+	1	=	
8	+	1	=	
9	+	1	=	
10	+	1	=	
11	+	1	=	
12	+	1	=	
13	+	1	=	
14	+	1	=	
15	+	1	=	
16	+	1	=	
17	+	1	=	
18	+	1	=	
19	+	1	=	
20	+	1	=	

Which is Greater?

1	2	3	4	5	6	7	8	9	10
11	12	13	14	15	16	17	18	19	20
21	22	23	24	25	26	27	28	29	30
31	32	33	34	35	36	37	38	39	40
41	42	43	44	45	46	47	48	49	50
51	52	53	54	55	56	57	58	59	60
61	62	63	64	65	66	67	68	69	70
71	72	73	74	75	76	77	78	79	80
81	82	83	84	85	86	87	88	89	90
91	92	93	94	95	96	97	98	99	100

Insect 3-Part Cards

Montessori 3-Part Cards are a wonderful tool for teaching children about insects. They are designed to be used in a variety of ways, including matching, naming, and classification. The cards are made of sturdy cardstock and are easy to handle. They are a great addition to any Montessori classroom or home.

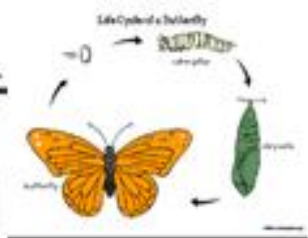
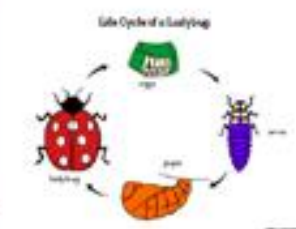
mosquito mosquito

butterfly butterfly

cockroach cockroach

bee bee

ladybug ladybug



firefly fi

grasshopper grasshopper

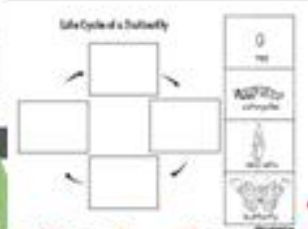
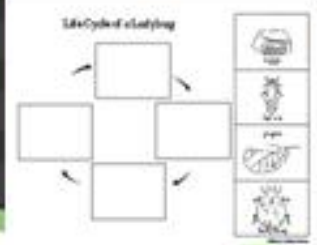
fly fly

Bugs!

Montessori Style
Science Centers



Trillium Montessori
where children blossom...



Insects **Not Insects**

Comparing Bugs

head head

thorax thorax

butterfly butterfly

butterfly butterfly

abdomen

legs legs

wings

wings

antennae

Parts of a Butterfly 3-Part Cards

These cards are designed to help children learn the parts of a butterfly. They are made of sturdy cardstock and are easy to handle. They are a great addition to any Montessori classroom or home.

© 2013 Trillium Montessori. All rights reserved. This is a copyrighted work. For more information, please visit our website at www.trilliummontessori.com.

January

February

Blank red-bordered box with a green pea illustration.

Blank red-bordered box with a green pea illustration.

Red-bordered box with three horizontal lines for writing, featuring a green pea illustration.

Red-bordered box with three horizontal lines for writing, featuring a green pea illustration.

BONUS!!

Classroom Calendar

Set

31

7

10

1

2

3

4

5

6

11

12

2013

20

Today's Date

Today's Weather