

PREVIEW

Antarctica A-Z

Montessori Style Activities



**Trillium
Montessori**
where children blossom...




Antarctica A-Z

Montessori Style Activities Pack

Contents and Suggestions for Use


Activity 1: Antarctica A-Z Non-Fiction Book




Each letter of the alphabet is represented by a photograph of an item found in Antarctica along with a brief description. You may want to bind these cards into a book or keep them separate and introduce them one at a time.



You may prefer to print two pages on one sheet of paper and cut apart to make picture and description matching cards. Consult your printer manual for instructions on how to print multiple pages on one sheet. These cards do not have a border. Mount on colored paper if you would like to have a border.



Activity 2: Antarctica A-Z Matching Cards



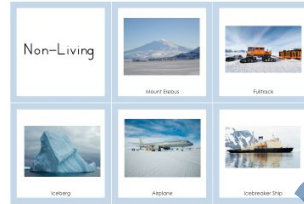
Print two sets to make matching cards. Cut the labels off one of the sets to make 3-part cards. Put in alphabetical order or match to letter cards (not included). The photos used are from the A-Z non-fiction book.

Activity 3: Reading Sentences




Cut the cards apart. Students can read the sentence strip and find the correct picture. Add a color coding dot on the back as a control of error if desired. A set with blue borders is also provided to coordinate with your pink-blue-green reading series.

Activity 4: Sorting Living and Non-Living



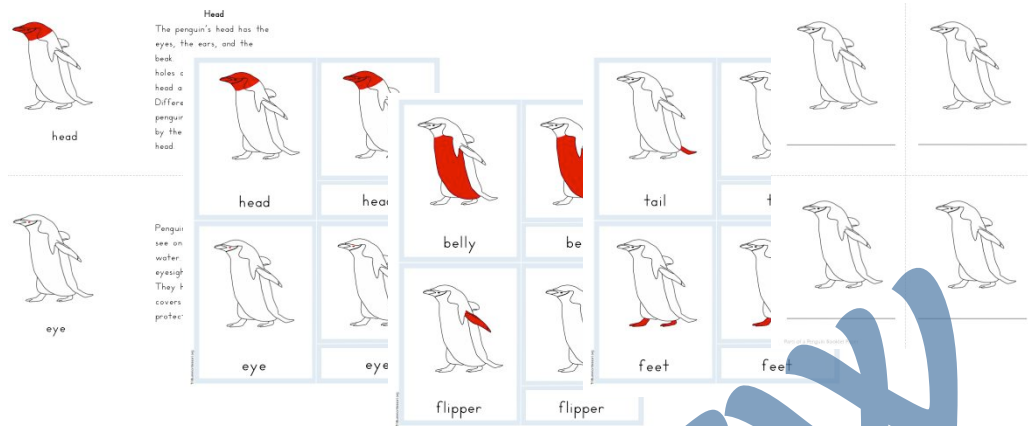
Compare living and non-living things. Sort the cards into two rows or columns.

Activity 5: Sorting Plant and Animal



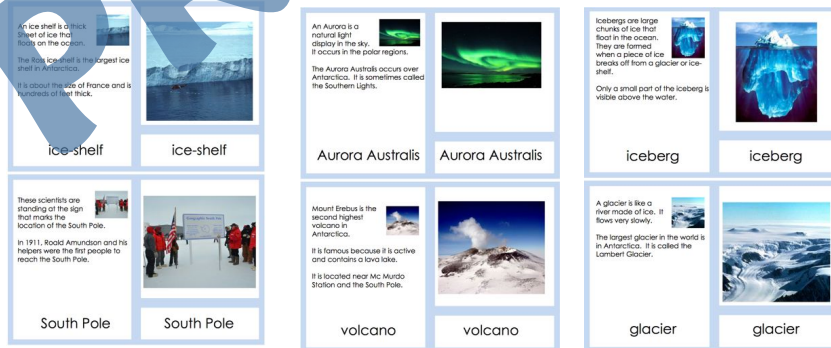
Compare plants and animals. Sort the cards into two rows or columns.

Activity 6: Parts of a Penguin



Learn the various parts of a penguin using these 3-part cards. Students can make their own booklet using the blackline provided.

Activity 7: Physical Features of Antarctica



Use these cards as a matching exercise and to learn about some of the physical features of Antarctica.

Thank you for your purchase!

If you are unhappy with anything, please email me at TpT@trilliummontessori.org and I will do my best to make things right.

If you find this product useful, I would appreciate [feedback](#) and a rating. Follow me on [Teachers Pay Teachers](#) to be the first to hear about new products. (I post freebies more often than paid products!)

Trillium Montessori

Come visit me on my [blog](#) for preschool-kindergarten and Montessori ideas. Sign up for blog updates via email for special offers and freebies available only to blog followers!

<http://trilliummontessori.org/trillium-blog/>

Looking for more Trillium Montessori stuff? Follow these links to find us around the web!

[Vimeo](#) [Pinterest](#) [Facebook](#) [Twitter](#) [Google+](#) [YouTube](#)
[Teachers Pay Teachers Store](#)

Copyright

All rights reserved. This product is bound by copyright laws. Redistributing, editing, selling, or posting this item or any part thereof is strictly forbidden without the express written permission of the author. This product is licensed for **single use**. You may make copies for your personal use. Additional licenses may be purchased for use in multiple classrooms.

©Trillium Montessori, 2014

Credits

Some Graphics Provided By



[Zip-A Dee-Doo-Dah Designs](#)
[Dancing Crayon Designs](#)