

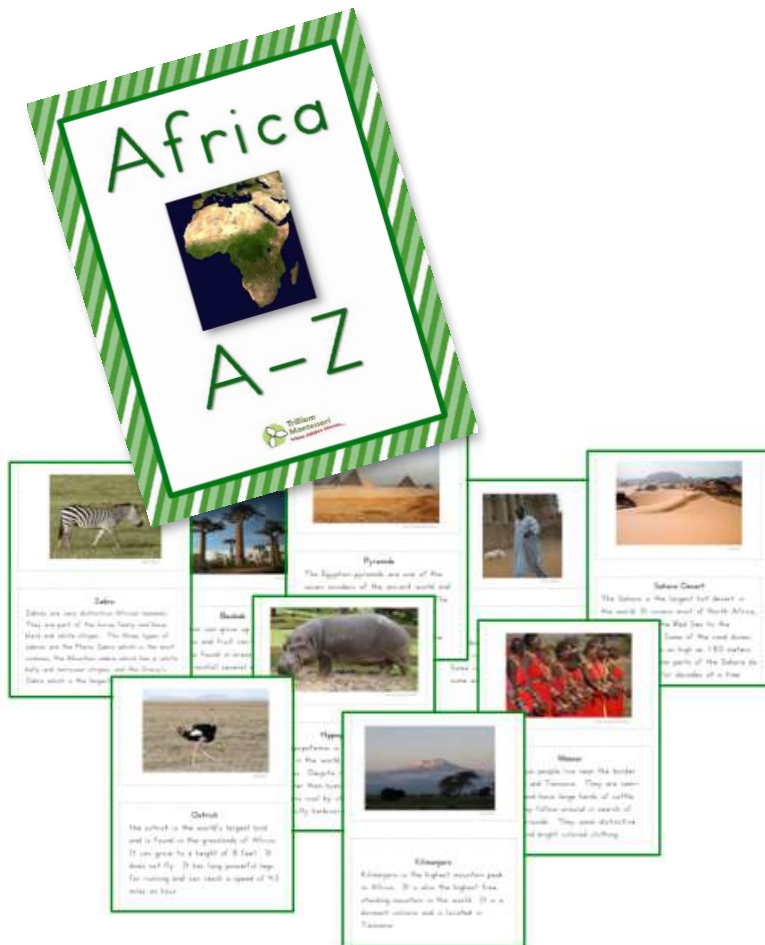
# Africa A-Z

## Montessori Geography Unit



# Non-Fiction Book

Each letter of the alphabet is represented by a photograph of an item found on this continent along with a brief description. You may want to bind these cards into a book or keep them separate and introduce them one at a time.



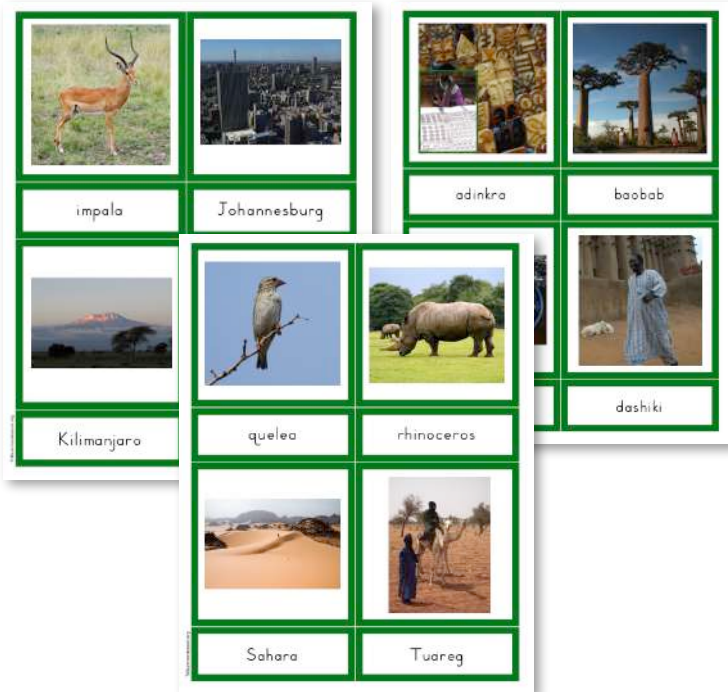
Terms in the book include:

- |              |                |
|--------------|----------------|
| Adinkra      | Nile           |
| Baobab       | Ostrich        |
| Couscous     | Pyramids       |
| Dashiki      | Quelea         |
| Ebony        | Rhinoceros     |
| Fish River   | Sahara Desert  |
| Canyon       | Tuareg         |
| Griot        | Ugali          |
| Hippopotamus | Victoria Falls |
| Impala       | Wildebeest     |
| Johannesburg | Xenopirostris  |
| Kilimanjaro  | Yam            |
| Lion         | Zebra          |
| Maasai       |                |



You may prefer to print two pages on one sheet of paper and cut apart to make picture and description matching cards. Consult your printer manual for instructions on how to print multiple pages on one sheet. These cards do not have a border. Mount on colored paper if you would like to have a border.

# A-Z Matching Cards



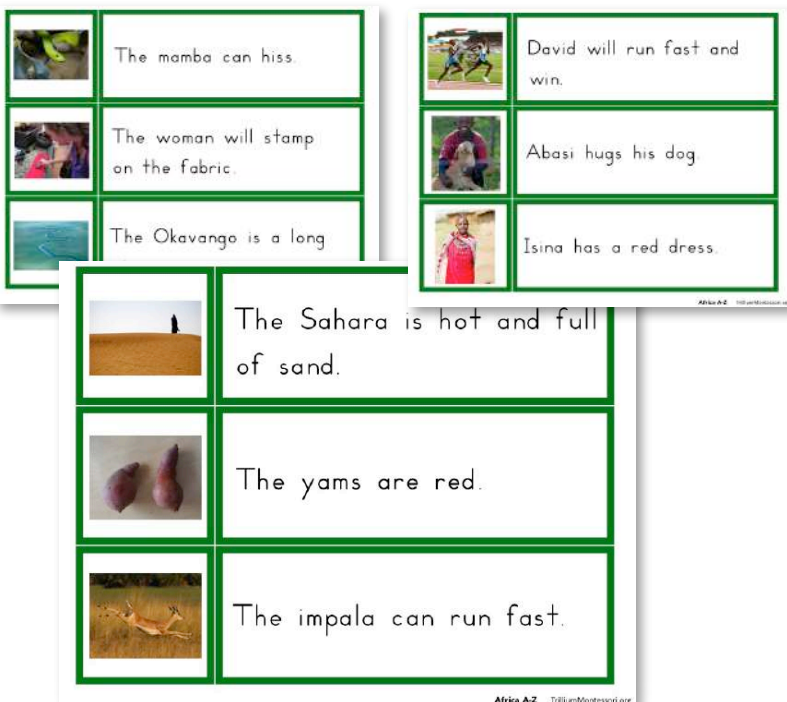
Print two sets to make matching cards.

Cut the labels off one of the sets to make 3-part cards.

Put in alphabetical order or match to letter cards (not included). The photos used are from the A-Z non-fiction book.

*Black and white pages are not included for children to color their own book.*

# Phonetic Reading Sentences



Cut the cards apart. Students can read the sentence strip and find the correct picture. Add a color coding dot on the back as a control of error if desired.

A set with blue borders is also provided to coordinate with your pink-blue-green reading series.

# Sorting Living and Non-Living


---



Compare living and non-living things. Sort the cards into two rows or columns

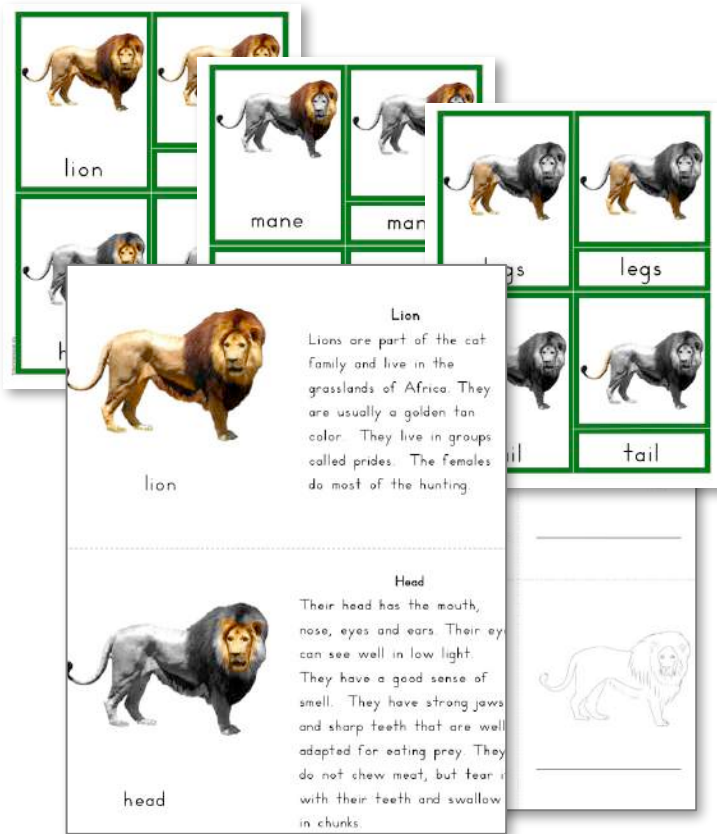
# Sorting Plants and Animals

---




Compare plants and animals. Sort the cards into two rows or columns.

# Parts of a Lion



Learn the various parts of a lion using these 3-part cards. Students can make their own booklet using the blackline provided.

# Biomes of Africa



Use these Biome 3-part cards to talk about the different types of climates found on this continent.

Use as a jumping off point to discuss the ways people might live in the different biomes.