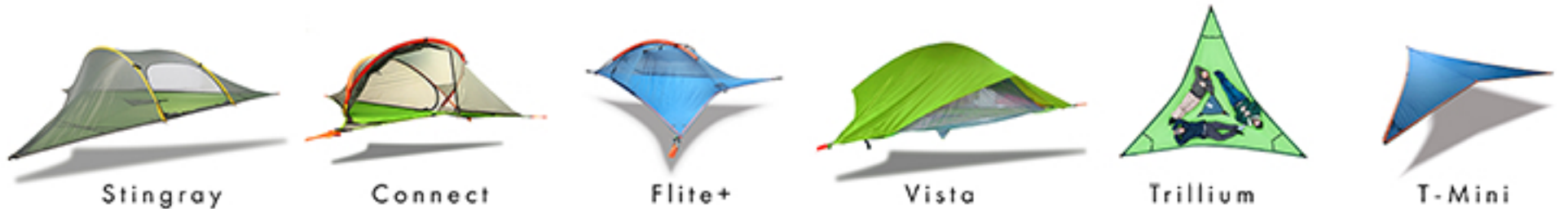


Model Comparison Chart



Models

Stingray

Connect

Flite+

Vista

Trillium

T-Mini

full dimensions

13.5x13.5x13.5'
4.1x4.1x4.1m

13.5x13.5x9'
4x4x2.7m

11x11x9'
3.25x3.25x2.7m

13.5x13.5x13.5'
4.1x4.1x4.1m

13.5x13.5x13.5'
4.1x4.1x4.1m

11x11x9'
3.25x3.25x2.7m

weight

20lbs/9kg

16lbs/7kg

7lbs/3.2kg

22lbs/10kg

14lbs/6.5kg

4lbs/2kg

packed size

23x10x10'
59x25x25cm

23x9x9'
59x25x25cm

16x8x8'
40x20x20cm

23x10x10'
59x25x25cm

17x9x9'
42x22x22cm

12x6x6'
30x14x14cm

capacity

3+ adults

2+ adults

2 adults

3+ adults

3+ adults

2 adults

maximum load

880lbs/400kg

880lbs/400kg

420lbs/285kg

880lbs/400kg

880lbs/400kg

420lbs/285kg

seasons

4

4

4

2

2

2

bug resistant

yes

yes

yes

yes

no

no

rain protection

yes

yes

yes

moderate

no

no

BEST USES

2 people




3 people





2 adults + 2 children



ultralight hiking




car camping




day in the park



tall/large people



Forest Green



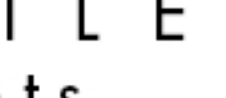
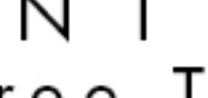
Fresh Green




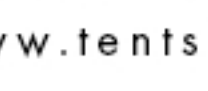
Orange



Grey



Camo



TENTSILE

Tree Tents

www.tentsile.com