


RENAULT IMMO EMULATOR


www.mbkeyprog.com

+48 517 443 433, +48 22 724 99 96
info@mbkeyprog.com



RENAULT IMMO EMULATOR

After decoding of Renault injection computer using our Reset Tool or by entering security code, in most cases you can start engine, but some of injection computers can not operate without immobilizer code stored in their memory. Here is a list of systems that require to be "learnt" with immobilizer code: diesel EDC15C3, DCU3R and MSA15, petrol SIRIUS32 (except these for 1.4l engine) and FENIX5 for 2.0l 16V engine. If all of immobilizer components are OK, not coded ECU is "learnt" after first ignition-on and car engine will start. In the case of immobilizer malfunction Renault Immobilizer Emulator can be used. This easy-to-connect device emulates valid immobilizer signal and is suitable for all diesel and petrol engine computers produced in the range of year 1996-2001. It does not work on engine control unit manufactured before year 1996 (IMMO1) and after year 2001 (IMMO3). Order of work is simple - decode engine control unit, cut original immobilizer data line (important!), put this small board in to box of ECU (or connect it outside) and on first power-on computer will retain code, transmitted by emulator.



RENAULT IMMO EMULATOR


Connection:

<i>System</i>	<i>+12V (IGN)</i>	<i>Immo line</i>	<i>Ground</i>
Siemens SIRIUS 32	29	58	28
Siemens FENIX5	24	37 for 1.4l and 1.6l; 35 for the rest	2
Bosch EDC15C3	Con.B-pin M2	Con.A-pin G2	Con.B-pin L3
Bosch MSA15.5	23	59	1
Lucas DCU3R	77	20	78

EDC15C3 connectors: Small – A, middle – B, C (same size as B).

Hints:

1. After learning with this emulator, security code of ECU is 7187;
2. Engine will not start if you'll connect emulator to the ECU that has been already coded on another car.



www.mbkeyprog.com

+48 517 443 433, +48 22 724 99 96
info@mbkeyprog.com

