



Koala Eco Spring Cleaning Tips

Cleaning Updated 2 January 2020 08:34 AM

While there may be few things more satisfying than enjoying the results of an annual clean and de-clutter, for most of us the pleasure comes only after the grind is finished

Spring-cleaning may never be entirely effortless, but we are convinced the project can be made much more manageable and - dare we say it - even enjoyable. And believe it or not, you should be able to complete your spring clean in just one day.

This is [Koala Eco's](#) guide to this essential rite of Spring and while we are just a little biased, if you use beautiful smelling, toxin free eco cleaning products [like ours](#), the experience might even be enjoyable!

Make sure you gather all the necessary cleaning supplies ahead of time, and rely on your gut when

deciding what clutter to toss versus what to keep, the actual cleaning process can be relatively quick and painless and by the end of your spring-cleaning day, you will feel relieved, and proud of your fresh and fragrant home.

We've put together some tips and techniques

For homes with more than one story, it's always best to begin with the upper rooms, and send the dust and clutter downwards. It's important to create a realistic schedule, so start with small wins, and focus on one task at a time. Get the whole family involved. Use a large box for items to donate to charity, another for recyclables, and plenty of trash bags for items to throw away.

Don't forget to make sure you have all the cleaning essentials in your cupboard. Obviously I am going to recommend [Koala Eco's Natural Complete Cleaning](#) products. (Not least of all because you'll find our products remarkably versatile. Who knew dish soap could also polish wood?) Whatever you use, make sure you don't have to duck out and get things once you are underway as that just eats time and disrupts your plan.

Dusting

Always work from the top of a room down, vacuuming the dust that settles on the floor. Don't neglect hard-to-reach places, such as the tops of ceiling fans and window casings.

All Surfaces

Wipe surfaces with a soft cloth dampened with water and mild dishwashing liquid. We love Koala Eco's Dish Soap with Pure Australian Lemon Myrtle and Mandarin Essential Oil.

Books and Shelves

Take everything off the shelves, and brush shelves and books with a feather duster. Use the dust-brush or crevice tool on a vacuum to reach into tight spots. Wipe the spines of leather-bound books with a clean, soft cloth. Our Koala Eco Kitchen Cleaner with Pure Australian Lemon Myrtle and Mandarin Essential Oil does a fantastic job on cutting through dust, and even works on wood when you use a damp cloth.

Furnishings and upholstery

Take cushions outside and gently beat them by hand to remove dust. If there are stains, check the pieces for care labels before proceeding to clean. Use a vacuum's upholstery and crevice tools to clean under seat cushions.

Windows, Metal Doors and Window Screens

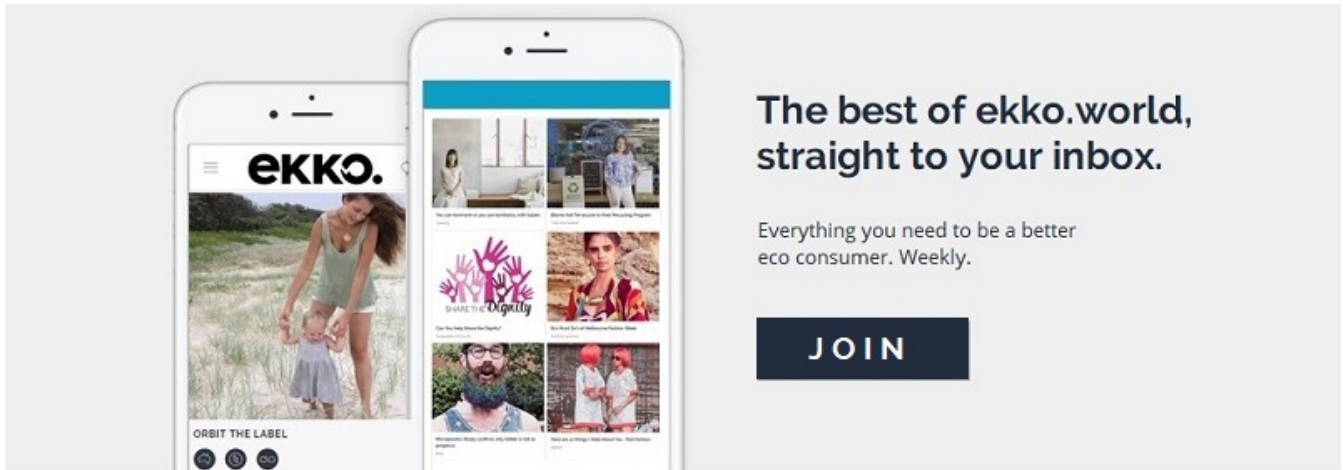
For sparkling windows, use Koala Eco's Glass Cleaner with Pure Australian Peppermint Essential Oil. Metal doors and window screens respond well to warm water and our Dish Soap Scrub each screen with a brush, then rinse thoroughly.

Window Treatments

Many draperies and curtains are machine washable, so check labels. Vacuum or dry-clean fabric shades. Wipe wooden blinds with a damp cloth: warm water mixed with Dish Soap.

Ensure Fire Safety

Check smoke detectors. If you have the older style ones, check the batteries - this should be done twice a year, and make sure units are free of dust. Teach everyone in your household how to use a fire extinguisher, and review escape plans.



Something incorrect here? **Suggest an update below:**

DISCUSSION / UPDATES & SUGGESTIONS

Add your comment...

Comment





Jessica Bragdon

Co-Founder



CONTRIBUTE

RELATED ITEMS



EKKO

DISCOVER

Shopfront
Ekko Score
News & Guides
Recycle

Local

BUSINESS

Sign Up
Add Your Biz
Standards
Claim your Profile
Trader Info

EKKO

About Us
Impact
A-Z
Help
Contact

FOLLOW



SUBSCRIBE

Get the best eco tips, products & innovation weekly
