

Modular Ice Cube Maker

SKOPE ID: GALA MDP150 A

Dimensions: 775mm (W) x 625mm (D) x 805mm (H)

Ice Production: 150kg per 24h (Air temperature 21°C, Water temperature 15°C) **Storage Capacity:** Separate Storage Bin Required



Description

Modular ice maker producing gourmet-shaped, crystal-clear ice cubes, production 150kg/24 hours with reduced water usage and electricity. R452A refrigerant - a 45% reduction in GWP (global warming potential) over previous R404A. The ice maker is designed to complement high-end Scotch and Whiskey, as the gourmet ice cube is slow to melt reducing the impact on flavour. New electronic control enhances the performance and adapts to extreme climates, rated to 43 degrees Celsius. ITV patented Anti Scale Spray System works to avoid Limescale deposits and reduces vibrations. The modular unit is stackable with the addition of a connection kit accessory. Front and rear ventilation system allows machine to be built-in (ventilation clearances required). The never-stop motor pump from ITV is designed without seals to prevent deterioration in hard water regions. Requires separate storage bin - SILO storage bins offer up to 800kg of capacity and a stacking kit that lets you achieve ultimate space utilisation. Filter systems need to be installed with the ice machine to protect the 2-year parts and Labour warranty. Best suited to: Restaurants, Clubs / Pubs / Bars, Hospitality / Venues, Accommodation.

Supplied Accessories



Water Inlet Hose



Drain Hose



Water Inlet Filter Gasket



Medium Scoop

Recommended Bins



Warranty




Watermark

A Watermark approved* water filter, suitable for the water type at the place of installation must be used. SKOPE can provide a water filter that protects the Ice Maker, and ensures proper function and high quality ice production. Service or repair due to absence of a suitable water filter will not be covered by SKOPE warranty. Contact SKOPE for more information.

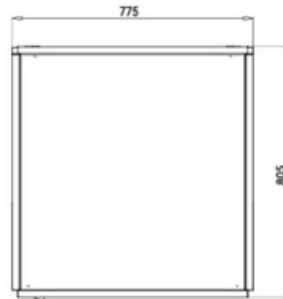
*Watermark approval is only applicable to Australian installations. Elsewhere, a suitable water filter must be used



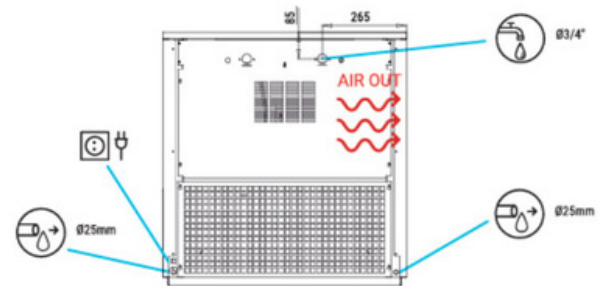
RIGHT SIDE VIEW



FRONTAL VIEW



REAR VIEW



Cabinet

Type	GALA
Finish	AISI 304 Stainless
Modular/Self Contained	Steel Modular

Dimensions

	Externa	Packe
Height (mm)	1805	d 990
Width (mm)	775	845
Depth (mm)	625	715
Footprint (m3)	0.6	

Weight

	Machine	Packe
Gross (kg)	93	d 103

Performance & Operating Conditions

Max. Operating Temp.	43
Air Temperature	10°C - 43°C
Water Temperature	5°C - 38°C
Recommended Water Pressure	1 bar / 6
Litres of Water p/h	bar 22
100kg Kwh	19
Fuse	16
Heat Rejection (W)	2,647

Type

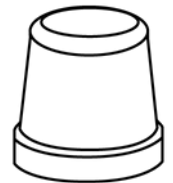
System	Spray
Type	System
Refrigerant	R452A

Ice Specifications

Dimensions (mm)	39mm circumference x 35mm height
Ice cubes per cycle	84
Ice cube storage capacity (kg)	Separate Storage Bin Required. Choose from S220 & S350 MS/MDP Bins.

Ice Production per 24 hour cycle (kg)

Air temperature	Water temperature			
	10°C	15°C	21°C	30°C
10°	151	130	118	118
C	138	136	116	106
21°			104	92
C			102	59
32°				



Optional Accessories

Stacking	Gala MDP150 (Part No. ITV8034)*
Kit	Water Filter Kit for Modular (Part No. SXX11698)
Filter	Water Replacement Cartridge (Part No. SXX11696)**

*Double stacking must be carried out by a qualified technician which will incur an extra charge. **Two SXX11696 will be required at time of ordering.



GALA MDP150 A on the SKOPE website