




# ML SERIES VACCINE REFRIGERATOR

**NULINE**  
REFRIGERATION

## FEATURES

- Fan Forced System
- Voltage Free Connection
- Door Lock
- Door Ajar Alarms
- Interior LED Lighting
- Automatic Condensate Water Disposal
- Fan Door Switch
- Data Logger Included
- Battery Backup for Controller
- Digital Display with Built in Alarms
- Hi / Lo Read Out
- Self Closing Door
- TGA Certified



|                                                                                     |                                                                                                                                     |
|-------------------------------------------------------------------------------------|-------------------------------------------------------------------------------------------------------------------------------------|
|  | 2°C to 8°C                                                                                                                          |
|   | 29 L<br>59 L<br>125 L<br>300 L<br>400 L<br>500 L                                                                                    |
|   | 445w x 458d x 535h<br>450w x 460d x 875h<br>595w x 610d x 840h<br>595w x 611d x 1560h<br>595w x 611d x 1820h<br>700w x 660d x 2020h |



Call Us Today  
1800 094 259  
[www.enlake.com.au](http://www.enlake.com.au)

Australia's Medical & Laboratory Refrigeration Specialist



# ML SERIES VACCINE REFRIGERATOR

**NULINE**  
REFRIGERATION

| MODEL                                                      | ML29GP/P                  | ML59GP/P                       | ML125GP/P                      |
|------------------------------------------------------------|---------------------------|--------------------------------|--------------------------------|
| Gross Capacity                                             | 29 L                      | 59 L                           | 125 L                          |
| External Dimensions in mm (w/d/h including castors)        | 445 x 458 x 535           | 450 x 460 x 875                | 595 x 610 x 840                |
| Internal Dimensions in mm (w/d/h)                          | 361 x 205 x 400           | 390 x 300 x 720                | 505 x 442 x 625                |
| Packed Dimensions in mm (w/d/h including pallet)           | 500 x 575 x 590           | 525 x 560 x 900                | 660 x 705 x 910                |
| Gross Weight – kg (packed weight)                          | 30                        | 41                             | 59                             |
| Net Weight – kg                                            | 27                        | 38                             | 55                             |
| Voltage                                                    | 220V                      |                                |                                |
| Temperature Range                                          | 2°C to 8°C                |                                |                                |
| Ambient Temperature Range                                  | 10°C to 32°C              |                                |                                |
| Refrigerant                                                | R600                      |                                |                                |
| Cooling System / Defrost                                   | Fan Forced / Automatic    |                                |                                |
| Exterior Cabinet Finish                                    | Enamelled Steel           |                                |                                |
| Inner Liner Material                                       | ABS                       |                                |                                |
| Door                                                       | Glass / Solid             |                                |                                |
| Door Hinges                                                | RH                        |                                |                                |
| Door Handle                                                | Pull Handle               |                                |                                |
| Type of Controller                                         | Digital                   |                                |                                |
| Temperature Display                                        | External                  |                                |                                |
| Data Logger                                                | Included                  |                                |                                |
| Door Ajar Alarms                                           | Yes                       |                                |                                |
| High and Low Readout                                       | Visual / Audible          |                                |                                |
| BMS Connectivity (BMS Connectivity for Remote Alarms only) | Yes                       |                                |                                |
| (BMS Connectivity for 4-20mA Transmitter)                  | Optional                  |                                |                                |
| Port Entry                                                 | Yes                       |                                |                                |
| Battery Back Up for Controller                             | Yes                       |                                |                                |
| Power Requirement                                          | 10amp GPO                 |                                |                                |
| Castors                                                    | Adjustable Levelling Legs |                                |                                |
| Adjustable Shelves                                         | 2                         | 3                              | 4                              |
| Usable Shelf Area in mm (w/d)                              | 2 x 376 x 190             | 2 x 368 x 287<br>1 x 378 x 190 | 2 x 488 x 411<br>2 x 488 x 276 |
| Light                                                      | LED                       |                                |                                |
| Noise                                                      | 45 dB(A)                  |                                |                                |

Nuline Refrigeration reserves the right to alter the specifications without prior notice.

# ML SERIES VACCINE REFRIGERATOR

**NULINE**  
REFRIGERATION

| MODEL                                                      | ML300GP/P                 | ML400GP/P        | ML500GP/P                      |
|------------------------------------------------------------|---------------------------|------------------|--------------------------------|
| Gross Capacity                                             | 300 L                     | 400 L            | 500 L                          |
| External Dimensions in mm (w/d/h including castors)        | 595 x 611 x 1560          | 495 x 611 x 1820 | 700 x 660 x 2020               |
| Internal Dimensions in mm (w/d/h)                          | 505 x 442 x 1345          | 505 x 422 x 1605 | 610 x 477 x 1735               |
| Packed Dimensions in mm (w/d/h including pallet)           | 660 x 705 x 1630          | 660 x 705 x 1890 | 760 x 735 x 2100               |
| Gross Weight – kg (packed weight)                          | 77                        | 87               | 132                            |
| Net Weight – kg                                            | 73                        | 82               | 122                            |
| Voltage                                                    | 220V                      |                  |                                |
| Temperature Range                                          | 2°C to 8°C                |                  |                                |
| Ambient Temperature Range                                  | 10°C to 32°C              |                  |                                |
| Refrigerant                                                | R600                      |                  |                                |
| Cooling System / Defrost                                   | Fan Forced / Automatic    |                  |                                |
| Exterior Cabinet Finish                                    | Enamelled Steel           |                  |                                |
| Inner Liner Material                                       | ABS                       |                  |                                |
| Door                                                       | Glass / Solid             |                  |                                |
| Door Hinges                                                | RH                        |                  |                                |
| Door Handle                                                | Pull Handle               |                  |                                |
| Type of Controller                                         | Digital                   |                  |                                |
| Temperature Display                                        | External                  |                  |                                |
| Data Logger                                                | Included                  |                  |                                |
| Door Ajar Alarms                                           | Yes                       |                  |                                |
| High and Low Readout                                       | Visual / Audible          |                  |                                |
| BMS Connectivity (BMS Connectivity for Remote Alarms only) | Yes                       |                  |                                |
| (BMS Connectivity for 4-20mA Transmitter)                  | Optional                  |                  |                                |
| Port Entry                                                 | Yes                       |                  |                                |
| Battery Back Up for Controller                             | Yes                       |                  |                                |
| Power Requirement                                          | 10amp GPO                 |                  |                                |
| Castors                                                    | Adjustable Levelling Legs | Yes              |                                |
| Adjustable Shelves                                         | 7                         |                  |                                |
| Usable Shelf Area in mm (w/d)                              | 6 x 488 x 411             | 1 x 488 x 276    | 6 x 593 x 470<br>1 x 593 x 300 |
| Light                                                      | LED                       |                  |                                |
| Noise                                                      | 45 dB(A)                  |                  |                                |

Nuline Refrigeration reserves the right to alter the specifications without prior notice.