




MF SERIES LABORATORY FREEZER

NULINE
REFRIGERATION

FEATURES

- Top Mounted System
- Cabinet finish in Stainless Steel Interior/Exterior
- Automatic Defrost and Water Disposal
- 5 Adjustable Shelves per Door
- Digital Display with Built-in Alarms
- Hi/Lo Readout



	-18°C to -22°C
	700 L 1400 L
	740w x 830d x 2050h 1480w x 830d x 2050h

MF SERIES LABORATORY FREEZER



MODEL	MF70BT	MF70BTG	MF140BT	MF140BTG
Gross Capacity	700 L	700 L	1400 L	1400 L
External Dimensions in mm (w/d/h including castors or legs)	740 x 830 x 2050	740 x 830 x 2050	1480 x 830 x 2050	1480 x 830 x 2050
Internal Dimensions in mm (w/d/h)	600 x 690 x 1475	600 x 690 x 1475	761 x 690 x 1475	761 x 690 x 1475
Packed Dimensions in mm (w/d/h including pallet)	761 x 850 x 2100	761 x 850 x 2100	762 x 850 x 2100	762 x 850 x 2100
Gross Weight – kg (packed weight)	138	143	226	255
Net Weight – kg	125	130	202	230
Voltage	240V	240V	240V	240V
Temperature Range	-18°C to -22°C	-18°C to -22°C	-18°C to -22°C	-18°C to -22°C
Ambient Temperature Range	10°C to 32°C	10°C to 32°C	10°C to 32°C	10°C to 32°C
Refrigerant	r290	r290	r290	r290
Cooling System / Defrost	Fan Forced / Automatic	Fan Forced / Automatic	Fan Forced / Automatic	Fan Forced / Automatic
Exterior Cabinet Finish	Stainless Steel	Stainless Steel	Stainless Steel	Stainless Steel
Inner Liner Material	Stainless Steel	Stainless Steel	Stainless Steel	Stainless Steel
Door	Solid	heated Glass	Solid	heated Glass
Door Hinge	RH	RH	LH / RH	LH / RH
Door handle	Full Length	Full Length	Full Length	Full Length
Type of Controller	Digital	Digital	Digital	Digital
Temperature Display	External	External	External	External
Data Logger	Optional	Optional	Optional	Optional
Door Ajar Alarms	Yes	Yes	Yes	Yes
high and Low readout	Visual / Audible	Visual / Audible	Visual / Audible	Visual / Audible
remote Alarm Contacts	Optional	Optional	Optional	Optional
(BMS Connectivity for Alarms only)	Optional	Optional	Optional	Optional
(BMS Connectivity for Temperature s)	Optional	Optional	Optional	Optional
Port Entry	Optional	Optional	Optional	Optional
Battery Back-Up for Controller	Optional	Optional	Optional	Optional
Power requirement	10amp GPO	10amp GPO	10amp GPO	10amp GPO
Watts	410W	440W	700W	730W
Castors	Yes	Yes	Yes	Yes
Adjustable Shelves	5	5	10	10
Usable Shelf Area in mm (w/d)	530 x 652	530 x 652	530 x 652	530 x 652