

24" DEEP DIRECT DRAW KEG REFRIGERATORS

EBD - Series



▲ E124BD(620)



▲ E146BD(620)



▲ E172BD(620)



▲ E226BD(620)

Cabinet Construction

- Heavy duty stainless steel countertop with textured laminate, black vinyl exterior.
- Galvanized steel interior walls and high quality stainless steel floor.
- 1 3/4" thick high density polyurethane insulation.
- Built-in caster thread receptacles for all models.

Refrigeration System

- Side mounted, self-contained and fully detachable Blizzard R290 condensing unit uses environmentally friendly, EPA-compliant R290 refrigerant with zero (0) Ozone Depletion Potential (ODP) and three (3) Global Warming Potential (GWP). Blizzard R290 is easily replaceable and requires no on-site brazing.
- Electronically commutated (ECM) fan motors achieve rapid cooling with less energy consumption.
- Full-length air duct system ensures optimal circulation of cold air.
- Time-initiated and temperature-terminated auto defrost cycle for seamless operation.
- Large capacity, corrosion-resistant condenser and evaporator coils.
- Self-maintaining, energy-efficient condensate drain pan requires no external drains or electric heaters.
- High performance, auto-reverse condenser fan motor supports compressor ventilation and condenser coil cleaning. Refer to owner's manual for full maintenance instructions.
- Pre-wired and ready to plug, 240V/50Hz/1Ph, 10Amp Australian Plug

Lighting

- Energy efficient silicone coated and shatter-proof LED lighting provides bright, high color illumination with low heat output.

Doors

- Textured laminate, black vinyl exterior with galvanized steel interior.
- 1 3/4" thick high density polyurethane insulation.
- Snap-in magnetic door gasket make cleaning and replacement an easy process.
- High strength, recessed door handles.
- Pre-installed door locks keep your items safe from theft.

Draft Arms

- NSF certified, 3" diameter insulated stainless steel draft arm with matching air distributor. Two single faucet draft arms for models E124BD(620) and E146BD(620)
- One single faucet and one dual faucet draft arms for model E172BD(620). Two dual faucet draft arms for model E226BD(620).

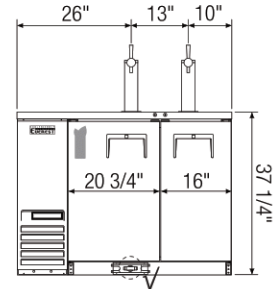
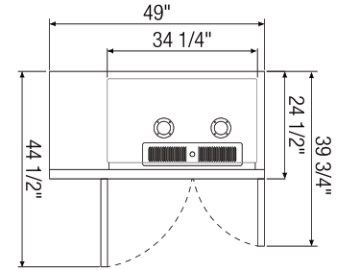
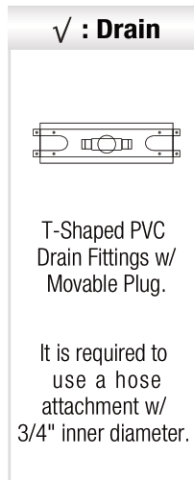
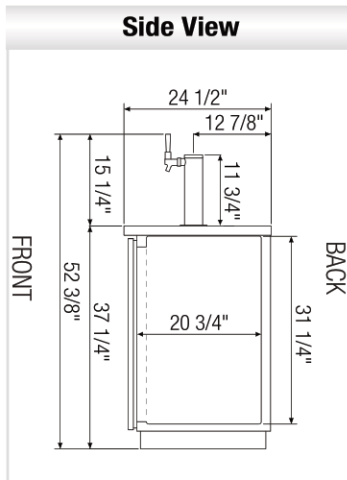
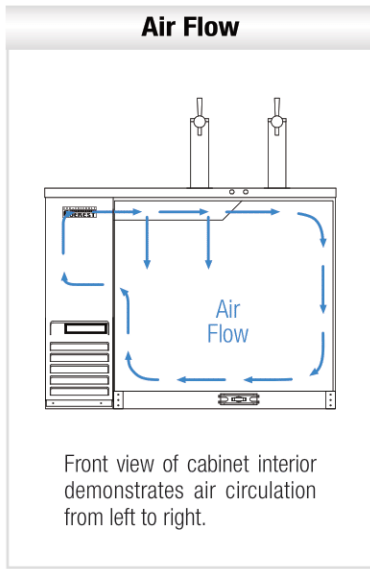
Temperature Control

- Multi-function digital controller with easy to read LED display.
- Factory preset temperature, 2°C
- Audible overheat protection alarm for compressor and condenser coil.

Options

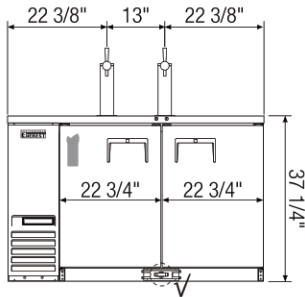
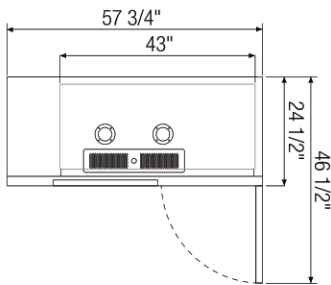
- Dual faucet draft arms and matching air distributors.
- 3" or 5" swivel casters with locks.
- 3.5" – 6" height-adjustable and interchangeable legs.

Dimensions

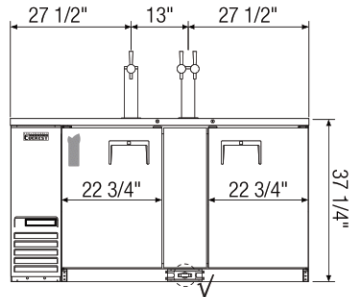
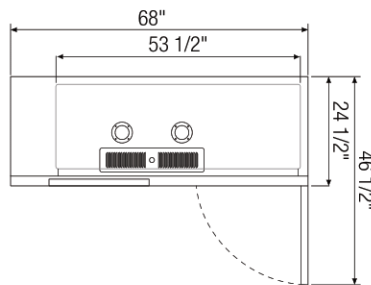


ⓘ Equipped with 10Amp Australian Plug

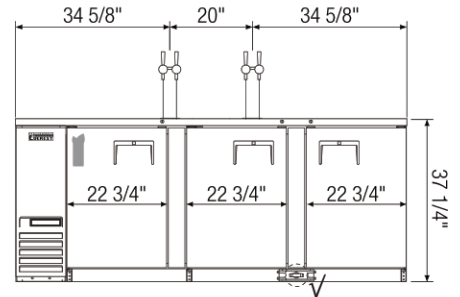
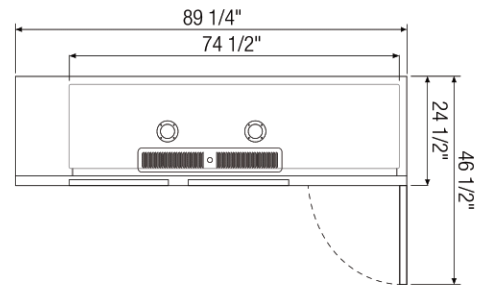
▲ E124BD(620)



▲ E146BD(620)



▲ E172BD(620)



▲ E226BD(620)

Model	Ref/ Frz/ Dual	# of Doors	Capacity & Size of Barrels	Capacity (Cu. Ft.)	HP	BTU/HR [†]	Refrigerant	Power (V-Hz-Ph)	Amps	Crated Weight (LBS)	Exterior Dimensions (Inches)		
											L	D	H
E124BD(620)	Ref	2	(1) 1/2 (1) 1/4 slim	13	1/4+	1,926	R290	240-50-1	3.5	266	49	24 1/2	37 1/4
E146BD(620)	Ref	2	(2) 1/2	17	1/4+	1,926	R290	240-50-1	3.5	272	57 3/4	24 1/2	37 1/4
E172BD(620)	Ref	2	(3) 1/2	20	1/4+	1,926	R290	240-50-1	3.5	299	68	24 1/2	37 1/4
E226BD(620)	Ref	3	(4) 1/2	28	1/3	2,311	R290	240-50-1	2.5	390	89 1/4	24 1/2	37 1/4

† : Based on evaporating temperature of 23°F (-5°C) & condensing temperature of 131°F (55°C).

Ref = Refrigerator

Specifications subject to change without notice.

Product dimensions are for general purposes and not absolute value. Product capacity (▶) is calculated based on standard industry figures. Slight variations may exist. If dimensions and capacity are critical, please contact Austune Refrigeration. Blizzard R290 replacement is at the sole discretion of Everest Refrigeration.



Please visit our website for updated Energy Efficiency information.