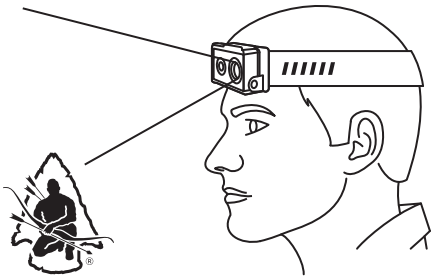


PATHFINDER UL Scout Headlamp



Unlock:

To Unlock the Headlamp, press the **⏻** button and **R** button at the same time and hold down for 3 seconds until the red light flashes.

Operation Instructions:

1. **⏻ Main Light (on/off button)**

Press once for Low beam,
Press twice for Middle
Press three times for High
When on High beam, hold 3 seconds for Max
(*Please see White Light Mode chart for more info on Max setting)
Hold for 5 seconds on any light setting for Flashing / Strobe



2. **R Secondary Light (on/off button)**

Press once for Low Green
Press twice for Mid Green
Press three times for Red
Press and hold for 5 seconds for SOS
Press an additional time for Flashing / Strobe

3. **Battery Life Indicator**

Press **R** button and hold for 3 seconds in off mode.
– Middle of top button will glow green for 100% battery life, red for 50-100% battery life and flash red for 0-10% battery life.

White Light Mode:

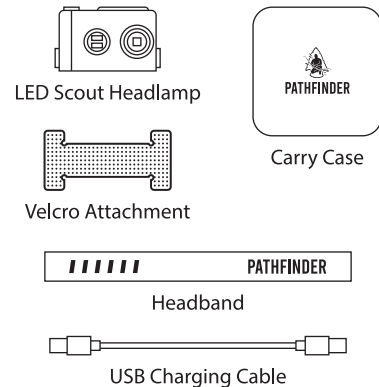
Light Mode	Low	Middle	High	*Max
White	2 Lumens	38 Lumens	190 Lumens	365 Lumens
Runtime (hours)	200 hours	20 hours	5 hours	40 minutes

* Maximum Mode will last for 30 seconds at a time and then decrease to High mode to control the temperature of the unit.

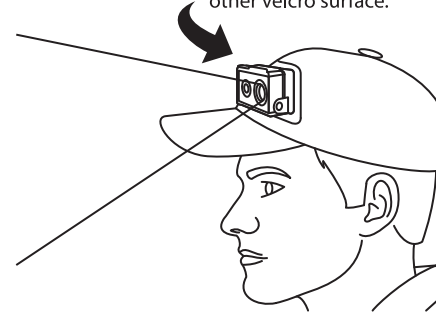
Specification:

H11-white/red/green 3 light model		H11-white/red 2 light model	
High Red	8 hours	High Red	8 hours
Low Green	30 hours	Low High CRI White	30 hours
High Green	6 hours	High CRI White	6 hours
Full Charge	2 hours		
Net weight	Light Body 29g; 45g with head band		

Contents:



This Patent Pending velcro attachment allows you to mount the Headlamp to a velcro patch hat or any other velcro surface.



WARNING!

The light is a high intensity lighting device capable of causing eye damage. Avoid shining the light directly into anyone's eyes.

Warranty:

24 month manufacturer's warranty. Covers manufacturing defects only.

Return Policy:

Please email customersupport@sroutfitters.net

