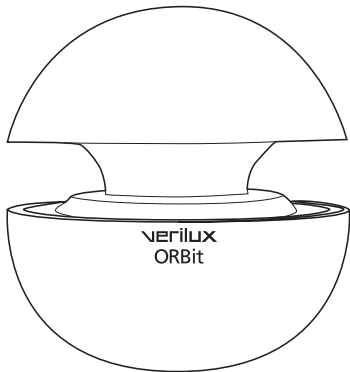


verilux
The Healthy Lighting Company™ Est. 1956



ORBit™

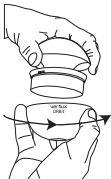
Relaxation Lamp

Model: VB10

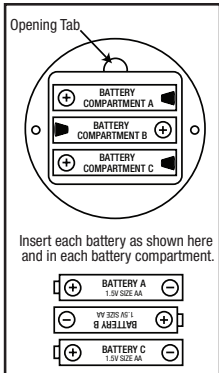
User's Guide

Inserting and/or changing the Batteries

Your ORBit Relaxation lamp operates on three AA batteries (not included). To install them:



1. Hold your ORBit by the top and twist the base counterclockwise as far as you can – about an inch (2.5 cm).
2. Lower the base off the top.
3. Open the battery compartment on the underside of the base. Insert a battery in each compartment so the polarity (i.e., “+” and “-”) shown on the battery corresponds to the one shown in each compartment: “+” to “+,” “-” to “-.” Otherwise, the lamp won’t operate.
4. Close the battery compartment.
5. Re-connect the base to the top by repeating steps one and two above in reverse order and by twisting the base clockwise.
6. Get ready to relax!



Operating the Lamp

1. Tap the top once to display a continuing sequence of calming colors.
2. Tap it again to display bright-white Natural Spectrum illumination only.
3. Tap it again to turn off the lamp.

Care and Cleaning

Remove batteries before cleaning. Clean your ORBit with a dry cloth or one very lightly dampened with water or a mild cleaner. (Otherwise, avoid getting your ORBit wet.) Do not use solvents or cleaners containing abrasives or ammonia.

After cleaning your ORBit, properly wipe away all moisture and wipe the unit dry before re-inserting the batteries.

Battery Replacement

Use three AA batteries only. Do not mix battery types. Observe the polarity markings shown.

Remove the batteries if you intend to store your ORBit for an extended period.

In Love with the Light?

The benefits of Verilux lighting are available in a range of products — all designed to help you live **life in a better light**:

■ **Get Back to Being You**

Products to Improve Skin, Mood, Energy and Well Being

■ **Don't Clean, Sanitize**

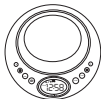
Wands and Vacuums that Use UV-C Rays to Banish Germs, Odors and other Nasties

■ **Productivity Lighting**

Lamps that Use Natural Spectrum Light so You Can Read, Task, Work and Excel

■ **Fix Your Fixtures**

Natural Spectrum Bulbs and Tubes to Illuminate Your Home, Work and Life



Rise & Shine[®] Natural Alarm Clock and Sleep System



CleanWave[®] Sanitizing Wand



Heritage[™] Deluxe Natural Spectrum[®] Desk Lamp



A wide assortment of Natural Spectrum Bulbs and Tubes for all over your home

For more information, to order, or to find a retailer near you, visit us at www.verilux.com or call 1-800-786-6850.

Please visit our website at: www.verilux.com or call our Customer Service Department at **1-800-786-6850**

Representatives are available Monday — Friday, 9am — 5pm EST

VERILUX[®]

340 Mad River Park, Waitsfield, VT 05673