

MODEL RC 13s

WHEN FIRST TURNED ON IT WILL TAKE 5-7 MINUTES FOR THE CHIME TO WARM UP.

Battery powered transmitter may be mounted either above the door or the side of the door. The receiver is battery operated.

TO CHANGE ID CODE SETTINGS AND TONES.

To change ID Codes:

Occasionally a chime will be sold to a neighboring business; this will cause the chime in both businesses to chime. To overcome this there are dipswitches on the transmitter and receiver.

On the reverse side of the receiver there a set of 6 dipswitches. By removing the transmitter from the mounting plate will expose the corresponding set of dipswitches.

The ID codes **MUST** match on both the transmitter and receiver for the chime to work properly.

To change Tones:

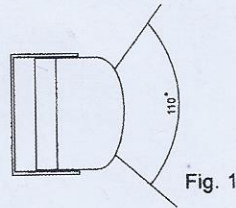
To change the tones there are three dipswitches on the TRANSMITTER above the ID CODE dipswitches. To change the Tone move these. The dipswitch configuration is to the right for each of the tones.

TONES:

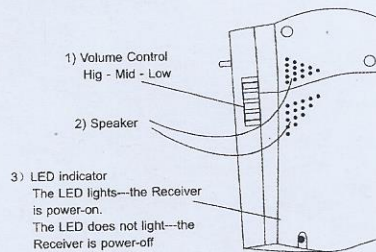
- 1 UP, 2 DOWN, 3 UP Ding Dong (Once)
- 1,2,3 UP, Ding Dong (Twice)
- 1,2,3 DOWN, Yellow Rose of Texas
- 1 DOWN; 2,3 UP Westminster 1
- 1, 2 DOWN; 3 UP Westminster 2
- 1 DOWN, 2 UP, 3 DOWN, Melody 1
- 1,2 UP; 3 DOWN Melody 2
- 1 UP; 2,3 DOWN Melody 3

To change the battery: Remove the Transmitter from the mounting bracket. Remove the back cover and replace with 3 AAA batteries.

Transmitter

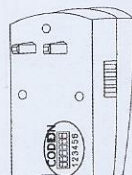


Receiver



Features

1. 64 Channels to avoid interference.
2. Set sound conveniently at the Transmitter, 8 different sounds selectable.
3. LED indicator at the Receiver.
4. Operating range up to 100 metres on open air.
5. Easy to install and brings no effect on your interior decoration.
6. No electrical wires to install.
7. Low power consumption.
8. Suitable for homes, office buildings, shops, etc.
9. If you need more transmitter/sensor that use with the receiver, you just make the same channel of the transmitter/sensor with the receiver.



Channel Selector
Please note the position of the channel selection switches on the Transmitter and receiver unit **MUST** be identical for the door chime to operate.

Screws must be used for installation of sensor to validate warranty.