

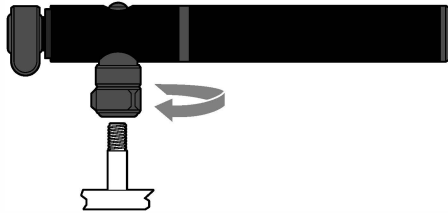


Ninja Pump™ Instructions

ridepdw.com | 503-234-7257
15 NE Hancock St Portland OR 97212

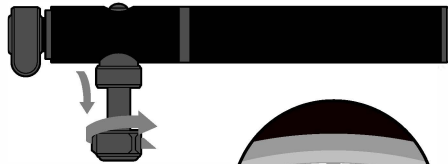
For SCHRADER VALVES:

1. Thread nozzle onto valve.
2. Pump by hand or continue to CO2 inflation section.

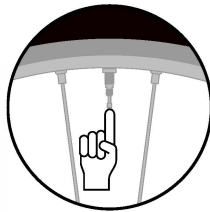


For PRESTA VALVES:

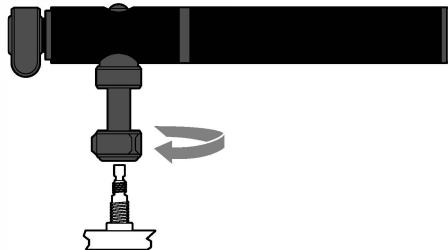
1. Turn nozzle clockwise and pull it out.



2. Open Presta Valve and tap valve to release a burst of air and unstick the valve.



3. Thread nozzle onto valve.



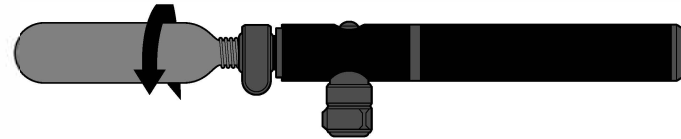
4. Pump by hand or continue to CO2 inflation section.

CO2 INFLATION:


1. Close control knob.



2. Thread CO2 cartridge onto pump until it punctures.



3. Open control knob to release CO2.



4. When finished, twist control knob to close the flow of CO2 and unthread nozzle from tire valve.