

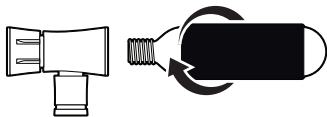


Essentials CO2 Inflator

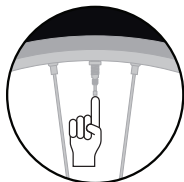
ridepdw.com | 503-234-7257
3625 SE 21st Ave
Portland, OR 97202



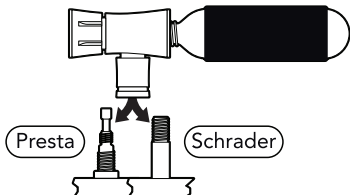
1. Close control knob.



2. Thread CO2 cartridge onto inflator until it punctures.



3. If using a Presta Valve, open it and tap the valve to release a burst of air and unstick the valve.



4. Push nozzle onto valve.



5. Open control knob slightly to release a small amount of CO2 into tube. Verify CO2 is going into the tube before proceeding to fill tube completely.

6. When finished, twist control knob to close the flow of CO2 and pull nozzle from tire valve.