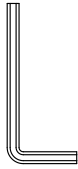


Kendo Chair

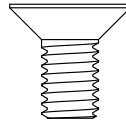
by LucidiPevere

Kendo Chair's smooth lines and outside grooves form a friendly and ergonomic armchair perfect for dining or working. Equipped with detachable metal legs for easy shipping and assembly, the chair features four sophisticated shades of upholstery made in Germany.

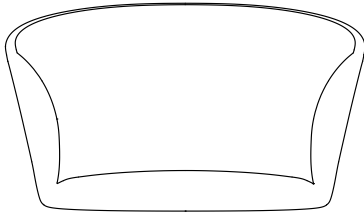
Packaging content



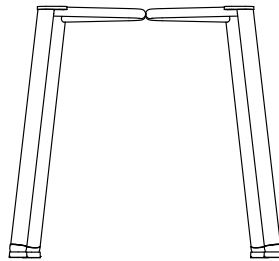
1 x allen key



8 x screws



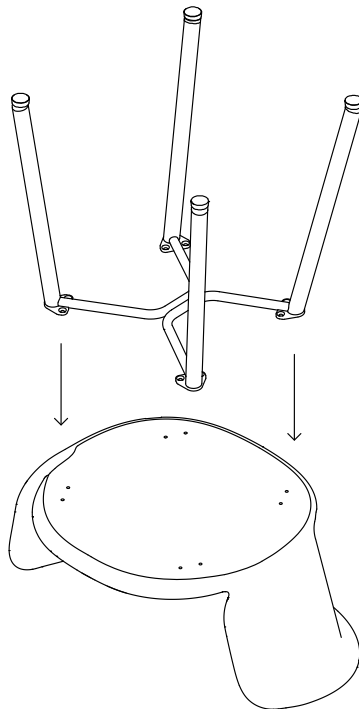
1 x seat



1 x legs

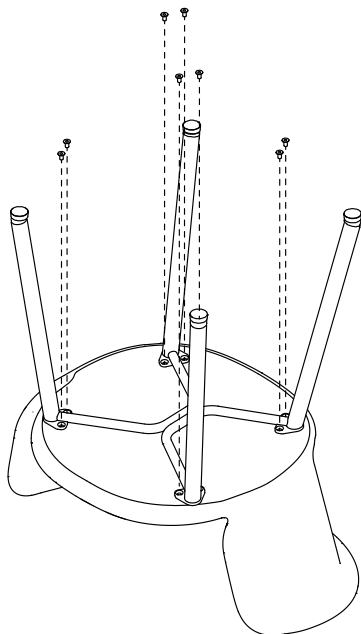
1

Turn the seat around and secure on a dry and clean surface.
Carefully place the leg construction onto the dedicated holes on the seat.
Make sure all holes align accurately.




2

With the allen key, screw in all eight screws into the holes.
Start by tightening them all slightly, and afterwards tightening them fully.



3

Your Kendo Chair is now ready assembled.



?

Should you have any problems assembling your
product, contact us at info@hem.com.

We're always happy to help!

hem

hem.com