


This top section will be used for the weld and pocket. We recommend only using this as a quiet area for backgrounds.

SIDE 1

This template is setup at 20% scale of full size.

Artwork should be supplied:

- With fonts outlined
- As PDF (preferred), AI or EPS




If you are having different designs for each side, please provide each design on its own page.

If you are having the same design on both sides, please supply your design on SIDE 1 only.

The magenta dots indicate where the eyelets will be placed.

The magenta semi-circles indicate where the wind slits will be cut.

Please remove all guides and marks before supplying your print-ready file(s).





Please make full use of the bleed area and include this along with crop marks when exporting your print-ready file(s).

This bottom section will be used for the weld and pocket. We recommend only using this as a quiet area for backgrounds.

This top section will be used for the weld and pocket. We recommend only using this as a quiet area for backgrounds.



SIDE 2



This bottom section will be used for the weld and pocket. We recommend only using this as a quiet area for backgrounds.

