



## **DESIGN & PRINTING GUIDE**

### **ALL-IN-ONE INVITATION ENVELOPE**

Thank you for purchasing Wanderings All-in-One Card Envelopes, a convenient and elegant alternative to plain paper and envelopes.

This guide is intended to assist you in designing, printing and sealing your All-in-Ones.

If you require further information, or have any comments or concerns, please do not hesitate to contact us at: [scott@wanderings.com](mailto:scott@wanderings.com).

### **CONTENTS**

Product Overview / Folded Dimensions .....	Page 2
Product Dimensions .....	Page 3
Artwork & Text Layout Tips .....	Page 4
Home Printing Tips .....	Page 5
Envelope Sealing Tips.....	Page 6

# ALL-IN-ONE PRODUCT OVERVIEW

## MATERIAL

Thick 150 GSM White Deckle Edge Paper,  
handmade using 100% recycled cotton.

## MULTI-MEDIA

Supports most media including watercolor, acrylic,  
ink, gel pen, marker, pencil and charcoal.

## FLAT DIMENSIONS\*

6" x 10.75" / 152.4 mm x 273.05 mm

## FOLDED DIMENSIONS\*

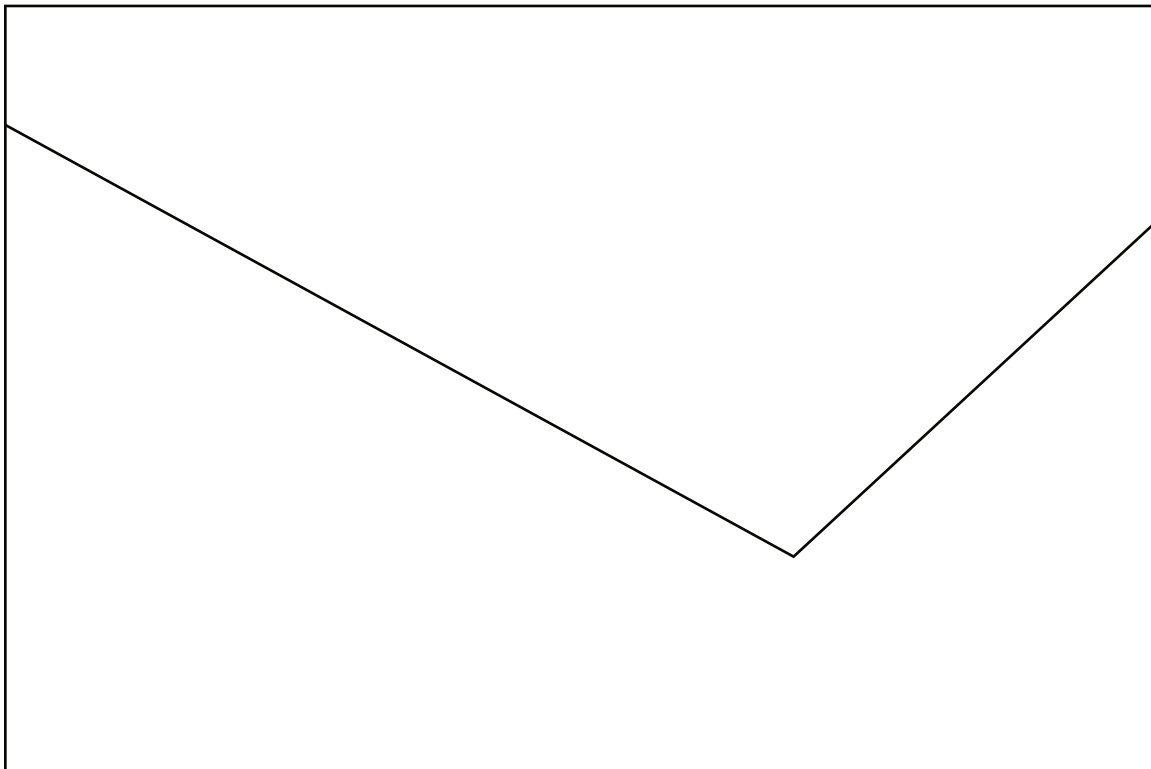
4" x 6" / 101.6 mm x 152.4 mm

## HOME PRINTER FRIENDLY

See Instructions on Page 5.

## FOLDED ALL-IN-ONE SHOWN AT ACTUAL SIZE

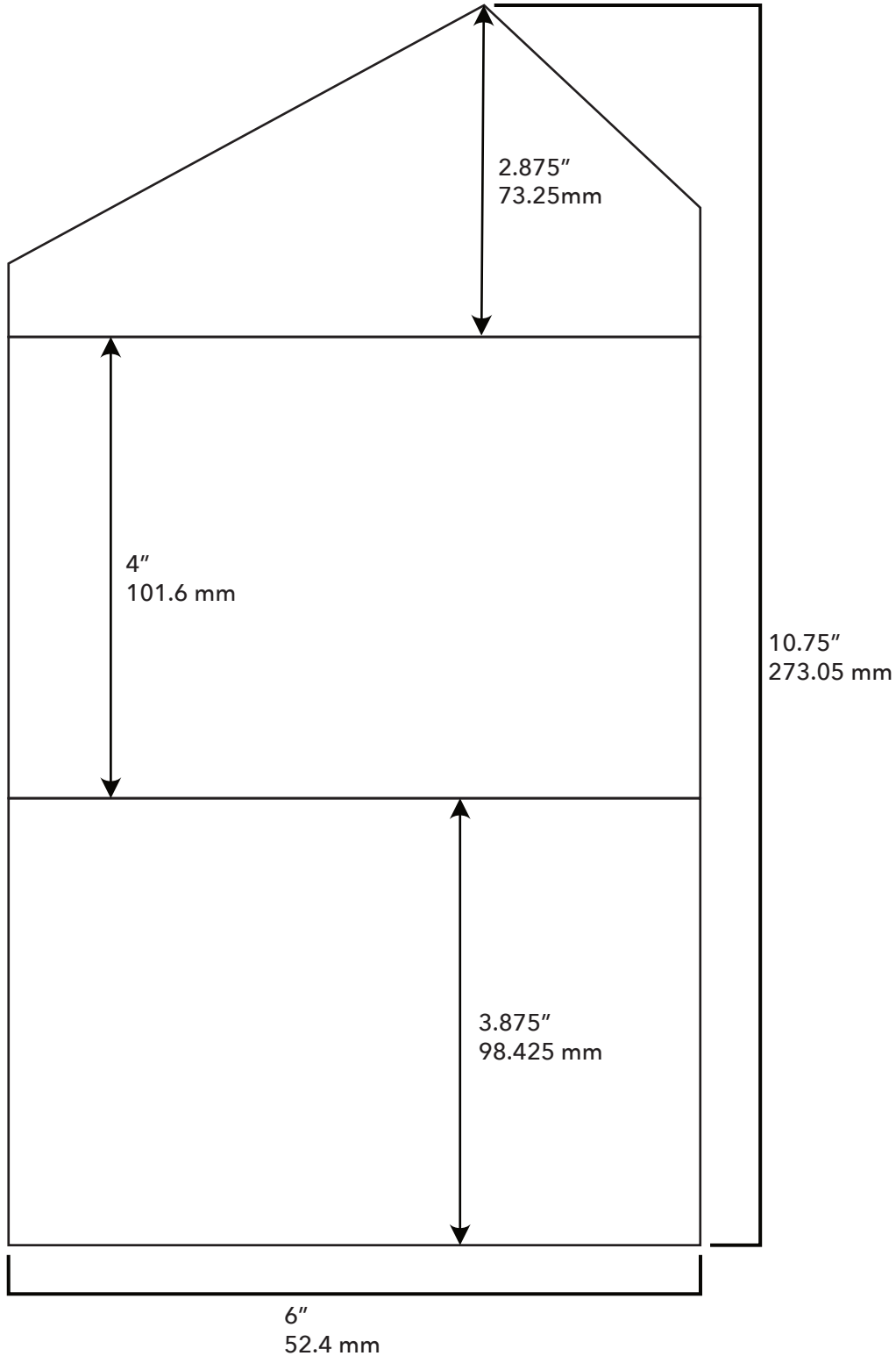
6" x 4" | 152.4 mm x 101.6 mm



\*Dimension may vary slightly due to the nature of the handmade paper making process.

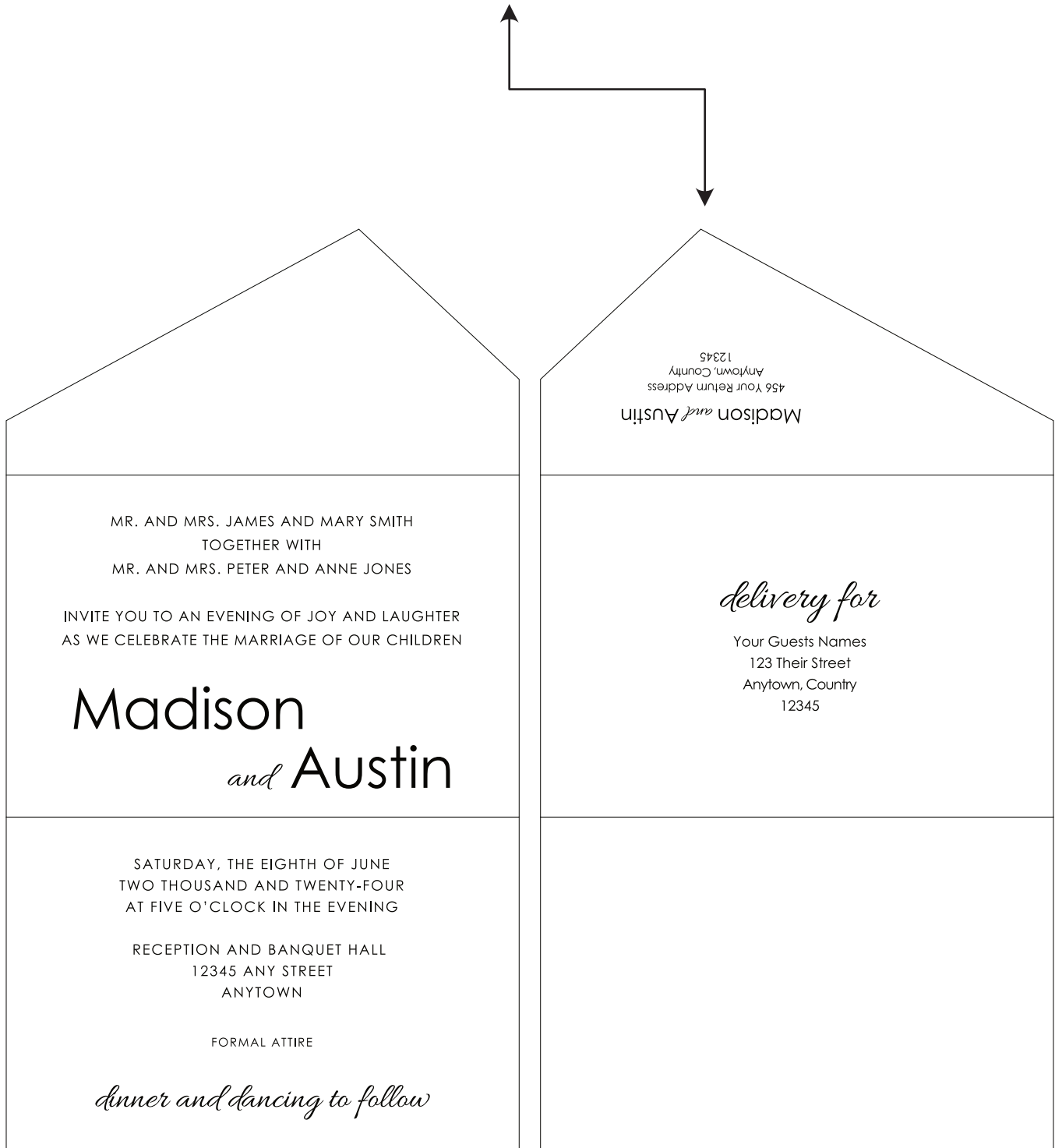
# ALL-IN-ONE DIMENSIONS

Please Note: Due to the handmade paper making process, product measurements may vary slightly from those shown.



# TEXT & ARTWORK LAYOUT TIPS

Please Note: If you intend to print on the outside flap the artwork and/or text needs to be positioned upside-down so it is in the correct orientation when folded.



Inside

Outside

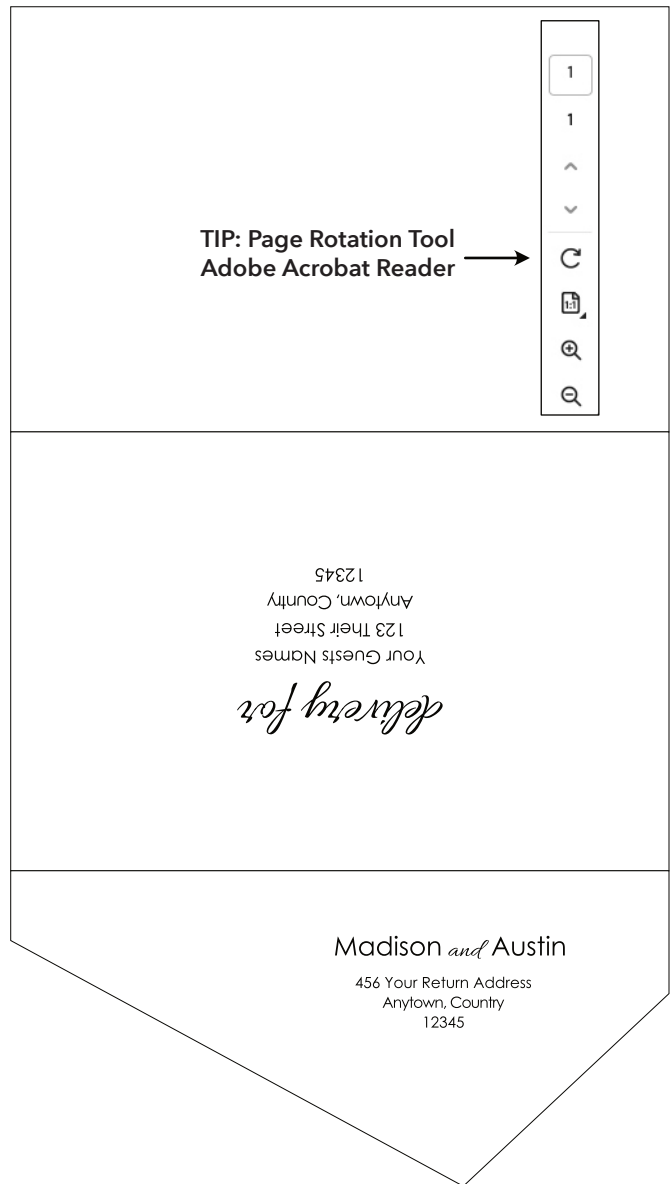
# HOME PRINTING TIPS

Results may vary due to individual home printer settings and tolerances.  
Prior to folding, please allow adequate time for ink to dry.

If home printing, feed from the bottom, one sheet at a time from the manual feed tray. Your artwork will need to be rotated 180 degrees as shown in the illustrations below.



Inside



Outside

# ALL-IN-ONE SEALING TIPS

Please note, handmade All-in-One Invitation Envelopes are not self sealing—*there are no adhesive strips on the flap*. They are designed to use with a traditional wax seal, adhesive-backed seal, or sticker.

Prior to folding and sealing, allow adequate time for ink to dry.

