



## Quilters Select Ruler Handle



The handle has a knob on the top and a suction cup on the bottom.





Stick it in the middle of any ruler you wish to use for your project. I found it stuck better if I added a bit of moisture to the suction cup.



Place your hand down on the ruler making sure the handle is above your fingers and the suction cup is below.

Now lift up your hand (this picks up the ruler) and put the ruler down into cutting position.



Just keep lifting up and moving the ruler as you cut. GREAT tool!!!!