



HOW TO DETERMINE YOUR RING SIZE

CONFIRM PRINTED PAPER SIZE

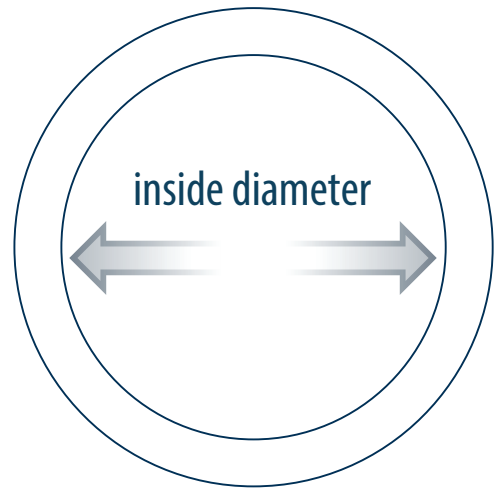


- 1) **Ring measurements are very precise.** Carefully follow these instructions to obtain an accurate measurement.
- 2) **Prior to printing,** ensure that Page Scaling is set to “None” on your print dialog box. (To Open the print dialog box, press CTRL+P)
- 3) **Measure the bar on the left.** It must be exactly 30 mm long.

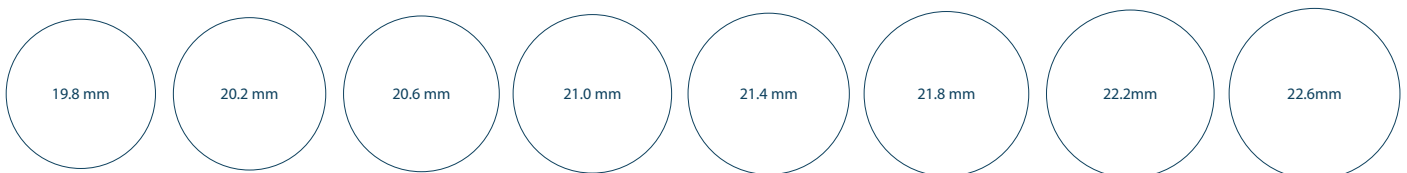
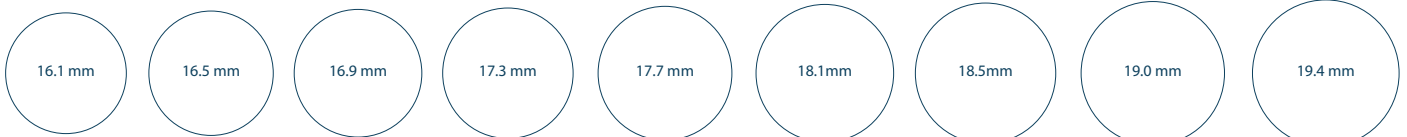
MEASURE CURRENT RING

1. Select a ring that properly fits the intended finger. (Engagement and wedding rings are traditionally worn on the ring finger on the left hand in Singapore and United States.)
2. Place the ring over the circles below, matching the inside edge of the ring to the circle nearest in size. This measurement refers to the inside diameter of the ring
3. If the ring falls between two sizes, order the larger size.

If you're still unsure, we would be able to send you a free ring sizer after you've placed your order.



MEASUREMENTS MATCH THE INSIDE EDGE OF THE RING





P A N T H E O N

TIPS FOR MEASURING RING SIZE

MEASURING YOUR FINGER

Your ring should fit your fingers comfortably; snug enough so that it will not fall off, but loose enough to slide over your knuckle.

Finger size changes depending on the time of day and the weather. For best results measure your finger size:

1. At the end of the day and when your fingers are warm (Fingers are smaller in the morning and when cold.)
2. Measure finger size 3 to 4 times to eliminate an erroneous reading.

Avoid using string or paper to measure ring size as these materials can stretch or twist, yielding an inaccurate measurement.

TIPS FOR BUYING THE RING AS A SURPRISE

Ask your significant other's friends or mother if they know her finger size.

Borrow one of your significant other's rings (from the correct finger) and use the ring measurements above to determine its size.

FREE RESIZING

Pantheon provides complimentary resizings on all customised engagement rings during the first year. Simply email us at enquiry@pantheonsilver.com to arrange for your free resize.

INTERNATIONAL SIZE CONVERSION

If ordering from outside of the US or Canada, determine your ring size according to your company's standard. Then use the international Ring Size Chart to convert to the corresponding US ring size to place your order.