



OUTDOOR TECH[®]

CALAMARI 2.0

THREE
IN ONE

CHARGE CABLE
+ DATA

IMPORTANT

Must read
pages 3-4
in order
to operate.

Made for



iPod



iPhone



iPad

Hi.



Good call on picking up the Outdoor Tech® Calarmari 2.0 Three in One Charge Cable. Your experience of the universe will soon be enhanced. This manual exists to help make sure that you use them correctly, so you're definitely going to want to relax for a hot second and look through this.

Kisses,



OUTDOOR TECH.

The first of these is the fact that the system is not in a steady state. The system is in a state of flux, and the variables are changing. This is a dynamic system, and the variables are interdependent. The second is the fact that the system is not linear. The relationships between the variables are non-linear, and the system is highly sensitive to initial conditions. The third is the fact that the system is not deterministic. The system is subject to random fluctuations, and the outcome is uncertain. The fourth is the fact that the system is not isolated. The system is open to the environment, and the environment can influence the system. The fifth is the fact that the system is not homogeneous. The system is composed of different parts, and the parts are not identical. The sixth is the fact that the system is not static. The system is constantly changing, and the variables are not constant. The seventh is the fact that the system is not simple. The system is complex, and the relationships between the variables are intricate. The eighth is the fact that the system is not predictable. The system is highly unpredictable, and the outcome is uncertain. The ninth is the fact that the system is not controllable. The system is not under human control, and the outcome is uncertain. The tenth is the fact that the system is not observable. The system is not visible, and the outcome is uncertain.

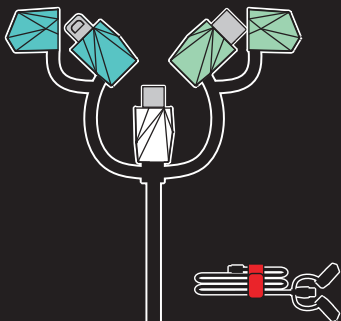
■ CONTENTS

What's Inside.....	1
Anatomy	2
Instructions	3
Specs.....	5

Important: Must read pages 3-4 in order to operate.

■ WHAT'S INSIDE

+ CALAMARI 2.0



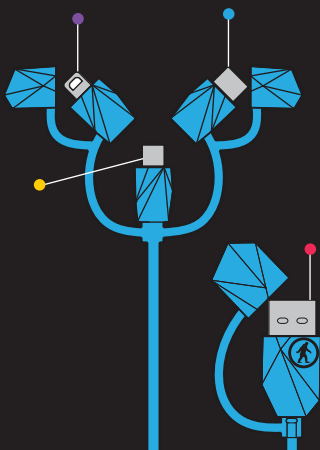
+ Charge Cable + Data

+ Cable strap

+ Instruction manual

+ Two ODT stickers

■ ANATOMY




● Lightning
● Micro USB

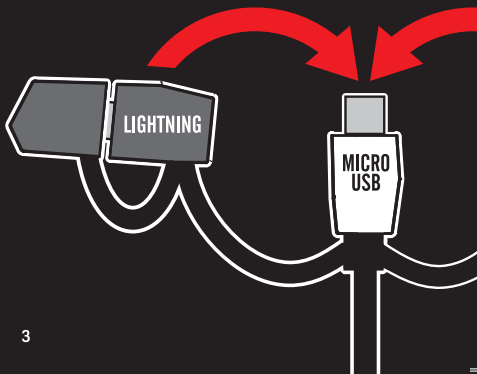
● USB Type-C
● USB

INSTRUCTIONS

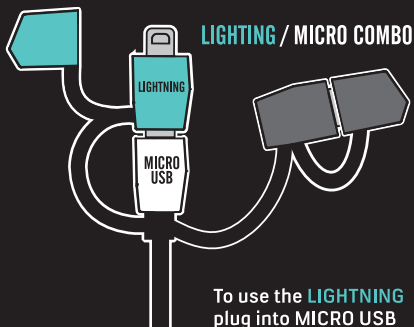
USB TYPE-C / MICRO COMBO



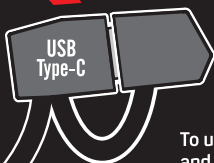
To use the **USB Type-C** plug into MICRO USB then into device.



INSTRUCTIONS



To use the **LIGHTNING** plug into MICRO USB then into device.



To use the **USB TYPE-C** and **LIGHTNING** adapters they must be plugged into the MICRO USB.

SPECS



- 35in (90cm) LONG
- MFi CERTIFIED
- CABLE CURRENT—MAX 2.4A
- CHARGE+DATA TRANSFER
- MICRO USB
- USB C 2.0—TYPE C
- LIGHTNING
- USB

K, bye.

DON'T BE SO ANTISOCIAL



Facebook.com/outdoortechnology
Twitter & Instagram: @outdoortech

Questions, comments, complaints, secret desires,
or just to say what's up: email info@outdoortech.com

K bye.



www.outdoortech.com