

# Lubrication equipment, hand-held lubrication tools and accessories



® SKF is a registered trademark of the SKF Group.

® Lincoln is a registered trademark of Lincoln Industrial Corp.

® PowerMaster, PileDriver and PowerLuber are registered trademarks of Lincoln Industrial Corp.

© SKF Group 2014

The contents of this publication are the copyright of the publisher and may not be reproduced (even extracts) unless prior written permission is granted. Every care has been taken to ensure the accuracy of the information contained in this publication but no liability can be accepted for any loss or damage whether direct, indirect or consequential arising out of the use of the information contained herein.

October 2014 • FORM 442869

Hand-held greasing tools and accessories . . . . .	6
Pumps and accessories . . . . .	40
Lube dispensing stations . . . . .	128
Hose reels and accessories . . . . .	130
Control valves, meters and accessories . . . . .	150
Bulk oil and diesel exhaust fluid (DEF) packages . . . . .	164
Portable used fluid handling equipment and fuel caddies . . . . .	168
Air line products and accessories . . . . .	194
Miscellaneous . . . . .	220
Typical installed lubrication and lubrication truck drawings . . . . .	224
Warranty and product disclaimers . . . . .	237
Numerical index . . . . .	238

- 1
- 2
- 3
- 4
- 5
- 6
- 7
- 8
- 9
- 10
- 11
- 12

# People, capabilities and systems to save money and increase productivity

## Industry leader

Continually satisfying our customers with the world's best lubrication equipment and pumping systems has made Lincoln the largest and most successful company in our field. For more than a century, companies have relied on our technical and quality leadership; our world-class manufacturing and customer service, and our vast network of distributors and support facilities.

## Providing solutions

Industrial customers in large processing plants, automotive manufacturing, pulp and paper mills, food and beverage and other manufacturing facilities can depend on solutions from Lincoln. For the toughest mobile applications, on the road or in the field, Lincoln protects heavy equipment used in mining, construction, agriculture and over-the-road trucking. In addition, Lincoln offers the best lubrication equipment to meet the needs of automotive service professionals.

## Worldwide support

With five technical support centers on three continents, and a network of distributors supported by regional sales and service offices, our customers can always draw on our worldwide resources.

## Other Lincoln sites

Lincoln has developed new internet sites to better serve customers by providing information customized for their needs. Visit us at [lincolnlube.com](http://lincolnlube.com), [mityvac.com](http://mityvac.com) and [mityvacFST.com](http://mityvacFST.com).





# A complete line of lubrication solutions and industrial pumping products



At every construction site, automobile repair shop and industrial plant, maintenance and automotive service professionals need high-quality lubrication equipment and pumping products.

Lincoln offers everything you need for lubrication. Our general-purpose and heavy-duty pumps, hose reels, meters and controls, used fluid systems and hand-held lubrication products are the best in the industry.

# SKF – the knowledge engineering company

From one simple but inspired solution to a misalignment problem in a textile mill in Sweden, and fifteen employees in 1907, SKF has grown to become a global industrial knowledge leader.



Over the years we have built on our expertise in bearings, extending it to seals, mechatronics, services and lubrication systems. Our knowledge network includes 46 000 employees, 15 000 distributor partners, offices in more than 130 countries, and a growing number of SKF Solution Factories around the world.

## Research and development

We have hands-on experience in over forty industries, based on our employees' knowledge of real life conditions. In addition our world-leading experts and university partners who pioneer advanced theoretical research and development in areas including tribology, condition monitoring, asset management and bearing life theory. Our ongoing commitment to research and development helps us keep our customers at the forefront of their industries.



## Meeting the toughest challenges

Our network of knowledge and experience along with our understanding of how our core technologies can be combined helps us create innovative solutions that meet the toughest of challenges. We work closely with our customers throughout the asset life cycle, helping them to profitably and responsibly grow their businesses.

## Working for a sustainable future

Since 2005, SKF has worked to reduce the negative environmental impact from our own operations and those of our suppliers. Our continuing technology development introduced the SKF BeyondZero portfolio of products and services which improve efficiency and reduce energy losses, as well as enable new technologies harnessing wind, solar and ocean power. This combined approach helps reduce the environmental impact both in our own operations and in our customers'.

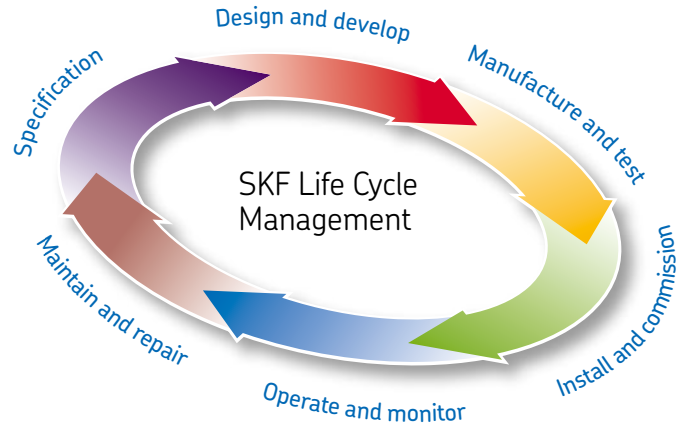
*SKF Solution Factories make SKF knowledge and manufacturing expertise available locally, to provide unique solutions and services to our customers.*

*Working with SKF IT and logistics systems and application experts, SKF Authorized Distributors deliver a valuable mix of product and application knowledge to customers worldwide.*



## Our knowledge – your success

**SKF Life Cycle Management is how we combine our technology platforms and advanced services, and apply them at each stage of the asset life cycle, to help our customers to be more successful, sustainable and profitable.**



### Working closely with you

Our objective is to help our customers improve productivity, minimize maintenance, achieve higher energy and resource efficiency, and optimize designs for long service life and reliability.



### Bearings

SKF is the world leader in the design, development and manufacture of high performance rolling bearings, plain bearings, bearing units and housings.

### Innovative solutions

Whether the application is linear or rotary or a combination of the two, SKF engineers can work with you at each stage of the asset life cycle to improve machine performance by looking at the entire application. This approach doesn't just focus on individual components like bearings or seals. It looks at the whole application to see how each component interacts with the next.



### Machinery maintenance

Condition monitoring technologies and maintenance services from SKF can help minimize unplanned downtime, improve operational efficiency and reduce maintenance costs.

### Design optimization and verification

SKF can work with you to optimize current or new designs with proprietary 3-D modeling software that can also be used as a virtual test rig to confirm the integrity of the design.



### Sealing solutions

SKF offers standard seals and custom engineered sealing solutions to increase uptime, improve machine reliability, reduce friction and power losses, and extend lubricant life.



### Mechatronics

SKF fly-by-wire systems for aircraft and drive-by-wire systems for off-road, agricultural and forklift applications replace heavy, grease or oil consuming mechanical and hydraulic systems.



### Lubrication solutions

From specialized lubricants to state-of-the-art lubrication systems and lubrication management services, lubrication solutions from SKF can help to reduce lubrication related downtime and lubricant consumption.



### Actuation and motion control

With a wide assortment of products – from actuators and ball screws to profile rail guides – SKF can work with you to solve your most pressing linear system challenges.



Model 1142



Model 1162



Model 1134



Model 5470



Model 1880



Model 816

# Hand-held greasing tools and accessories

- Battery-operated grease guns and accessories . . . . . 8**
- 120 V corded electric grease gun . . . . . 16**
- Air-operated grease guns . . . . . 17**
- Manually operated grease guns . . . . . 18**
  - Lever style . . . . . 19
  - Premium series . . . . . 20
  - Pistol grip style . . . . . 22
  - Suction guns . . . . . 23
- Clear grease guns and grease gun tubes . . . . . 24**
- Greasing hoses, adapters and accessories . . . . . 25**
  - Grease hose extensions for grease guns . . . . . 25
  - Grease couplers . . . . . 28
  - Grease coupler extensions and adapters . . . . . 30
- Grease fittings and grease fitting adapters . . . . . 32**
  - Packaged grease fittings . . . . . 32
  - Boxed and bulk grease fittings . . . . . 34
  - Fitting adapters and tools . . . . . 36
- Bearing packers . . . . . 38**

Model 1880



## PowerLuber 20 V lithium ion series 1880 battery-operated grease gun

**Powerful, versatile technology from the lubrication experts**

- **High pressure and volume**

The PowerLuber's redesigned, high-torque powerhead delivers grease at up to 10 000 psi (689,5 bar) in both high- and low-output settings. The new design reduces battery load and maximizes grease output per charge.

- **Accuracy and precision**

The tool's liquid crystal display (LCD) accurately indicates standard readings such as battery level and grease flow (grams or ounces). In addition, the LCD's flow meter detects the loss of prime, eliminating false readings to help ensure the equipment being serviced is properly lubricated.

- **Work-ready design**

The rugged PowerLuber's new three-point base keeps the tool upright and stable for easy handling without being bulky to allow easy access to fittings in tight spaces. Also, the tool has a convenient, built-in LED to illuminate the work area.

### Features

- Multi-function LCD – display shows grease output and battery charge, and alerts the operator of blocked fittings and loss of prime
- Work light – built-in LED illuminates the work area
- Three-point base – base keeps the grease gun upright for easy handling and helps to keep the tool clean
- Two-speed digital grease output selector – switch from low-volume to high-volume dispensing with the touch of a button
- Vent valve and filler nipple – the vent valve purges trapped air to help assure easy prime, and the filler nipple facilitates a quick, clean refill for those who prefer to bulk fill their barrel
- Integrated hose holder and tube guide – the holder's unique design allows for secure hose storage, and the tube guide provides easy threading of the grease barrel
- Flex hose – the 36 in. (91 cm) flex hose comes with anti-kink spring guards on each end and is the ideal size for most lubrication tasks
- Lithium-ion battery – lithium-ion technology is powerful and efficient, delivering an even flow of energy and eliminating the slowdown associated with NiCad, while offering three times the charge cycles



**Model 1882**

Packed in a convenient heavy-duty carrying case molded from impact- and stain-resistant plastic. Model 1882 comes complete with the 20 V Li Ion PowerLuber (model 1880) and battery (model 1871) and AC charger (model 1870).

**Model 1884**

Includes the same content as model 1882 plus a second 20 V Li Ion rechargeable battery (model 1871).

**Accessories**

**Battery – model 1871**

20 V Li Ion slide-on battery.

**Charger – model 1870**

One hour high-output 110 V AC charger.

**Model 1875A**

One hour charger for use in vehicles and heavy equipment using 12 or 24 V DC outlets.

Model 1882



Model 1884



Model 1871



Model 1870





Model 1860



## PowerLuber 18 V lithium ion series battery-operated grease gun

Lincoln introduces the most advanced grease gun on the market. The new Li Ion series offers far more than just extended run times. This powerful grease gun includes a multi-function LCD with many features including an easy to understand read-out showing the quantity of lubricant being dispensed to prevent over lubricating and wasting grease.

### Features

- LCD – quantity of grease dispensed, quantity of grease remaining in cartridge, battery charge level, stall indicator, operation symbol
- LED lights up hard to locate fittings when under equipment or in the shade
- New 18 V low-interference, high-performance motor
- New heavy-duty pump casting
- New motor protection design includes self-resetting thermal switch and front relief valve
- Two-speed transmission delivers excellent output and pressure
- New longer 36 in. (914 mm) high-pressure hose
- New air-purge valve for immediate prime
- Bulk filler valve
- Check-ball accessibility allows easy cleaning of contaminated or hardened grease





### Model 1862

Packed in a convenient heavy-duty carrying case molded from impact- and stain-resistant plastic. Model 1862 comes complete with the 18 V Li Ion PowerLuber (model 1860) and battery (model 1861), a 110 V one-hour charger (model 1850) and a 36 in. (914 mm) high-pressure flex hose with spring guard (model 1236).

### Model 1864

Includes the same content as model 1862 plus a second 18 V Li Ion rechargeable battery (model 1861).

## Accessories

### Battery – model 1861

3.0 high-amp Li Ion slide-on battery.

### Charger – model 1850

One hour high-output 110 V AC charger.

### Model 1855A

One hour fast charger for use in vehicles and heavy equipment using 12 or 24 V DC outlets.

### Hose – model 1236

36 in. (914 mm) high-pressure hose with spring guards.

Model 1861



Model 1850



Model 1855A



Model 1862



Model 1440



## Professional two-speed 14.4 and 18 V NiCad battery-operated grease guns

Lincoln, the inventor of the cordless grease gun, remains a valuable partner with technicians, mechanics, maintenance teams, farmers and others for almost every lubrication and preventative maintenance task imaginable.

PowerLuber's versatile two-speed design gives it the capability of two powerful tools in one. At the touch of a button, it can deliver high volumes of lubricant at medium pressure or a concentrated stream at high pressure. The PowerLuber includes a built-in stroke indicator to make it easy to measure total output.

### Features

- Powerful high-torque motor
- 7 500 psi (517 bar) working output pressure
- 9 oz./min. (266 ml/min.) grease output at 1 000 psi (69 bar) (H)
- Air purge valve for immediate prime
- Two-speed output selection
- 30 in. (762 mm) high-pressure whip hose with spring guards and coupler (model 1230)
- Slotted heavy-duty casting accepts shoulder strap
- Check-ball accessibility allows easy cleaning of contaminated or hardened grease
- One-hour smart charger
- High-capacity battery



**Multi-speed output selector\***  
Control the powerful two-speed transmission with just a push



**Stroke cycle indicator pin**  
Lets you monitor total output by touch



**Motor protection**  
Reset breaker protects motor from overload

\* High output setting (H) delivers 2.5 times the volume as lower output setting (L).

**Model 1842**

Packed in a convenient heavy-duty carrying case molded from impact- and stain-resistant plastic. Model 1842 comes complete with the 18 V NiCad PowerLuber (**model 1800**) and battery (**model 1801**), a 110 V one-hour charger (**model 1410**), and a 30 in. (762 mm) high-pressure flex hose with spring guard (**model 1230**).

**Model 1844**

Includes the same content as model 1842 plus a second 18 V NiCad rechargeable battery (**model 1801**).

**Model 1442**

Packed in a convenient heavy-duty carrying case molded from impact- and stain-resistant plastic. Model 1442 comes complete with the 14.4 V NiCad PowerLuber (**model 1400**) and battery (**model 1401**), a 110 V one-hour charger (**model 1410**), and a 30 in. (762 mm) high-pressure flex hose with spring guard (**model 1230**).

**Model 1444**

Includes the same content as Model 1442 plus a second 14.4 V NiCad rechargeable battery (**model 1401**).

**Model 1844**



Models 1442, 1444, 1842 and 1844 all include carrying case

Model 1242



## PowerLuber 12 V battery-operated grease guns

### Model 1242

The standard 12 V PowerLuber grease gun is powerful, generating up to 6 000 psi (414 bar) of operating pressure. The battery recharges in only one hour and lasts long enough to dispense 3 to 5 tubes of grease against 1 000 psi (69 bar) back pressure. It's perfect for hard-to-reach fittings. It relieves worker fatigue and speeds up routine lubrication tasks. Lube capacity is 16 oz. (454 cm<sup>3</sup>) bulk and 14.5 oz. (411 cm<sup>3</sup>) cartridge.

### Model 1244

Includes second 12 V rechargeable battery (model 1201) for uninterrupted lube application.

### Model 1240

Economy packed without carrying case. Includes one 12 V rechargeable battery (model 1201) and battery charger (model 1210).

### Model 1200

PowerLuber and battery only.

Model 1240



### Comes complete with:

- 110 V fast charger (model 1210)
- 12 V NiCad rechargeable battery (model 1201)
- 30 in. (762 mm) high-pressure flex hose with spring guard (model 1230)
- Pressure relief valve to prevent motor overload
- Check-ball accessibility allows easy cleaning of contaminated or hardened grease

Model 1871



## PowerLuber accessories

Model 1861



Model 1801



### Batteries

#### Model 1871

20 V li ion rechargeable slide-on battery for 1880 series PowerLubers.

#### Model 1861

18 V li ion rechargeable slide-on battery for 1860 series PowerLubers.

#### Model 1801

18 V NiCad rechargeable battery for 1840 series PowerLubers.

#### Model 1401

14.4 V NiCad rechargeable battery for 1440 series PowerLubers.

### Model 1201

12 V NiCad rechargeable battery for 1240 series PowerLubers.

**Note:** NiCad and Li Ion batteries are not interchangeable.

Model 1401



Model 1201



## Chargers

### Model 1870

One hour high-output 110 VAC charger. For use with 20 V Li Ion battery model 1871.

### Model 1875A

One hour charger for use in vehicles and heavy equipment using 12 or 24 V DC outlets. For use with 20 V Li Ion battery model 1871.

### Model 1850

110 V one hour high-output li ion charger maximizes the life cycle of the battery. For use with 18 V Li Ion battery model 1861.

### Model 1855A

One hour fast charger for use in vehicles and heavy equipment using 12 or 24 V DC outlets. For use with 18 V Li Ion battery model 1861.

### Model 1410

110 V “smart” charger recharges batteries in less than one hour and recognizes battery condition when not in use. For use with both Lincoln model 1401 (14.4 V NiCad) and model 1801 (18 V NiCad) battery packs.

### Model 1815A

One hour charger for use in vehicles and heavy equipment using 12 or 24 V DC outlets. For use with both Lincoln model 1401 (14.4 V NiCad) and model 1801 (18 V NiCad) battery packs.

### Model 1210

110 V one-hour fast charger for use with battery pack model 1201. 6 ft. (1,8 m) cord; UL/ULC listed.

### Model 1215

One hour charger for use in vehicles and heavy equipment using 12 V DC outlets. For use with 12 V NiCad battery model 1201.

### Model 1215A

One hour fast charger for use in vehicles and heavy equipment using 12 or 24 V DC outlets. For use with 12 V NiCad battery model 1201.

### Model 1414

Shoulder strap for hands-free movement from job to job (14.4 and 18 V PowerLubers only).

Model 1870



Model 1875A



Model 1850



Model 1855A



Model 1410



Model 1815A



Model 1210



Model 1215



Model 1414



Model 1230



### PowerLuber accessories – whip hoses

Model	Description		Thread size		Maximum pressure Working	
	in.	mm	Inlet UNEF	Outlet NPT (m)	psi	bar
1218	18	457	7/16	1/8	7 500	517
1224	24	610	7/16	1/8	7 500	517
1230	30	762	7/16	1/8	7 500	517
1236	36	914	7/16	1/8	7 500	517

Model AC2440



## PowerLuber 120 V corded electric grease gun

### Corded AC power

The first of its kind in the industry, the 120 V corded PowerLuber's motor provides the highest torque values in its class. Its variable speed trigger combines with a two-speed transmission for precise flow control. Ideal for filling grease reservoirs, the 120 V grease gun is an excellent alternative to pneumatic lube tools.

### Features

- High torque 120 V AC motor
- Unmatched for power, longevity and performance
- Variable speed trigger combines with the 2-speed transmission for excellent flow control
- Excellent for refilling grease reservoirs
- Excellent alternative to pneumatic lube tools
- Pressure relief valve to prevent motor overload
- Check-ball accessibility allows easy cleaning of contaminated or hardened grease
- Includes 30 in. (762 mm) hose (model 1230)



#### 120 V PowerLuber technical data

<b>Models</b>	<b>AC2440/AC2400<sup>2)</sup></b>
<b>Voltage</b>	120 V
<b>Transmission</b>	2-speed transmission with variable speed trigger
<b>Lube capacity</b>	16 oz. (454 cm <sup>3</sup> ) bulk/14.5 oz. (411 cm <sup>3</sup> ) cartridge
<b>Grease flow indicator</b>	Patented stroke counter
<b>Output pressure</b>	7 000 psi (483 bar)
<b>Output rate per minute<sup>1)</sup></b>	3.6 (L) to 8.0 oz. (H) [102 (L) to 227 cm <sup>3</sup> (H)]
<b>Cartridges dispensed per charge<sup>1)</sup></b>	Unlimited
<b>Overload protection</b>	Pressure relief valve, thermal protector
<b>Bulk filler valve</b>	Yes
<b>Quick vent – air purge valve</b>	Yes
<b>Hose type</b>	30 in. (762 mm) high pressure with dual spring guards and model 5852 coupler
<b>Compact carrying case</b>	Yes ( <b>model AC2440 only</b> )
<b>Hose, coupler, cord clip</b>	Yes
<b>6 ft. (1,8 m) power cord</b>	Yes

<sup>1)</sup> At 1 000 psi (69 bar) back pressure  
<sup>2)</sup> Does not include carrying case

## PowerLuber fully automatic pneumatic grease gun

### Model 1162

The variable speed trigger provides excellent grease flow control while the advanced pump design eliminates traditional priming issues

- Outstanding durability and dependability
- Fully automatic, continuous operation
- Variable-speed trigger
- Accessible check valve assembly
- Comfortable grip
- 30 in. (762 mm) high-pressure hose with coupler and attachment clip (model 1230)
- Includes a combination filler nipple and bleeder valve
- Superior flow performance obtained through advanced design
- Standard grease cartridge

Model 1162



1

### Model 1162 PowerLuber technical data

Pump ratio	40:1 at 150 psi (10 bar)
Maximum grease pressure	6 000 psi (414 bar)
Air pressure range	40 to 150 psi (2.8 to 10.3 bar)
Lube capacity	16 oz. (454 cm <sup>3</sup> ) bulk/14.5 oz. (411 cm <sup>3</sup> ) cartridge
Weight	5.375 lbs. (2,4 kg)



Model 1142



## Lincoln – the brand the pros demand for quality lubrication tools

For over a century the industry has recognized Lincoln as the leader in professional lubrication tools. Professional automotive, agricultural and industrial mechanics depend on Lincoln tools for their livelihood. Lincoln tools offer a lifetime of performance and are backed by the most comprehensive warranty in the industry.

### Lincoln hand-held grease guns offer:

- Rugged cast pump head for strength and durability.
- Jam-proof toggle mechanism prevents binding.
- Performance-proven design.
- Locking follower rod with removable end cap.
- Extra-heavy follower spring insures positive priming and uninterrupted pumping action.
- Accessible check valve allows easy cleaning without gun disassembly.
- Follower rod locks into follower to force prime.
- Precision fit and hardened plunger prevents lubricant bypass, resists scoring for longer life.

Model 1148



Model 1013



### Grease gun comparison chart

Includes	1142	1148	1013
Durable high-pressure grease gun	X	X	X
Precision fit and hardened plunger	X	X	X
Accessible check valve	X	X	X
5852 hydraulic coupler	X	X	X
Rugged cast head	X	X	X
Locking follower rod	X	X	X
Removable end cap	X	X	X
Variable stroke/variable pressure		X	X
Multi-port pickup for greasing in tight areas		X	X
Air purge valve		X	
Large piston and bore			X
High output setting			X
360° rotating extension			X
Quick adjustment handle			X
Plated barrel, head and handle			X
Bulk filler nipple			X
Ergonomic hand grip			X



## Heavy-duty lever-type grease guns

### Model 1142

Designed for rough treatment on the job with a cast iron pump head, precision fit plunger and extra heavy follower spring.

### Model 1147

Same as model 1142 with 18 in. (457 mm) whip hose and coupler.

### Model 1148

Premium version of our popular model 1142. This pump head includes dual grease inlet ports that provide the user the option of high pressure or high volume delivery. The tool also includes a comfortable vinyl grip and vent valve for purging air.

### Model 1151

Same as model 1142 but holds 21 oz. (595 cm<sup>3</sup>) bulk.

### Model G100 lever action

Features non-slip grip, steel block head. Uses standard 14 oz. (397 g) grease cartridge.


### Model G103 3 oz. (85 g) lever action

The perfect tool for low-volume greasing applications. Compact and lightweight, it's ideal for do-it-yourself auto repair, lawn and garden, ATV, marine, motorcycles, trailers and more. Unlike other 3 oz. (85 g) models, the G103 incorporates the traditional lever-action design providing better handling and much higher output pressure.

#### Key features:

- Lever-action design produces 6 000 psi (414 bar), far exceeding mini pistol-grip models
- Cast aluminum head, powder-coated barrel, comfortable vinyl grip
- Uses 3 oz. (85 g) cartridge or can be hand packed or bulk filled
- Conveniently stores in tool box or tray
- Optional 12 and 18 in. (305 and 457 mm) flex hoses available separately
- Jam-proof handle mechanism
- Replaceable hydraulic grease coupler

Model 1142



Model 1147



Model 1148



Model 1151



Model G100



Model G103



### Lever-type grease guns

Model	Capacity size		Cartridge		Extension	Coupler	Size*	
	Bulk							in.
–	oz.	grams	oz.	grams	–	–		
<b>1142</b>	16	454	14.5	411	62028, 6 in. (152 mm)	5852	21 3/4	552
<b>1147</b>	16	454	14.5	411	71518, 18 in. (457 mm) hose	5852	21 3/4	552
<b>1148</b>	16	454	14.5	411	62028, 6 in. (152 mm)	5852	21 3/4	552
<b>1151</b>	21	595	14.5	411	62028, 6 in. (152 mm)	5852	24 1/2	622
<b>G100</b>	16	454	14	397	5 in. (127 mm)	G300	19	482
<b>G103</b>	3.2	90	3	85	62028, 6 in. (152 mm)	G300	9 1/2	240

\* Includes rigid extension  
Specifications: output 1 oz. (28 cm<sup>3</sup>) per 33 strokes using No. 1 grease at 70 °F (21 °C). Barrel diameter 2 1/4 in. (57 mm)

## Premium series grease guns

Model 1013



Model 1145



Model 1035



### Dual pressure – dual output

#### Model 1013 and 1145

- High-output setting delivers twice the grease per stroke
- High or low pressure for light- or heavy-duty greasing action
- Full pressure on short strokes for heavy greasing in tight places; develops full pressure with just  $\frac{1}{4}$  in. (6,35 mm) stroke
- Extension swivels  $360^\circ$  for hard-to-reach fittings
- Plated barrel, head and handle
- Handy three-way loading: cartridge, filler pump or bulk
- Comfortable, ergonomic grip

### Precision high pressure and volume

#### Model 1035 and 1037

- Exclusive toggle mechanism design uses compound leverage for high-pressure pumping with little effort
- Rust resistant plated gun barrel and handle, black enamel head
- Equipped with filler nipple for fast refill from Lincoln filler pump
- 21 oz. (595 cm<sup>3</sup>) bulk capacity for heavy-duty greasing applications
- High volume (model 1037) delivers 1 oz. (28 cm<sup>3</sup>) in just nine strokes

**Dual pressure**

Model	Capacity size		Extension	Size		Maximum pressure			
	Bulk	Cartridge		in.	mm	psi	bar		
–	oz.	cm <sup>3</sup>	oz.	cm <sup>3</sup>	–	in.	mm	psi	bar
<b>1013</b>	16	454	14.5	411	6 in. (152 mm) model 62028 and model 5852 hydraulic coupler	22 1/2	572	7 000/ 4 000	483/ 276
<b>1145</b>	21	595	14.5	411	6 in. (152 mm) model 62028 and model 5852 hydraulic coupler	25 1/4	641	7 000/ 4 000	483/ 276

Specifications: Output at low pressure 1 oz. (28 cm<sup>3</sup>) per 18 strokes; at high pressure 1 oz. (28 cm<sup>3</sup>) per 33 strokes using No. 1 cup grease at 70 °F (21 °C). Barrel diameter 2 1/4 in. (57 mm)

**High pressure**

Model	Capacity size		Extension	Size		Maximum pressure			
	Bulk	Cartridge		in.	mm	psi	bar		
–	oz.	cm <sup>3</sup>	oz.	cm <sup>3</sup>	–	in.	mm	psi	bar
<b>1035</b>	21	595	14.5	411	6 in. (152 mm) model 62028 and model 5845 coupler	27 1/4	692	7 000	483

Specifications: Lubricant output 1 oz. (28 cm<sup>3</sup>) per 25 strokes using No. 1 cup grease at 70 °F (21 °C). Barrel diameter 2 1/4 in. (57 mm)

**Volume**

Model	Capacity size		Extension	Size		Maximum pressure			
	Bulk	Cartridge		in.	mm	psi	bar		
–	oz.	cm <sup>3</sup>	oz.	cm <sup>3</sup>	–	in.	mm	psi	bar
<b>1037</b>	21	595	14.5	411	6 in. (152 mm) model 62028 and model 5845 coupler	27 1/4	692	3 000	207

Specifications: Lubricant output 1 oz. (28 cm<sup>3</sup>) per 9 strokes using No. 1 cup grease at 70 °F (21 °C). Barrel diameter 2 1/4 in. (57 mm)



**Load pin in rear position for high-output delivery**  
 With handle in rear shift position, grease is delivered at low pressure [maximum 4 000 psi (276 bar)] with strokes from 1/4 to 12 in. (6,35 to 305 mm). Output 1 oz. (28 cm<sup>3</sup>) per 18 full strokes.

**Load pin in front position for high pressure delivery**  
 With handle in front shift position, grease is delivered at high pressure [maximum 7 000 psi (483 bar)] with strokes from 1/4 to 9 in. (6,35 to 229 mm). Output 1 oz. (28 cm<sup>3</sup>) per 33 full strokes.

## Heavy-duty pistol grip-type grease guns



### Model 1132

Fast, one-hand operation with similar features and benefits of Lincoln lever-type grease guns. Includes 5 in. (127 mm) extension with coupler.

### Model 1133

Same as model 1132 with 18 in. (457 mm) whip hose and coupler.

### Model 91108 filler nipple

Enables hand guns to be loaded using filler pump method. Includes ball check; 1/8 in. NPT (m).

### Model 82760 grease gun holder

Can be mounted to almost any surface. Holds grease guns and suction guns with 2 1/4 in. OD barrel. Holds guns until ready to use. Not for use with CLR tubes.




### Model 1134

Extra-heavy-duty pistol grip grease gun. Cast head design. Jam proof handle return mechanism. Develops up to 7 500 psi (517 bar). Includes both 18 in. (457 mm) whip hose with coupler and 6 in. (152 mm) rigid tube. Variable stroke allows a high pressure option for high tolerance applications. Includes combination air bleeder/filler nipple to bulk fill and easily release trapped air.

### Model G160 grease gun holder

Holds grease and suction guns with 2 1/4 in. OD barrel. Mount to any surface. Not for use with CLR tubes.



### Pistol grip grease guns

Model	Capacity size		Cartridge		Extension	Coupler	Size	
	oz.	cm <sup>3</sup>	oz.	cm <sup>3</sup>			–	in.
1133	16	454	14.5	411	71518 18 in. (457 mm) hose	5852	15 1/2	394
1132	16	454	14.5	411	6 in. (152 mm) straight pipe	5852	15 1/2	394
1134	16	454	14.5	411	18 in. (457 mm) flex hose, 6 in. (152 mm) straight pipe	5852	15 1/2	394
G112	16	454	14.5	411	4 in. (102 mm) straight pipe	G300	19	482
G113	16	454	14.5	411	18 in. (457 mm) flex hose	G300	19	482

## Suction guns

### Model 615 suction gun

18 oz. (532 cm<sup>3</sup>) capacity with 12 in. (304,8 mm) flex hose. Perfect for draining and filling differentials, clutches, power steering reservoirs and transmissions. Needs no priming. Features heavy-duty steel barrel and non-slip knurling.

### Model G150 suction gun

Holds up to 17 oz. (503 cm<sup>3</sup>) of fluid. Flexible nozzle.



### Suction guns

Model	Capacity size		Cartridge		Extension	Coupler	Size*	
	Bulk							
–	oz.	cm <sup>3</sup>	oz.	cm <sup>3</sup>	–	–	in.	mm
<b>615</b>	18	532	–	–	12 in. (305 mm)	–	14	356
<b>G150</b>	17	503	–	–	12 in. (305 mm)	–	13 1/2	343

\* Includes rigid extension  
 Specifications: output 1 oz. (28 cm<sup>3</sup>) per 33 strokes using No. 1 grease at 70 °F (21 °C). Barrel diameter 2 1/4 in. (57 mm)

## Clear grease guns and grease gun tubes

Model 1440CLR



### Lincoln's premium line of clear grease guns for 100% positive grease identification

Not all grease is created equally – different equipment, machines, bearing types and vehicles require different types of grease. Proper identification of the grease once installed in a grease gun can be challenging. Lincoln's clear tube allows for quick grease identification eliminating the risk of mixing incompatible or unspecified greases.

Built to last – the high strength clear tube and aircraft aluminum adapters create one of the most durable tube assemblies in the industry. Traditional steel tubes are subject to damage in the workplace through drops and hits from other tools. The Lincoln clear tube design is impervious to this type of damage. Its resilient shell eliminates waste from grease bypass.

Military proven – Lincoln's clear tube design was developed successfully for military maintenance support. The clear tube is being used successfully in these harsh environments, and it provides the 100% grease identification they demand.

### The clear design enables:

- Positive grease type identification (bulk or cartridge)
- Visual confirmation of quantity of grease remaining in tube (bulk)
- Visual confirmation of air pockets eliminating the loss of prime (bulk)
- Visual confirmation of grease separation or contamination (bulk)
- Perfect concentricity and resilience eliminates bypass (bulk or cartridge)
- Visual recognition of grease brand promotes quality of shop (cartridge)

Model 1142CLR



Model 1100CLR



### Clear grease gun models

Model	Description
1100CLR	<b>Tube only</b> , clear – for easy conversion from standard Lincoln steel tubes
1107CLR	<b>Tube only</b> , clear – for conversion of many competitive models
1134CLR	Gun, heavy-duty pistol with clear tube
1142CLR	Gun, lever with clear tube
1148CLR	Gun, lever deluxe with clear tube
1240CLR	12 V PowerLuber with clear tube
1440CLR	14.4 V PowerLuber with clear tube

Clear tube kits (models 1100CLR and 1107CLR) are available to allow the conversion of grease guns currently in use

# Hoses for grease guns and air-operated control valves

## Premium extensions for grease guns and air-operated control valves

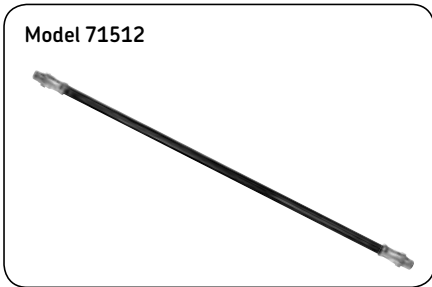
Model	Description		Thread size NPT (m)	Maximum pressure Working	
	in.	mm		psi	bar
5812	12	305	1/8	4 500	310
5818	18	457	1/8	4 500	310
5861	36	914	1/8	4 500	310



Strategically placed coil spring provides nonslip, push-pull grip and prevents accidental kinking which could cause hose ruptures.

## Hose extensions for manually operated grease guns, packaged

Model	Description		Thread size		Maximum pressure Working		Burst pressure	
	in.	mm	inlet NPT (m)	outlet NPT (m)	psi	bar	psi	bar
71512	12	305	1/8	1/8	3 000	207	12 000	827
71518	18	457	1/8	1/8	3 000	207	12 000	827
G212	12	305	1/8	1/8	3 500	241	14 000	965
G212S*	12	305	1/8	1/8	3 500	241	14 000	965
G218	18	457	1/8	1/8	3 500	241	14 000	965
G218S*	18	457	1/8	1/8	3 500	241	14 000	965



\* With spring guard

## Extensions for manually operated grease guns, bulk (unpackaged)

Model	Description		Thread size NPT (m)	Maximum pressure Working		Burst pressure	
	in.	mm		psi	bar	psi	bar
75912CL	12	305	1/8	3 000	207	12 000	827
75918CL	18	457	1/8	3 000	207	12 000	827
75924CL	24	610	1/8	3 000	207	12 000	827
75936CL	36	914	1/8	3 000	207	12 000	827

## Whip hose extensions for PowerLubers



*These hoses only fit Lincoln battery-operated PowerLuber grease guns and model 1162 air-operated grease guns.*

### PowerLuber whip hoses



Model	Description		Thread size		Maximum pressure Working	
	in.	mm	inlet UNEF	outlet NPT (m)	psi	bar
–	–	–	–	–	–	–
<b>1218</b>	18	457	7/16	1/8	7 500	517
<b>1224</b>	24	610	7/16	1/8	7 500	517
<b>1230</b>	30	762	7/16	1/8	7 500	517
<b>1236</b>	36	914	7/16	1/8	7 500	517



Assemblies for standard hydraulic fittings

Model	Whip hose		Coupler	Thread size NPT (m)	Maximum pressure Working		
	in.	mm			psi	bar	
81725	5818	18	457	5845	1/8	4 500	310
81726	5812	12	305	5845	1/8	4 500	310
81795*	5812	12	305	5845	1/8	4 500	310

\* Includes model 81980 locking sleeve



Assemblies for button-head couplers with swivel

Model	Whip hose		Coupler	Thread size NPT (m)	Maximum pressure Working		
	in.	mm			psi	bar	
3029	5812	12	305	80933/large	1/8	4 000	276
3034	5812	12	305	81458/standard	1/8	4 000	276
3055	5861	36	914	81458/standard	1/8	4 000	276
3056	5861	36	914	80933/large	1/8	4 000	276



Flexible and rigid extension adapter

**Model 5858**


Maximum working pressure 5 000 psi (345 bar). Allows operator to switch from flexible to rigid extension with one hand. Overall length 13 in. (330 mm). 1/8 in. NPT (m). For use on hand guns or air operated grease control valves.

**WARNING!**  
Whip hose models 3029, 3034, 5812, 5818, 5861, 81725, 81726, 81795

*Install as shown*



Model 5852



## Grease couplers

### Hydraulic couplers – standard

- 6 000 psi (408 bar) maximum operating pressure.
- For all hydraulic type grease fittings.
- Small outside diameter permits easy contact with recessed fittings.
- Built-in ball check prevents leak and lubricant backup.
- Inlet 1/8 in. NPT (f).
- Bulk model 245978

### Model 5845 heavy-duty

- 7 500 psi (517 bar) maximum operating pressure.
- 1 1/16 in. hex
- Inlet 1/8 in. NPT (f)
- Bulk model 245976

### Model 5848 adapter

- 7 500 psi (517 bar) maximum operating pressure.
- Built-in swivel allows full 360° circle.
- Locks in any one of eight 45° positions.
- Adjustable coupler section permits contact with fittings in reverse positions.
- Angle body has 1/8 in. NPT (f) inlet permits addition of pipe extension when required.

### Model G300 standard grease coupler

For use with most hand-operated grease guns and equipment. 1/8 in. NPT 4-jaw design.



Hydraulic coupler displays

### Hydraulic coupler displays

#### Model 5852

- One hydraulic coupler in a resealable clamshell.
- 3-jaw design

#### Model 5852-2

- Two hydraulic couplers in the same clamshell as model 5852.


#### Model 5852-5

- Contains five couplers; reduces cost per unit.


#### Model 5852-54 counter display

- Contains 54 couplers in a displayable box; best value.

Model 5845



Model 5848



Model G300



## Special access grease couplers

### Model 5883 90° grease coupler

- Provides access to difficult to reach fittings.
- Allows for easy lubrication in tight areas.

## Button-head couplers and adapters

### Model 80933

4 000 psi (276 bar) maximum operating pressure. For pull-on, push-on or hook-on service. Use with large  $\frac{7}{8}$  in. (22 mm) diameter button-head fittings.  $\frac{7}{16}$  in. -27 (f) thread.

### Model 81458

Same as model 80933 except for  $\frac{5}{8}$  in. (16 mm) diameter button-head fittings.

### Model 10460

5 000 psi (345 bar) maximum operating pressure. For adapting standard or large button-head couplers to hose with  $\frac{1}{8}$  in. NPT connections.  $\frac{1}{8}$  in. NPT (f) x  $\frac{7}{16}$  in. -27 (m) thread. Use gasket model 31138, not included.

### Model 10536

4 500 psi (310 bar) maximum operating pressure. For adapting standard or large button-head couplers to hose with  $\frac{3}{8}$  in. NPT connections.  $\frac{3}{8}$  in. NPT (f) x  $\frac{7}{16}$  in. -27 (m) thread. Use gasket model 31138, not included.

Model 5883



Model 81458



Model 10536

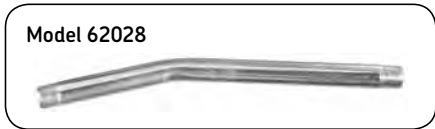





Model 5834



Model 5853



Model 62028



Model 5884\*



Model 5859\*



Model 5855\*



Model 81980\*



Model 5849\*

## Grease coupler extensions and adapters

### Model 5834

7 500 psi (517 bar) maximum operating pressure. Includes model 5845 coupler and model 62028 6 in. (152 mm) extension tube. 1/8 in. NPT (m) connection.

### Model 5853

6 000 psi (408 bar) maximum operating pressure. Includes model 5852 hydraulic coupler and model 62028 6 in. (152 mm) extension tube. 1/8 in. NPT (m) connection.

## Rigid extensions

### Model 62028

6 in. (152 mm) length. Tough, heavy-wall seamless steel tubing. 1/8 in. NPT (m) at each end.

### Model 62061

Same as model 62028 except 12 in. (305 mm) length.

### Model 62117

Same as 62028 except 18 in. (457 mm) length.

## Quick-connect grease accessories

### Model 5884\*

Contains model 5883 90° grease coupler plus a quick-connect locking sleeve for fast access to hard-to-reach lube points.

### Model 5859 angle\*

- 90° angle solves problem of contacting so-called “inaccessible” grease fittings.
- Design eliminates need to remove “deep dish” wheels for lubrication of the tie rod ends and ball joints.
- Use to service cars, truck, machines and farm equipment.

### Model 5855 recessed\*

Straight extension. Use to lubricate recessed fittings where obstructions will not permit use of hydraulic coupler. Includes extension and locking sleeve.

### Model 81980 locking sleeve\*

For adapting any 1/8 in. NPT (m) extension to a hydraulic coupler.

### Model 5849 360 degree\*

7 500 psi (517 bar) maximum operating pressure. Includes model 5848 360° coupler for full swivel, 2 in. (51 mm) steel extension tube and locking sleeve.

\* With quick-connect locking sleeve.

### WARNING!

Never point needle nozzles, adapters or coupler at any part of the body or another person.

## Needle nozzles

### Model 5803

Allows operator to contact flush type or hard-to-reach hydraulic type fittings. 1/8 in. NPT (f) thread.

### Model 5806

Same as model 5803 except 6 in. (152 mm) length.

### Model 82784\*

Same as model 5803 except with extension and locking sleeve.

### Model 83278\*

Use to lubricate U-joints and spindles. Attaches to hydraulic coupler of control valve or grease gun. Includes rubber tip.

## Impact fitting cleaner

### Model 5805

- Clears hardened grease from fittings/joints.
- Includes steel drive cylinder, piston, safety shield, high-pressure hose and model 5852 coupler and carrying case.

### WARNING!

Never point needle nozzles, adapters or coupler at any part of the body or another person.

## Grease injection tool

### Model 5807\*

- Provides a solution to noisy sealed bearings, joints, chassis pivot points, dry splines, etc.
- Provides a way to apply a long-lasting lubricant into close-fitting areas
- Allows access into difficult-to-reach areas
- Includes a quick-connect coupler to limit grease by-pass
- Includes a threaded protective cap that removes and reattaches safely and easily
- Quickly attaches to all 3- and 4-jaw grease couplers
- For use with hand guns only

## Grease adapter kit

### Model 58000\*

Heavy-duty lube accessory kit contains quick-connect versions of seven of Lincoln's most popular lube accessories. Use with all standard grease guns and dispensing devices. Includes models: 5849, 5855, 5859, 5884, 81795, 82784 and 83278.

\* *With quick-connect locking sleeve.*

Model 5803



Model 82784\*



Model 83278\*



Model 5805\*



Model 5807\*



Model 58000




# Packaged grease fittings



Model 5468



Model 5470



Model 5470

## Packaged fittings – U.S. threads

All the most popular fittings and sizes.

### Model 5468 Mini

Ten assorted grease fittings in three popular sizes, blister packed on one card.

### Model 5470 economy

24 assorted grease fittings in six popular sizes, blister packed on one card.

## Model 5468 – assortment contents

Quantity	Description
–	in.
6	1/4-28 straight
2	1/4-28 45°
2	1/4-28 90°

## Model 5470 – assortment contents

Quantity	Description
–	in.
6	1/8 NPT straight
6	1/4-28 straight, short thread
3	1/8 NPT 45° angle
3	1/4-28 45° angle, short thread
3	1/8 NPT 90° angle
3	1/4-28 90° angle, short thread

## Model 5469 – assortment contents

Quantity	Description
–	in.
20	1/8 NPT straight
40	1/4-28 straight, short thread
10	1/4-28 45° angle, short thread
10	1/8 NPT 65° angle
10	1/8 NPT 90° angle
10	1/4-28 90° angle, short thread

Model 5469



## Model 5469 deluxe

100 assorted grease fittings in six popular sizes. Sturdy, easy to handle transparent dispenser box has labeled and illustrated compartments.



Model 5191



Model 5291



Model 5290



Model 5490

## 1/4 in.-28 SAE taper thread packs

### Short thread grease

Model	Description
–	in.
5191	Card of (10) straight fittings
5291	Card of (10) 45° angle fittings
5491	Card of (10) 90° angle fittings

## 1/8 in. NPT pipe thread packs

### Grease fittings

Model	Description
–	in.
5190	Card of (10) straight fittings
5290	Card of (10) 45° angle fittings
5490	Card of (10) 90° angle fittings

Hand-held greasing tools and accessories – packaged grease fittings

**Packaged fittings – metric threads**

All the most popular fittings and sizes.

**Model 5184 Mini**

An assortment of three of the most used 6 mm sizes and configurations blister packed on one card.

**Model 5184 – assortment contents**

Quantity	Description
–	mm
6	6 mm straight
2	6 mm 45°
2	6 mm 90°

Model 5184



**Model 5185 economy**

30 grease fittings in three of the most popular 6 mm metric sizes blister packed on one convenient card.

**Model 5185 – assortment contents**

Quantity	Description
–	mm
16	6 mm straight
6	6 mm 45°
8	6 mm 90°

**Model 5186 deluxe**

100 assorted grease fittings in all the most popular metric sizes. Sturdy, easy to handle dispenser box has labeled and illustrated compartments.


**Model 5186 – assortment contents**

Quantity	Description
–	mm
40	6 mm straight
20	6 mm 45°
10	6 mm 90°
5	8 mm straight
5	8 mm 45°
5	8 mm 90°
5	10 mm straight
5	10 mm 45°
5	10 mm 90°

Model 5186



## Boxed and bulk grease fittings



### Bulk and boxed fittings – 1/8 in. NPT thread

Model Bulk (each)	Model 100 piece box	Description	Size	
–	–	–	in.	mm
5000	5000C	Straight	21/32	16,7
5003	5003C	Straight	1 1/4	31,8
5200	5200C	45° angle	7/8	22,2
5300	5300C	65° angle	29/32	23,1
5400	5400C	90° angle	27/32	21,4

### Bulk and boxed fittings – 1/4 in. NPT thread

Model Bulk (each)	Model 100 piece box	Description	Size	
–	–	–	in.	mm
5050	5050C	1/4 NPT straight	15/16	23,8
5350	5350C	1/4 NPT 65° angle	1 5/32	29,4



### Bulk and boxed fittings – 1/4 in.-28 NPT thread

Model Bulk (each)	Model 100 piece box	Description	Size	
–	–	–	in.	mm
5010	5010C	Straight – short thread	1/2	12,7
5013	5013C	Straight – long thread	11/16	17,5
5527	5527C	Straight – short thread	31/64	12,3
5210	5210C	45° angle – short thread	7/8	22,2
5410	5410C	90° angle – short thread	25/32	19,8



**Bulk and boxed fittings – metric threads**

Model Bulk (each)	Model 100 piece box	Description	Size	
			mm	in.
–	–	–	–	–
5175	5175C	Straight	6	0.24
5176	5176C	45°	6	0.24
5177	5177C	90°	6	0.24
5178	5178C	Straight	8	0.32
5179	5179C	45°	8	0.32
5180	5180C	90°	8	0.32
5181	5181C	Straight	10	0.39
5182	5182C	45°	10	0.39
5183	5183C	90°	10	0.39

**Button head fittings**

Model Bulk	Model 100 piece box	Description	Size	
			in.	mm
–	–	in.	in.	mm
5701	5701C	1/8 NPT (m) thread	25/32	19,8
5706	5706C	1/4 NPT (m) thread	53/64	21,0

Model 5701, 5706



**Drive-type fittings**

Model Bulk (each)	Model 100 piece box	Description	Size		Diameter	
			in.	mm	in.	mm
–	–	–	–	–	–	–
5033	5033C	Straight	9/16	14,3	3/16	4,8
5385	5385C	65° angle	13/16	20,6	3/16	4,8
5318	–	65° angle	49/64	19,4	1/4	6,4
5031	5031C	Straight	37/64	14,7	5/16	7,9

Model 5033



**Important ordering information**

To order **bulk fittings**: specify exact quantity desired. Product will arrive in one package containing that quantity.

To order **100 piece boxed fittings**: specify exact quantity of boxes desired. Product will arrive in boxes containing 100 fittings each.

Model 5000C



## Grease fitting thread adapters, bushings, angle bodies and tools

### Metric thread adapters

Convert any 1/4 in.-28 thread grease fitting to metric thread.

#### Metric thread adapters

Model	Size NPT
–	in.
<b>103307E</b>	6 mm x 1/4-28 (f)
<b>103308E</b>	8 mm x 1/4-28 (f)
<b>103309E</b>	10 mm x 1/4-28 (f)



### Fitting bushings and angle bodies

#### Fitting bushings and angle bodies

Model	Description	Size NPT
–	–	in.
<b>10461</b>	Hex bushing	1/8 (f) x 1/4 (m)
<b>10787</b>	Face bushing	1/8 (f) x 1/4 (m)
<b>20028</b>	45° angle body	1/8 (f) x 1/8 (m)
<b>20029</b>	90° angle body	1/8 (f) x 1/8 (m)
<b>20026</b>	90° angle body	1/4-28 (m) x 1/8 (f)



## Easy-out tools

A combination tool used to remove worn or broken fittings and to retap holes for installation of new fittings. Tool contains sockets for removing both straight and angle fittings. May also be used to remove old pin-type fittings.

### Model 66953

For tapping 1/4 in.-28 threads and removal of both 3/8 and 5/16 in. hex. straight or angle fittings.

### Model 90776

For tapping 1/8 in. NPT threads and removal of 7/16 in. hex. straight or angle fittings.

### Model G904 small 4-way grease fitting tool

For tap repair of damaged threads (1/4 in. -28 NPT) and removal of broken fittings.

### Model G905 large 4-way grease fitting tool

For tap repair of damaged threads (1/8 in. NPT) and removal of broken fittings.

## Fitting drive tools

### Model 11485

Use to install straight drive-type fittings only.

### Model 11509

Use to install angle drive-type fittings only.

Model 90776



Model G904



Model G905



Model 11485



Model 11509



## Lincoln bearing packers

Model 224



Flush and pack in one operation eliminating inefficient and messy hand packing.

### Model 224

Universal bearing packer forces out old grease while evenly injecting fresh grease. Pack bearing up to 4 1/2 in. OD. Connects to standard grease coupler.

Model 816



### Model 816

Serves bearings with 5/8 to 1 1/2 in. ID. This versatile, compact unit mounts on work-bench or wall. Bearing is flushed and packed by contacting fitting in packer head with power gun control valve or by high-pressure hand gun. Overall dimension (height x width): 4 1/2 x 4 in. (114 x 102 mm) 3 1/4 in. OD.

Model 102891



### Model 102891

Bearing packer head only; for bench mounting or attachment to any Lincoln air-operated economy, series 20 or 40 grease pump. Serves bearings 1 3/4 to 9 1/2 in. OD with minimum ID of 9/16 in. Accepts grease through fitting from high-pressure control valve or hand gun. For bench mount use 1/2 in. (12,7 mm) pipe flange.

### Model 844

Servicing bearings to 9 1/2 in. OD with minimum 9/16 in. ID. Includes adapter model 45987 to service bearings from 1 to 1 3/4 in. OD. For use with 120 lb. (54 kg) original refinery container (not included). Includes model 84780 universal follower.

- Specifications:
  - Maximum pressure 800 psi (55 bar).  
1 oz. (28 ml) per stroke.
- Finish:
  - Drum cover in red enamel, pump head and handle in black.
- Dimensions:
  - Overall height 41 7/8 in. with standard 120 lb. (54 kg) drum.

### Model 102697 super speed packer

Servicing bearings with 5/8 to 1 1/2 in. ID with up to 3 1/4 in. OD on passenger cars, light trucks and farm vehicles. Clamps securely on 25 to 50 lb. (11 to 22 kg) original refinery container. Primes easily and pumps efficiently even when using heavy greases at low temperatures. Includes flexible follower.

- Finish:
  - Drum cover in red enamel.
- Dimensions:
  - Overall height 21 in.

### Model 102929

Same as model 102697 except has larger packer head to service bearing to 9 1/2 in. OD with minimum ID of 9/16 in. Includes adapter to permit servicing smaller bearings of 1 to 1 3/4 in. OD. Includes flexible follower plate.

Model 844



Model 102697



Model 102929





*PMV pumps*



*PowerMaster pumps*



*Air-operated diaphragm pumps*



*Manual rotary pumps*



*Series 20, 25, 40 pumps*

# Pumps and accessories

<b>PMV pump family</b> . . . . .	<b>42</b>
PMV oil pumps . . . . .	46
PMV oil pump accessories . . . . .	51
PMV grease pumps . . . . .	54
PMV grease pump accessories . . . . .	59
<b>Series 20, 25 and 40 medium-pressure oil pumps</b> . . . . .	<b>61</b>
Medium-pressure oil pumps . . . . .	61
Medium-pressure oil pump accessories . . . . .	68
High-pressure grease pumps . . . . .	71
High-pressure grease pump accessories . . . . .	78
<b>PowerMaster pumps</b> . . . . .	<b>79</b>
PowerMaster III pumps . . . . .	79
PowerMaster III air-operated oil pumps . . . . .	84
PowerMaster III grease pumps . . . . .	85
PowerMaster II pumps . . . . .	87
PowerMaster II air-operated oil pumps . . . . .	90
PowerMaster II grease pumps . . . . .	91
PowerMaster III and II pump accessories . . . . .	92
<b>Hydraulic PowerMaster motor</b> . . . . .	<b>97</b>
<b>Air-operated diaphragm pumps</b> . . . . .	<b>103</b>
Air-operated diaphragm pump accessories . . . . .	105
<b>Transfer pumps</b> . . . . .	<b>106</b>
Transfer pump accessories . . . . .	108
<b>Bulk oil systems</b> . . . . .	<b>109</b>
<b>Series 20 corrosive fluids pumps</b> . . . . .	<b>111</b>
<b>Value series transfer pumps</b> . . . . .	<b>112</b>
<b>Heavy-duty air-operated grease pumps</b> . . . . .	<b>114</b>
Heavy-duty air-operated grease pump accessories . . . . .	118
<b>Manually operated high-pressure grease pumps</b> . . . . .	<b>120</b>
Manually operated grease pump accessories . . . . .	122
<b>Gear lube and ATF pumps</b> . . . . .	<b>123</b>
<b>Rotary drum pumps</b> . . . . .	<b>127</b>

# PMV pump family

**Designed for exceptional performance, long service life, low maintenance cost**

Lincoln's new PMV family of grease and oil pumps represents 100 years of high-quality engineering, technology and manufacturing. The unique, modular design of these pumps includes precision-machined parts made with durable materials which allows for a longer pump life.

Based on Lincoln's proven PowerMaster III air logic pump technology, PMV is a simple design with few moving parts. This translates to exceptional performance, long service life and low maintenance cost.





## PMV features and benefits

### Air valve assembly

- Proven design based on the PowerMaster III air logic pump technology
  - More than 25 years of precision pump engineering ensures dependable, quiet performance
- Modular, fastened by four bolts
  - Quick and easy to maintain throughout the service life of the pump
- Precision machined and made from aircraft aluminum
  - Precise, durable and less susceptible to temperature than plastic spools
- Runs without external lubrication
  - Reduces cost of ownership
- No springs, rods, levers or slides
  - Fewer parts to wear out, increasing durability, decreasing repair cost
- Designed to work in a contaminated air supply

### Air cylinder

- One-piece cylinder casting contains all ports and passages
  - Simplifies repairs
- One-piece piston
  - No connection to any rods, spools, springs or poppets reduces premature mechanical failures, simplifies repairs
- One o-ring on the piston
  - Reduces leak paths, improves durability

### Pump tube

- One-piece, machined gland nut
  - Easy to maintain over the life of the pump
- Divorced pump tube and air motor seal
  - Air motor seal is a separate o-ring which reduces the chance of contamination in the motor

### Pump seals

- Made from durable polyurethane
  - Compatible with a wide range of natural and synthetic lubricants
- PMV grease pumps and 5:1 and 10:1 oil pumps feature copper gasket seal between externally threaded pump tube and outlet body; 6:1 pump uses polyurethane seal on internal pump tube threads
  - Helps to ensure a positive seal against extreme pressure conditions

### Pump rod

- Hard-chrome plated
  - Allows for superior sealing and extends the life of the rod

### Outlet check

- For oil pump models
- Protects pump from system back pressure

Air valve assembly



Air cylinder



One-piece cylinder casting



O-ring



One-piece gland nut



Pump rod



**5:1 bare pump**



Model  
V305000000

**10:1 bare pump**



Model  
V410000000

**6:1 bare pump**



Model  
V406000000

**Oil pumps with 10 W 30 motor oil**

**PMV 3 in. 5:1 pumps<sup>1)</sup>**

Reels with 50 ft. (15,24 mm) x 1/2 in. ID hose (model 94354)  
Electronic meters (models 905, 953, 954)

5/8 OD x 0.049 in. (1,24 mm) wall tubing  
3/4 OD x 0.049 in. (1,24 mm) wall tubing

**PMV 4.25 in. 10:1 pumps<sup>1)</sup>**

Reels with 50 ft. (15,24 mm) x 1/2 in. ID hose (model 94354)  
Electronic meters (models 905, 953, 954)

5/8 OD x 0.049 in. (1,24 mm) wall tubing  
3/4 OD x 0.049 in. (1,24 mm) wall tubing

**PMV 4.25 in. 6:1 pumps<sup>2), 3)</sup>**

Reels with 50 ft. (15,24 mm) x 1/2 in. ID hose (model 94354)  
Electronic meters (models 905, 953, 954)

1.25 in. sch. 40 seamless pipe  
1.5 in. sch. 40 seamless pipe

All systems based on 100 psi (6,89 bar) air input and 70 °F (21 °C)

<sup>1)</sup> Two simultaneous dispenses at 1 gallon/min. (3,78 liter/min.) each

<sup>2)</sup> Four simultaneous dispenses at 1 gallon/min. (3,78 liter/min.) each

<sup>3)</sup> 6:1 pumps are for stub or wall mount only. Not for use with bung bushings.

**Grease pumps with NLGI #1 grease**

**PMV 3 in. 50:1 pumps<sup>4)</sup>**

Reels with 50 ft. (15,24 mm) x 3/8 ID hose (model 94553)  
Control valve and swivel (models 3050, 81729)

5/8 OD x 0.083 in. (2,11 mm) wall tubing  
5/8 OD x 0.083 in. (2,11 mm) wall tubing

**PMV 4.25 in. 50:1 pumps<sup>5)</sup>**

Reels with 50 ft. (15,24 mm) x 3/8 ID hose (model 94553)  
Control valve and swivel (models 3050, 81729)

3/4 OD x 0.109 in. (2,769 mm) wall tubing  
1 in. sch. 160 pipe

All systems based on 100 psi (6,89 bar) air input and 70 °F (21 °C)

<sup>4)</sup> Two simultaneous dispenses at 0.125 lbs./min. (56,7 grams/min.) each

<sup>5)</sup> Four simultaneous dispenses at 0.125 lbs./min. (56,7 grams/min.) each

**1** Values are for typical systems

**2** Some of the factors that affect actual system's performance

**2.1** Temperature

**2.2** Viscosity

**2.3** Number and type of fitting (elbows, tees, reducers) and connecting hoses

**2.4** Air supply – pressure, scfm, line size

**3** Lincoln can provide system design and/or performance parameters for any specific application. Contact your representative.

**4** For specific installations, please refer to Lincoln's Vehicle Service Planning Manual

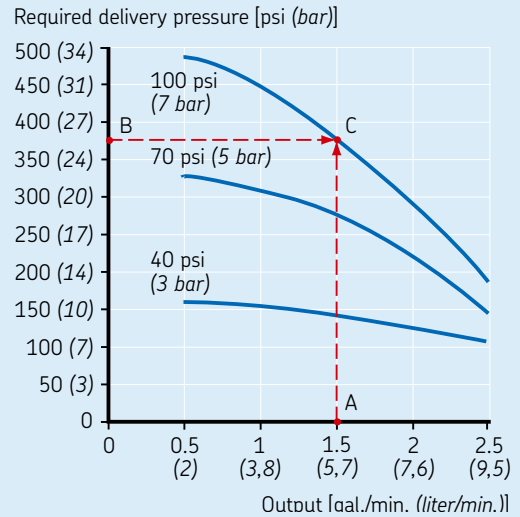
# Pump performance curves

## Material discharge pressure

To find material discharge pressure [psi (*bar*)] at a specific delivery [gal./min. (*liter/min.*)] and air pressure [psi (*bar*):

- 1 Locate required gal./min. (*liter/min.*) output along bottom of scale (example 1.5 gal./min.)
- 2 Locate system pressure requirement from calculations along the vertical right scale (example 375 psi)
- 3 Plot intersection of two points on the graph
  - 3.1 If intersection falls on or below a solid air PSI curve, then the pump will be OK for the given output and pressure requirements.

## Material discharge pressure

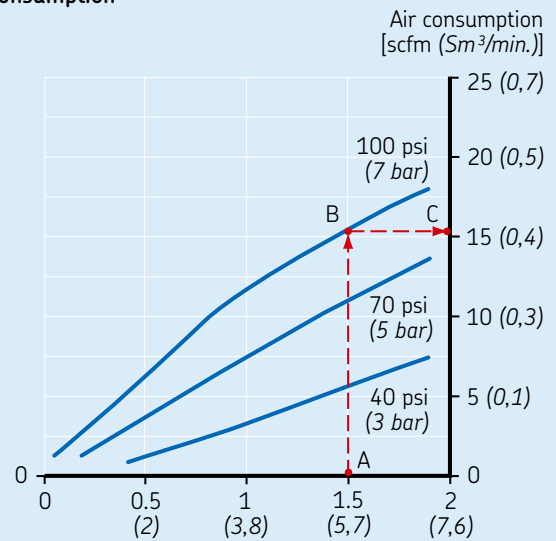


## Air consumption

To find air consumption [scfm (*Sm<sup>3</sup>/min.*)] at a specific delivery [gal./min. (*liter/min.*)] and air pressure [psi (*bar*):

- 1 Locate required delivery along bottom of scale (example 1.5 gal./min.)
- 2 Follow vertical line up to where it intersects with air pressure curve (dashed line)
- 3 Follow the line horizontally to the right column of chart to determine air consumption

## Air consumption

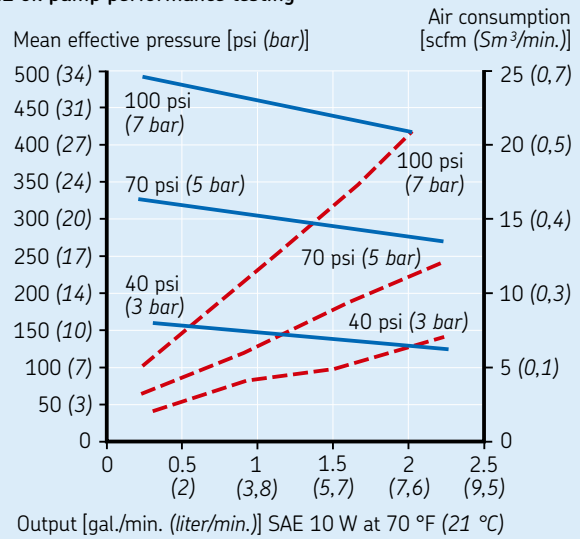


**5:1 oil pump technical data**

<b>Pumping ratio</b>	5:1
<b>Air pressure</b>	40 to 150 psi (2,7 to 10,3 bar)
<b>Maximum output pressure</b>	750 psi (51,7 bar)
<b>Air inlet</b>	3/8 NPTF
<b>Material outlet</b>	1/2 NPTF
<b>Material inlet</b>	1 1/2 NPTF
<b>Airmotor bore diameter</b>	3 in. (76,2 mm)
<b>Stroke</b>	3 1/4 in. (82,5 mm)
<b>Output per cycle</b>	6.7 cu. in. (110 cm <sup>3</sup> )
<b>Cycles per gallon</b>	34.5/gallons (9,1/liter)
<b>Wetted parts</b>	Carbon steel, brass, zinc, polyurethane, nitrile
<b>Free flow</b>	7 gallon/min. (26,5 liter/min.)
<b>Overall length (stub)</b>	17 3/8 in. (442 mm)

Decibels less than 85 at all normal operating conditions

**5:1 oil pump performance testing**

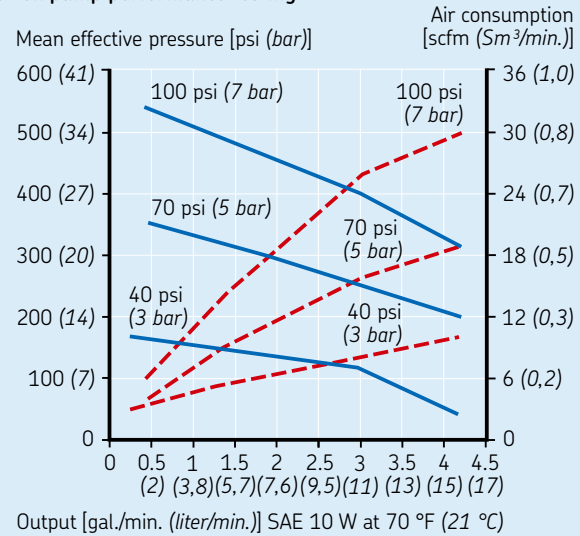


**6:1 oil pump technical data**

<b>Pumping ratio</b>	6:1
<b>Air pressure</b>	40 to 150 psi (2,7 to 10,3 bar)
<b>Maximum output pressure</b>	900 psi (62 bar)
<b>Air inlet</b>	3/8 NPTF
<b>Material outlet</b>	1/2 NPTF
<b>Material inlet</b>	1 1/2 NPTF
<b>Airmotor bore diameter</b>	4 1/4 in. (108 mm)
<b>Stroke</b>	3 1/4 in. (82,5 mm)
<b>Output per cycle</b>	11.9 cu. in. (195 cm <sup>3</sup> )
<b>Cycles per gallon</b>	19.4/gallons (5,1/liter)
<b>Wetted parts</b>	Carbon steel, brass, zinc, polyurethane, nitrile
<b>Free flow</b>	7 gallon/min. (26,5 liter/min.)
<b>Overall length (stub)</b>	18 7/8 in. (480 mm)

Decibels less than 85 at all normal operating conditions

**6:1 oil pump performance testing**

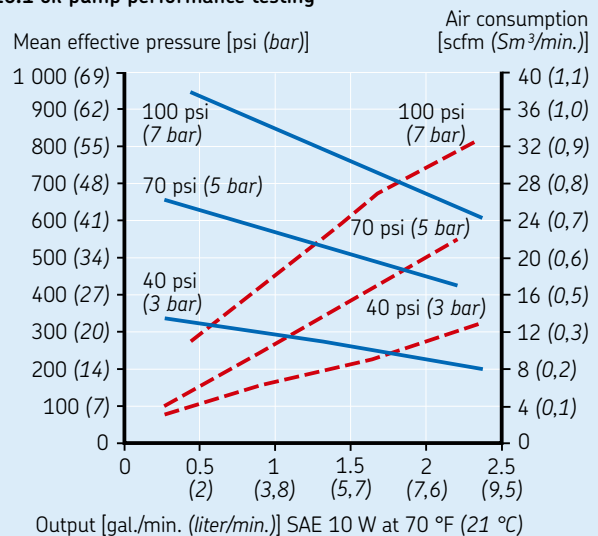


**10:1 oil pump technical data**

<b>Pumping ratio</b>	10:1
<b>Air pressure</b>	40 to 150 psi (2,7 to 10,3 bar)
<b>Maximum output pressure</b>	1 500 psi (103 bar)
<b>Air inlet</b>	3/8 NPTF
<b>Material outlet</b>	1/2 NPTF
<b>Material inlet</b>	1 1/2 NPTF
<b>Airmotor bore diameter</b>	4 1/4 in. (108 mm)
<b>Stroke</b>	3 1/4 in. (82,5 mm)
<b>Output per cycle</b>	7.2 cu. in. (118 cm <sup>3</sup> )
<b>Cycles per gallon</b>	32.1/gallons (8,5/liter)
<b>Wetted parts</b>	Carbon steel, brass, zinc, polyurethane, nitrile
<b>Free flow</b>	5 gallon/min. (18,4 liter/min.)
<b>Overall length (stub)</b>	17 7/16 in. (443 mm)

Decibels less than 85 at all normal operating conditions

**10:1 oil pump performance testing**



## PMV 3 in. (76,2 mm) oil pumps

### Model V30500SSU

Package includes:

- Bare pump model V305000000
- Stub/universal kit model K00000SSU
  - Bung bushing model 85824
  - Air coupler/nipple model 5874/5875
  - $\frac{3}{8}$  in. x 2 ft. (0,6 m) air hose model 72024A
  - $\frac{1}{2}$  in. x 2 ft. (0,6 m) fluid hose model 73024
  - 90° swivel model 241584

### Model V305055BB

Package includes:

- Bare pump model V305000000
- 55 gallon (208 liter) bung mount kit model K000055BB
  - Bung bushing model 85824
  - Air coupler/nipple model 5874/5875
  - $\frac{3}{8}$  in. x 5 ft. (1,5 m) air hose model 273299
  - $\frac{1}{2}$  in. x 5 ft. (1,5 m) fluid hose model 73060
  - Down tube model 85807
  - 90° swivel model 241584

### Model V305016DC

Package includes:

- Bare pump model V305000000
- 16-gallon (60,6 liter) drum cover kit model K000016DC
  - Drum cover model 85826
  - Suction tube model 85806
  - Air coupler/nipple model 5874/5875
  - $\frac{3}{8}$  in. x 5 ft. (1,5 m) air hose model 273299
  - $\frac{1}{2}$  in. x 5 ft. (1,5 m) fluid hose model 73060

Model V30500SSU



Model V305055BB



Model V305016DC



**Model V305275BB**



**Model V305275BB**

Package includes:

- Bare pump model V305000000
- 275 gallon (1 041 liter) pump mount kit model K000275BB
  - Bung bushing model 85824
  - Air coupler/nipple model 5874/5875
  - 3/8 in. x 5 ft. (1,5 m) air hose model 273299
  - 1/2 in. x 5 ft. (1,5 m) fluid hose model 73060
  - Universal suction tube model 85949

**Model V30500SWM**

Package includes:

- Bare pump model V305000000
- Remote suction kit model 84945
- Wall mount kit model 275398
  - Air coupler/nipple model 5874/5875
  - 3/8 in. x 5 ft. (1,5 m) air hose model 273299
  - 1/2 in. x 5 ft. (1,5 m) fluid hose model 73060
  - 90° swivel model 241584
  - Wall mount assembly model 275413

**Model V30500SWM**



**Model V305055LT**

Package includes:

- Bare pump model V305000000
- Drum cover and hose kit model K000055LT
  - 400 lb. (181 kg) drum cover with tie rods model 83115
  - Down tube model 85807
  - Lifting eye model 275415
  - Air coupler/nipple model 5874/5875
  - 3/8 in. x 5 ft. (1,5 m) air hose model 273299

**Model V305055LT**



## PMV 4.25 in. (108 mm) oil pumps

### Model V40600SSU 6:1 stub pump

Package includes:

- Bare pump model V406000000
- 6:1 stub kit model K40600SSU
  - Air coupler/nipple model 5874/5875
  - $\frac{3}{8}$  in. x 2 ft. (0,6 m) air hose model 72024A
  - $\frac{1}{2}$  in. x 2 ft. (0,6 m) fluid hose model 73024
  - 90° swivel model 241584

### Model V40600SWM 6:1 wall mount pump

Package includes:

- Bare pump model V406000000
- Remote suction kit model 84945
- Wall mount kit model 275398
  - Air coupler/nipple model 5874/5875
  - $\frac{3}{8}$  in. x 5 ft. (1,5 m) air hose model 273299
  - $\frac{1}{2}$  in. x 5 ft. (1,5 m) fluid hose model 73060
  - 90° Swivel model 241584
  - Wall mount assembly model 275413

### Model V41000SSU 10:1 stub/universal pump

Package includes:

- Bare pump model V410000000
- Stub/universal kit model K00000SSU
  - Bung bushing model 85824
  - Air coupler/nipple model 5874/5875
  - $\frac{3}{8}$  in. x 2 ft. (0,6 m) air hose model 72024A
  - $\frac{1}{2}$  in. x 2 ft. (0,6 m) fluid hose model 73024
  - 90° swivel model 241584

### Model V410055DC 10:1 55 gallon (208 liter) pump with drum cover

Package includes:

- Bare pump model V410000000
- 55-gallon (208 liter) drum cover kit model K000055DC
  - Drum cover model 85827
  - Suction tube model 85807
  - 90° swivel model 241584
  - Air coupler/nipple model 5874/5875
  - $\frac{3}{8}$  in. x 5 ft. (1,5 m) air hose model 273299
  - $\frac{1}{2}$  in. x 5 ft. (1,5 m) fluid hose model 73060

Model V40600SSU



Model V40600SWM



Model V41000SSU



Model V410055DC



Model V410055BB



**Model V410055BB 10:1 55 gallon (208 liter) pump with bung bushing**

Package includes:

- Bare pump model V410000000
- 55 gallon (208 liter) bung mount kit model K000055BB
  - Air coupler/nipple model 5874/5875
  - 3/8 in. x 5 ft. (1,5 m) air hose model 273299
  - 1/2 in. x 5 ft. (1,5 m) fluid hose model 73060
  - Down tube model 85807
  - 90° swivel model 241584

Model V410005WM



**Model V410005WM 10:1 wall mount pump**

Package includes:

- Bare pump model V410000000
- Remote suction kit model 84945
- Wall mount kit model 275398
  - Air coupler/nipple model 5874/5875
  - 3/8 in. x 5 ft. (1,5 m) air hose model 273299
  - 1/2 in. x 5 ft. (1,5 m) fluid hose model 73060
  - 90° swivel model 241584
  - Wall mount assembly model 275413

Model V410055LB



**Model V410055LB 10:1 55 gallon (208 liter) lubrication truck pump with bung bushing**

Package includes:

- Bare pump model V410000000
- 55 gallon (208 liter) lubrication truck kit with bung bushing model K000055LB
  - Bung bushing model 85824
  - Tie rod kit model 83131
  - Suction tube model 85807
  - Air coupler/nipple model 5874/5875
  - 3/8 in. x 5 ft. (1,5 m) air hose model 273299

Model V410055LT



**Model V410055LT 10:1 55 gallon (208 liter) lubrication truck pump with drum cover**

Package includes:

- Bare pump model V410000000
- Drum cover and hose kit model K000055LT
  - 400 lb. (181 kg) drum cover with tie rods model 83115
  - Down tube model 85807
  - Lifting eye model 275416
  - Air coupler/nipple model 5874/5875
  - 3/8 in. x 5 ft. (1,5 m) air hose model 273299



# PMV oil pump accessories

## PMV runaway controller

### Model V340HH

Compatible with new and existing Lincoln PMV pumps, the runaway controller shuts off the pump and signals an alarm if the pump exceeds a preset cycle rate.

- Fully electronic
- Monitors and controls based on positive pump-cycle count
- Operates independently of air supply volume and pressure
- Prevents pump damage due to high runaway speeds if lubrication drum or tank is depleted
- Limits spills if broken hose or line leak causes pump to run faster than preset cycle rate

## Low-level cutoffs

Automatically shuts off flow of oil; keeps air out of the pump when tank or drum level is low. Recommended when dispensing oil through metering devices to conform with standards of the National Conference of Weights and Measures.

- Model 82439 for 1 1/2 in. NPT suction tubes
- Model 84946 for 1 NPT suction tubes

### Model 275413 wall mount bracket

Wall mount bracket for PMV pumps.

## Thermal pressure protection

Protect lubrication system components from high pressure spikes caused by temperature change in a closed fluid network.

Model V340HH



2

### Model V340HH technical data

<b>Model</b>	<b>V340HH</b>
<b>Range</b>	5 to 75 cycles/min.
<b>Power</b>	9 V lithium ion battery
<b>External signal relay</b>	2 A 30 V DC 0.5 A 125 V AC

### Thermal pressure protection

Model	Description	Application	Pre-set relief pressure		Size NPT
			psi	bar	
–	–	–			in.
<b>282876</b>	Valve only	3:1, 5:1, 6:1	1 000	68	1/2
<b>275197</b>	Valve only	3:1, 5:1, 6:1	500	34	1/2
<b>282957</b>	Valve only	3:1, 5:1, 6:1, 10:1, 12:1	1 500	103	1/2
<b>277601-1</b>	Kit with valve, hose, adapters	PMV 5:1 and 6:1	900	62	Integrated
<b>277601-2</b>	Kit with valve, hose, adapters	PMV 10:1	1 500	103	Integrated

\* Adapt PMV kits to PowerMaster III stub pump tube (model 84986) with a 300 lb. (136 kg) malleable iron 2 x 1.5 in. (50,8 x 38,1 mm) reducing coupling.

Model 82439




Model 275413



Model 282876



Thermal relief kit shown on PMV pump



### Suction kit

#### Model 84945 suction kit

For transfer of product from drums, bulk tanks or reservoirs. Includes bung bushing suction tube, hose and coupling assembly.

**Note:** 2 x 1 in. (50,8 x 25,4 mm) bell reducer required for use with model 1914, supplied by others - general plumbing part.



#### Model 85806

16 gallon (60 liter) suction tube.


#### Model 85807

55 gallon (208 liter) suction tube.



### Modular air line equipment accessories – lockout valve

Install in-line or modular with other AirCare products to help conform to OSHA lockout regulations. In the closed position, valves block inlet air flow and exhaust downstream air.



#### Lockout valve

Model	Modular use	In-line use	Maximum pressure		Temperature range	
			psi	bar	°F	°C
–	in.	in.				
<b>247771</b>	3/8 modular	3/8	250	17,24	0 to 150	-18 to +65

#### Integrated, modular filter and regulator with gauge

Model	Maximum pressure		Temperature range		Pressure range		Drain type	Size		Size				Weight				
	psi	bar	°F	°C	psi	bar		PTF	A	B	C	Diameter		lbs.	kg			
–							–	in.	in.	mm	in.	mm	in.	mm	in.	mm		
<b>602136</b>	250	17,24	0 to 150	-18 to +65	5 to 150	0,3 to 10,34	Manual	3/8	5.27	134	2.89	73	1.98	50	3.29	83	1.2	0,5

Element particle size 40µ

**Model 85824 bung bushing**

Screws in bung opening of 55 gal. (208 liter) drums and custom-built tanks to secure PMV pumps. Plated to resist rust. Threaded 2 in. NPT (m).

**Model 277020 heavy-duty bung bushing**

For outdoor use. Protection from the environment is provided by plating and two gaskets.

**Model 85826 drum cover for 120 lb. (54 kg) drum**

For mounting PMV pumps on open 120 lb./16 gal. (54 kg/60 liter) drums.

**Model 85827 drum cover for 400 lb. (181 kg) drum**

For mounting PMV pumps on open 400 lb. or 55 gal. (181 kg or 208 liter) drums.

**Model 83115 lubrication truck drum cover tie rod assembly for 400 lb. (181 kg) drum**

Secures PMV pump and 400 lb. or 55 gal. (181 kg or 208 liter) drum to lubrication truck deck.

**Model 82989 lubrication truck drum cover tie rod assembly for 120 lb. (54 kg) drum**

Secures PMV pump and 120 lb. or 16 gal. (54 kg or 60 liter) drum to lubrication truck deck.

**Model 273299 air inlet hose**

3/8 in. ID x 5 in. (127 mm) air hose.

**Quarter-turn valves**

**Model 66084 medium pressure**

1/2 in. NPT (f), 600 psi (52 bar) maximum working pressure.



3 in. air motor



Model  
V350400000

4.25 in. air motor



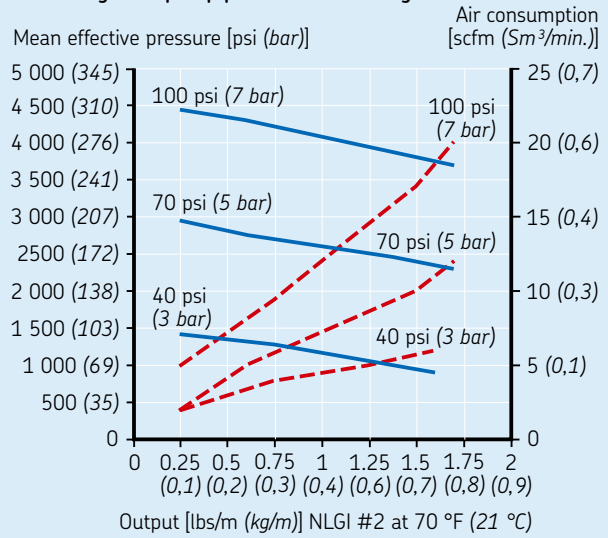
Model  
V450120000

**50:1 3 in. grease pump technical data**

<b>Pumping ratio</b>	50:1
<b>Air pressure</b>	40 to 150 psi (2,7 to 10,3 bar)
<b>Maximum output pressure</b>	7 500 psi (517 bar)
<b>Air inlet</b>	3/8 NPTF
<b>Material outlet</b>	1/4 NPTF
<b>Airmotor bore diameter</b>	3 in. (76,2 mm)
<b>Stroke</b>	3 1/4 in. (82,5 mm)
<b>Output per cycle</b>	0.78 cu. in. (12,8 cm <sup>3</sup> )
<b>Wetted parts</b>	Carbon steel, brass, zinc, polyurethane, nitrile
<b>Free flow</b>	168 cu. in./min. (2 753 cm <sup>3</sup> /min.)
<b>Overall length (stub)</b>	35 lb. (15 kg) 27 7/8 in. (708 mm) 120 lb. (54 kg) 36 3/8 in. (924 mm) 400 lb. (181 kg) 42 7/8 in. (1 089 mm)

Decibels less than 85 at all normal operating conditions

**50:1 3 in. grease pump performance testing**

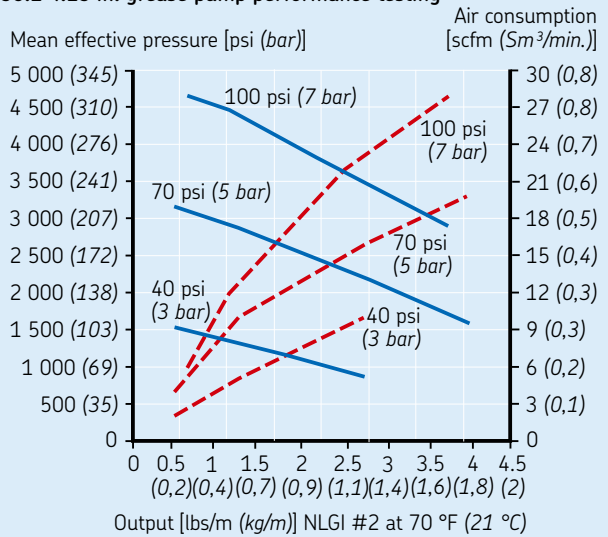


**50:1 4.25 in. grease pump technical data**

<b>Pumping ratio</b>	50:1
<b>Air pressure</b>	40 to 150 psi (2,7 to 10,3 bar)
<b>Maximum output pressure</b>	7 500 psi (517 bar)
<b>Air inlet</b>	3/8 NPTF
<b>Material outlet</b>	1/4 NPTF
<b>Airmotor bore diameter</b>	4 1/4 in. (108 mm)
<b>Stroke</b>	3 1/4 in. (82,5 mm)
<b>Output per cycle</b>	1.47 cu. in. (24,1 cm <sup>3</sup> )
<b>Wetted parts</b>	Carbon steel, brass, zinc, polyurethane, nitrile
<b>Free flow</b>	220 cu. in./min. (3 605 cm <sup>3</sup> /min.)
<b>Overall length (stub)</b>	120 lb. (54 kg) 36 7/16 in. (926 mm) 400 lb. (181 kg) 42 15/16 in. (1 091 mm)

Decibels less than 85 at all normal operating conditions

**50:1 4.25 in. grease pump performance testing**



## PMV 3 in. (76,2 mm) grease pumps

**Model V350120000 50:1 3 in. 120 lb.  
(54 kg) bare pump**

**Model V350400000 50:1 3 in. 400 lb.  
(181 kg) bare pump**

**Model V350400DC 50:1 3 in. 400 lb.  
(181 kg) stationary package**



Package includes:

- Bare pump model V350400000
- 400 lb. (181 kg) drum cover kit model K050400DC
  - 400 lb. (181 kg) drum cover model 85827
  - Air coupler/nipple model 5874/5875
  - 1/4 in. x 5 ft. (1,5 m) grease hose model 75060
  - (2) hose connectors model 10198
  - 3/8 in. x 5 ft. (1,5 m) air hose model 273299
  - Elbow union model 80202

**Model V350120DC 50:1 3 in. 120 lb.  
(54 kg) stationary package**

Package includes:

- Bare pump model V350120000
- 120 lb. (54 kg) stationary kit model K050120DC
  - Drum cover model 85826
  - (2) Hose connectors model 10198
  - Elbow union model 80202
  - 1/4 in. x 5 ft. (1,5 m) grease hose model 75060
  - 3/8 in. x 5 ft. (1,5 m) air hose model 273299
  - Follower model 84780
  - Air coupler/nipple model 5874/5875



Model V350120HF



**Model V350120HF 50:1 3 in. 120 lb. (54 kg) inductor package**

Package includes:

- Bare pump model V350120000
- Hoist/follower kit model 274932

**Model V350400HF 50:1 3 in. 400 lb. (181 kg) inductor package**

Package includes:

- Bare pump model V350400000
- Hoist/follower kit model 275260

**Model V350120LT 50:1 3 in. 120 lb. (54 kg) lubrication truck package**

Package includes:

- Bare pump model V350120000
- 120 lb. (54 kg) lubrication truck kit model K050120LT
  - 120 lb. (54 kg) drum cover with tie downs model 85829
  - Elbow union model 80202
  - Air coupler/nipple model 5874/5875
  - Lifting eye model 275415

Model V350120LT



**Model V350400LT 50:1 3 in. 400 lb. (181 kg) lubrication truck package**

Package includes:

- Bare pump model V350400000
- 400 lb. (181 kg) lubrication truck kit model K050400LT
  - 400 lb. (181 kg) drum cover with tie rods model 83115
  - Elbow union model 80202
  - Air coupler/nipple model 5874/5875
  - Lifting eye model 275415

Model V350400LT



## PMV 4.25 in. (108 mm) grease pumps

**Model V450120000 50:1 4.25 in.  
120 lb. (54 kg) bare pump**

**Model V450400000 50:1 4.25 in.  
400 lb. (181 kg) bare pump**

**Model V450120DC 50:1 4.25 in.  
120 lb. (54 kg) stationary package**

Package includes:



- Bare pump model V450120000
- 120 lb. (54 kg) stationary kit model K050120DC
  - Drum cover model 85826
  - (2) hose connectors model 10198
  - 1/4 in. x 5 ft. (1,5 m) grease hose model 75060
  - 3/8 in. x 5 ft. (1,5 m) air hose model 273299
  - Follower model 84780
  - Air coupler/nipple model 5874/5875
  - Elbow union model 80202

**Model V450400DC 50:1 4.25 in. 400 lb.  
(181 kg) stationary package**

Package includes:

- Bare pump model V450400000
- 400 lb. (181 kg) drum cover kit model K050400DC
  - 400 lb. (181 kg) drum cover model 85827
  - Air coupler/nipple model 5874/5875
  - 1/4 in. x 5 ft. (1,5 m) grease hose model 75060
  - (2) hose connectors model 10198
  - 3/8 in. x 5 ft. (1,5 m) air hose model 273299
  - Elbow union model 80202

**For heavy greases and/or low temperatures, order follower model 85825 on (→ page 55).**



Model V450400HF



**Model V450400HF 50:1 4.25 in. 400 lb. (181 kg) inductor package**

Package includes:

- Bare pump model V450400000
- Hoist/follower kit model 275260

**Model V450120LT 50:1 4.25 in. 120 lb. (54 kg) lubrication truck package**

Package includes:

- Bare pump model V450120000
- 120 lb. (54 kg) lubrication truck kit model K050120LT
  - 120 lb. (54 kg) drum cover with tie downs model 85829
  - Elbow union model 80202
  - Air coupler/nipple model 5874/5875
  - Lifting eye model 275416

**Model V450400LT 50:1 4.25 in. 400 lb. (181 kg) lubrication truck package**

Package includes:

- Bare pump model V450400000
- 400 lb. (181 kg) lubrication truck kit model K050400LT
  - 400 lb. (181 kg) drum cover with tie rods model 83115
  - Elbow union model 80202
  - Air coupler/nipple model 5874/5875
  - Lifting eye model 275416

Model V450120LT



Model V450400LT






# PMV grease pump accessories

## Modular air line equipment accessories – lockout valve

Install in-line or modular with other AirCare products to help conform to OSHA lockout regulations. In the closed position, valves block inlet air flow and exhaust downstream air.

### Lockout valve

Model	Modular use	In-line use	Maximum pressure		Temperature range	
			psi	bar	°F	°C
247771	3/8 modular	3/8	250	17,24	0 to 150	-18 to +65



## Integrated, modular filter and regulator with gauge

Can be used with other AirCare modular components.

### Integrated, modular filter and regulator with gauge

Model	Maximum pressure		Temperature range		Pressure range		Drain type	Size			Diameter				Weight			
	psi	bar	°F	°C	psi	bar		PTF	A	B	C	in.	mm	in.	mm	lbs.	kg	
602136	250	17,24	0 to 150	-18 to +65	5 to 150	0,3 to 10,34	Manual	3/8	5.27	134	2.89	73	1.98	50	3.29	83	1.2	0,5

Element particle size 40µ



### Followers plates

Recommended when pumping viscous lubricants that will not seek their own level.

**Model 84780**

For use with 120 lb. (54 kg) containers for 1, 1 1/4, 1 3/8, 1 1/2 and 2 1/8 in. diameter pump tubes. Used with series 20 and 40 air-operated grease pumps.

**Model 82989 lubrication truck drum cover tie rod assembly for 120 lb. (54 kg) drum**

Secures PMV pump and 120 lb. or 16 gal. (54 kg or 60 liter) drum to lubrication truck deck.

**Model 273299 air inlet hose**

3/8 in. ID x 5 in. (127 mm) air hose.



**Model 85825**

Deluxe pressed steel follower plate for 400 lb. (181 kg) drums includes a seal in the hub to prevent channelling of grease past the pump tube.

**Model 85826 drum cover for 120 lb. (54 kg) drum**

For mounting PMV pumps on open 120 lb./16 gal. (54 kg/60 liter) drums.

**Model 85827 drum cover for 400 lb. (181 kg) drum**

For mounting PMV pumps on open 400 lb. or 55 gal. (181 kg or 208 liter) drums.

### Shut-off valves

**Model 778 needle-type valve for chassis grease**

High pressure valve with 1/4 in. NPT (f).



**Model 83115 lubrication truck drum cover tie rod assembly for 400 lb. (181 kg) drum**

Secures PMV pump and 400 lb. or 55 gal. (181 kg or 208 liter) drum to lubrication truck deck.

### Lifting eye

**Model 275416**

Attach to PMV pump for easy drum removal/insertion with air-operated elevator model 1709.



## The 3:1 and 5:1 stub pump family from Lincoln

### 3:1 and 5:1 • Motor oil, ATF, gear lubrication and other fluid lubricants

For more than 100 years, Lincoln's exclusive pump designs have proven their superiority in application after application. And our line-up of strong, silent oil-dispensing pumps is no exception.

Both our stub pumps are built with the same rugged reliability and powerful performance you've come to expect from Lincoln. They are super quiet – the quietest pumps on the market. They deliver increased output for faster product delivery. And they let you handle a wider range of applications with total mounting flexibility.

Lincoln has taken the time-proven pump design of the Lincoln model 84933 5:1 pressure ratio balanced double-acting oil stub pump and created a more compact air motor to produce a 3:1 pressure ratio

balanced double-acting oil stub pump, model 282396. This pump creates a versatile, economical, reliable and smooth delivering lower pressure version of the Lincoln 5:1 ratio pump.

Since model 282396 balanced double-acting 3:1 pressure ratio oil stub pump and model 84933 balanced double-acting 5:1 pressure ratio oil stub pump share all dimensions other than air motor cylinder diameter, these pumps are now directly interchangeable without piping changes.

The Lincoln oil pump design enables all pump users to choose 3:1 ratio or 5:1 ratio pump models to suit their specific application.

Model 282396



Model 84933



Model 282396



## Series 25 and 40 oil pump features

- More powerful.
    - 25 or 40 cu. in. (409,7 or 655,5 cm<sup>3</sup>) air motor with universal mounting capability.
  - Balanced double-acting pump design provides uniform output and stroke for less pulsation [7.5 cu. in./cycle (123 cm<sup>3</sup>/cycle)].
  - Longer life.
    - Full 4 1/2 in. (114 mm) stroke for fewer cycles per gallon dispensed.
  - Lightweight, corrosion-resistant zinc head casting design incorporates uniform wall thickness. Keeps pumping while other pumps slow down or stop due to icing.
  - 150 psi (10,34 bar) air motor with integral patented muffler. Keeps noise below OSHA standards without compromising performance.
  - Ball check valve helps keep pump primed.
  - Pneumatically assisted mechanical air valve assures positive tripping.
  - Springless air motor construction prevents premature pump failure due to spring fatigue.
  - Precision-machined, hardened steel slide valve for longer life.
  - Designed for greater cycle rates. Exceeds maximum limits recommended for competitive pumps.
- Large pump outlet.
    - 1/2 in. (12,7 mm) NPT(f).
  - Easier serviceability.
    - Majority of parts are common with other series 20, 25 and series 40 pumps.
  - Each pump is 100% electronically tested to assure quality performance.
  - Backed by the most extensive, qualified service network in the industry.
  - Large pump inlet.
    - 1 in. (25,4 mm) NPT(f) inlet with 1 1/2 in. (38,1 mm) NPT(m) pump inlet for versatile pump mounting and full oil flow.
  - Backed by our five year limited warranty. See your Lincoln representative for details.

Model 84933



## 3:1 and 5:1 • Motor oil, ATF, gear lubrication and other fluid lubricants

### Model 282396 3:1 bare stub pump

### Model 282398 3:1 series 25 stub pump

Package includes:

- Bare stub pump model 282396
- Pump cover kit model 84935
- Oil connecting hose model 73024
- Air connecting hose model 72024
- 90° volume union elbow model 241584
- Air coupler model 815
- Air nipple model 11659
- Bung bushing model 84538

### Model 84934 5:1 series 40 stub pump

Package includes:

- Bare stub pump model 84933
- Pump cover kit model 85935
- Oil connecting hose model 73024
- Air connecting hose model 72024
- 90° volume union elbow model 241584
- Air coupler model 815
- Air nipple model 11659
- Bung bushing model 84538

Model 282398



Model 84934

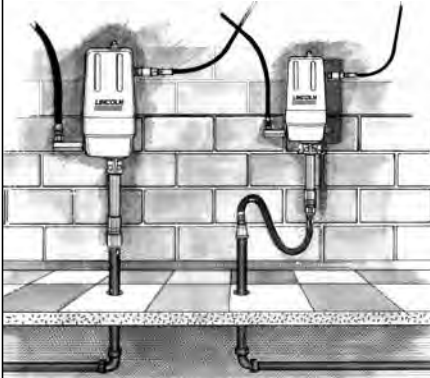


Model 84538



## Versatile stub pump mounting options

**Standpipe and wall mount assembly to remote bulk tanks**



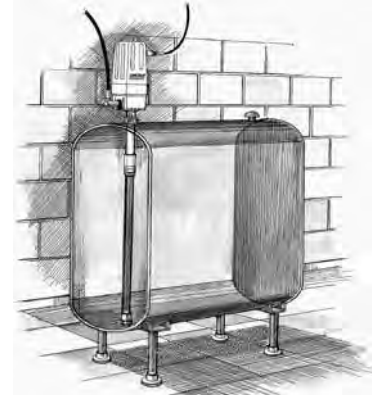
3:1 (282398) or 5:1 (84934) pump, wall mount kit (84940), low level cut-off (84946) or foot valve (85765).

**Wall mount to any size drum**



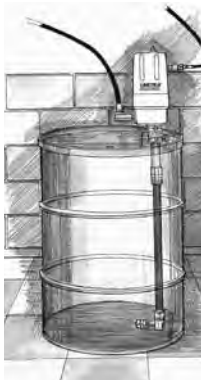
3:1 (282398) or 5:1 (84934) pump, wall mount kit (84940), suction kit (84945) and low level cut-off (84946) or foot valve (85765).

**Above ground tank**



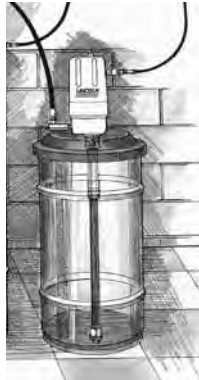
[275 gallon (1 041 liter) tank shown]  
3:1 (282398) or 5:1 (84934) pump and universal suction kit (85949).

**55 gallon (208 liter) drum mount using bung bushing**



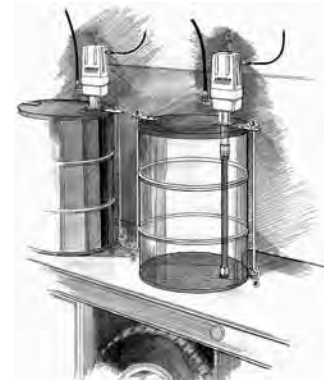
3:1 (282398) or 5:1 (84934) pump and 55-gallon drum suction (85755).

**16 gallon (60 liter) drum mount using drum cover**



3:1 (282398) or 5:1 (84934) pump, drum cover (46007) and 16-gallon drum suction kit (85716).

**55 gallon (208 liter) drum mount on lubrication truck using drum cover**



3:1 (282398) or 5:1 (84934) pump, eyebolt kit (84941), drum cover/tie-down kit (83115) 55 gal. (208 liter) drum suction kit (85755).

## Series 25 • 3:1 • Motor oil, ATF, gear lubrication and other fluid lubricants

Shop, garage and lubrication truck\* applications – 16 gal. (60 liter) drums

### Model 2437

Package includes:

- Pump model 282396
- Lubricant connecting hose model 73060
- Volume elbow model 241584
- Air connecting hose model 72060
- Air coupler model 815
- Air nipple model 11659

55 gal. (208 liter) drums

### Model 2424

Package includes:

- Pump model 282133
- 2 in. (50,8 mm) NPT (m) bung bushing model 84538
- Volume union elbow model 241584
- Air coupler model 815
- Air nipple model 11659
- Lubricant connecting hose model 73060
- Air hose model 72060

\* For lubrication truck applications, contact your Lincoln distributor.

250 or 275 gal. (946 or 1 041 liter) drums

### Model 284168

Package includes:

- Pump model 282396
- Universal suction tube kit model 85949
- Bung bushing model 84538
- Lubricant connecting hose model 73060
- Volume elbow model 241584
- Air connecting hose model 72060
- Air coupler model 815
- Air nipple model 11659

Lubrication truck and mobile applications – 55 gal. (208 liter) drum

### Model 284231

Package includes:

- Pump model 282133
- Eyebolt kit model 84941
- Drum cover with tie down assembly model 83115
- Air coupler model 815
- Air nipple model 11659



Model 2537



## Series 40 • 5:1 • Motor oil, ATF, gear lubrication and other fluid lubricants

Shop and garage applications –  
16 gal. (60 liter) drums

### Model 2537

Package includes:

- Pump model 84933
- Lubricant connecting hose model 73060
- Volume elbow model 241584
- Air connecting hose model 72060
- Air coupler model 815
- Air nipple model 11659
- Drum cover model 46007

55 gal. (208 liter) drums

Model 2524



### Model 2524

Package includes:

- Pump model 84933
- 2 in. NPT (m) bung bushing model 84538
- Volume union elbow model 241584
- Air couple model 815
- Air nipple model 11659
- Lubricant connecting hose model 73060
- Air hose model 72060

**Note:** Order drum cover model 81523 separately.

Model 285168



### Model 285168

Comes complete with model 84933 pump and model 85949 universal suction tube kit, model 84538 bung bushing, air and lubricant connecting hose. Pumps oil, gear lubrication, ATF, etc. from tanks, drums.

### Model 285231

Package includes:

- Pump model 285133
- Eyebolt kit model 84941
- Drum cover with tie down assembly model 83115
- Air coupler model 815
- Air nipple model 11659



Pumps and accessories – Series 20, 25 and 40 medium-pressure oil pumps

Series 25 oil pumps

Model	Description	Bare pump	Free delivery		Ratio	Drum size		Air Inlet NPT	Size NPT	Use / location
			gal.	liter		gal.	liter			
–	–	–	gal.	liter	–	gal.	liter	in.	in.	–
<b>282133</b>	Bare drum pump	282396	6	22	3:1	55	208	1/4	1/2	Replacement
<b>282396</b>	Bare stub pump	282396	6	22	3:1	Stub/universal		1/4	1/2	Universal
<b>2424</b>	Stationary	282133	6	22	3:1	55	208	1/4	1/2	Shop
<b>2437</b>	Stationary with suction kit model 85716	282396	6	22	3:1	16	60	1/4	1/2	Shop
<b>282398</b>	Stub pump assembly	282396	6	22	3:1	Stub/universal		1/4	1/2	Universal
<b>284168</b>	Stationary tank	282396	6	22	3:1	250 or 275	946 or 1 041	1/4	1/2	Shop
<b>284231</b>	Lube truck	282133	6	22	3:1	55	208	1/4	1/2	Lube truck

All models based on model 282396 series 25 3:1 bare oil pump which delivers 6 gallon/min. (22 liter/min.) free flow plus a suction tube.

Series 40 oil pumps

Model	Description	Bare pump	Free delivery		Ratio	Drum size		Air Inlet NPT	Size NPT	Use / location
			gal.	liter		gal.	liter			
–	–	–	gal.	liter	–	gal.	liter	in.	in.	–
<b>84933</b>	Bare stub pump	84933	6	22	5:1	Stub/universal		1/4	1/2	Universal
<b>285133</b>	Bare pump with tube	84933	6	22	5:1	55	208	1/4	1/2	Replacement
<b>2524</b>	Stationary 55 gal. (208 liter)	84933	6	22	5:1	55	208	1/4	1/2	Shop
<b>2537</b>	Stationary 16 gal. (60 liter) with suction kit model 85716	84933	6	22	5:1	16	60	1/4	1/2	Shop
<b>84934</b>	Stub pump assembly	84933	6	22	5:1	Stub/universal		1/4	1/2	Universal
<b>285168</b>	Stationary tank	84933	6	22	5:1	250 or 275	946 or 1 041	1/4	1/2	Shop
<b>285231</b>	Lube truck	84933	6	22	5:1	55	208	1/4	1/2	Lube truck

All models based on model 84933 series 40 5:1 bare oil pump which delivers 6 gallon/min. (22 liter/min.) free flow plus a suction tube.

## Medium-pressure pump accessories



### Bung bushing, low-level cut-off and foot valves

Model	Description	Thread size NPT	Notes
–	–	in.	–
<b>84538</b>	Pump bung bushing	2 (m)	Mounts series 25 or 40 pump to 2 in. (50,8 mm) oil drum opening
<b>85824</b>	Bung bushing	2 (m)	Mounts PMV pumps to 55 gal. (208 liter) drum or custom-built tanks
<b>82439</b>	Low-level cutoff	1 1/2 (m)	Used with new oil oil pumps
<b>84946</b>	Low-level cutoff	1 (m)	Used with new oil oil pumps
<b>85765</b>	Foot valve	1 (f)	Used with new oil oil pumps

### Wall mount kits

Model	Description	Notes
<b>84940</b>	Wall-mount kit – series 25 and 40	Used with model 84945 suction kit
<b>84942</b>	Flange-mount kit – series 25 and 40	Mounts pump to custom made tanks (lubrication trucks)

### Suction kits

Model	Description	Thread size NPT	Notes
–	–	in.	–
<b>84945</b>	Remote suction kit	1 (f)	Includes 5 ft. (1,5 m) oil hose, bung bushing and 1 x 32 in. (0,8 m) pipe
<b>85716</b>	16 gal. (60,57 liter) drum suction kit	1 (m)	Adapts any series 25 or 40 oil pump to 16 gallon (60 liter) drum
<b>85755</b>	55 gal. (208,2 liter) drum suction kit (steel)	1 (m)	Adapts any series 25 or 40 oil pump to 55 gallon (208 liter) drum
<b>85949</b>	Universal suction kit	1 (m)	Adapts any series 25 or 40 oil pump to drum or tank use

### Pump covers

Model	Description	Notes
<b>84935</b>	Pump cover	Series 20 pumps
<b>85935</b>	Pump cover	Series 25 and 40 pumps

**Hose**

Model	Description	Thread size NPT (m)	Maximum pressure	
			psi	bar
–	–	in.	psi	bar
<b>72036</b>	3 ft. (0,9 m) low-pressure connecting	1/4	250	17,24
<b>72060</b>	5 ft. (1,5 m) low-pressure connecting	1/4	250	17,24
<b>73036</b>	3 ft. (0,9 m) medium-pressure connecting	1/2	1 000	68,95
<b>73060</b>	5 ft. (1,5 m) medium-pressure connecting	1/2	1 000	68,95



**Eye-bolt kit**

**Model 84941**

Eye bolt kit for all series 20, 25 and 40 pumps, makes drum changing easy. Two part kit screws directly onto pump for lifting with pump elevator.

**Lubricant filters**

**Model 84004**

For mounting at pump outlet. Contains replaceable 140 micron stainless steel filter element model 69524. 1/2 in. NPT (m) inlet and outlet. 1 3/8 in. hex. steel body. Maximum pressure 5 000 psi (344,7 bar). 100 mesh screen.



**Shut-off valves**

See fittings and accessories section for pump shut-off valves.


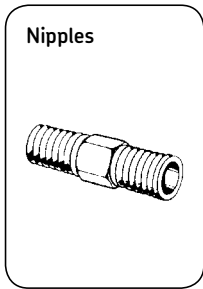
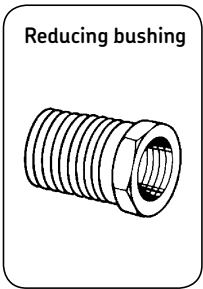


**Thermal pressure protection**

Protect lubrication system components from high pressure spikes caused by temperature change in a closed fluid network.

**Thermal pressure protection models**

Model	Description	Application	Pre-set relief pressure		Size NPT
			psi	bar	
–	–	–	psi	bar	in.
<b>282876</b>	Valve only	3:1, 5:1, 6:1	1 000	68	1/2
<b>275197</b>	Valve only	3:1, 5:1, 6:1	500	34	1/2
<b>282957</b>	Valve only	3:1, 5:1, 6:1, 10:1, 12:1	1 500	103	1/2
<b>277601-3</b>	Kit with valve, hose, adapters	Series 40 5:1, series 20 3:1	900	62	Integrated



### Reducing bushings

Model	Thread size	Construction
–	in.	–

<b>10200</b>	1/8 NPT (f) x 1/2-27 (m)	Brass
<b>10204</b>	1/4 NPT (f) x 1/2-27 (m)	Brass

### Reducing couplings

Model	Thread size NPT (f)	Construction
–	in.	–

<b>11852</b>	1/8 x 1/2-27	Steel
<b>10522</b>	1/4 x 1/2-27	Brass

### Adapter unions

Model	Thread size	Construction
–	in.	–

<b>66883</b>	1/2 NPSM (f) x 1/2 NPT (m)	Steel
<b>69375</b>	1 NPT (f) swivel x 1 NPT (m)	Steel

### Nipples

Model	Thread size NPT (m)	Construction
–	in.	–

<b>10130</b>	1/8 x 1/8	Steel
<b>10199</b>	1/8 x 1/2-27	Brass
<b>10462</b>	1/4 x 1/4	Steel

<b>10198</b>	1/4 x 1/2-27	Brass
<b>10540</b>	3/8 x 3/8	Steel
<b>11107</b>	3/8 x 1/2	Steel

<b>11197</b>	1/2 x 1/2	Steel
<b>12957</b>	1/2 x 1/2-27	Steel
<b>10202</b>	1/2-27 x 1/2-27	Brass

<b>12296</b>	3/4 x 3/4	Steel
--------------	-----------	-------

### Shut-off valves – needle-type for chassis grease

Model	Thread size NPT (f)	Construction
–	in.	–

<b>778</b>	1/4	High pressure
<b>884</b>	3/8	High pressure
<b>885</b>	1/2	High pressure

Maximum working pressure 10 000 psi (680 bar)

## Quarter-turn valves

### High pressure

Control lever with “on” or “off” positions provides visual check as to whether lubrication line is open or closed. Buna-N seals with PTFE seat.

### Quarter-turn valves – high pressure

Model	Inlet size NPT (f)	Maximum pressure	
		psi	bar
–	in.		

<b>69503</b>	1/2	2 000	138
<b>69425</b>	3/4	2 500	172
<b>69423</b>	1	2 500	172

### Quarter-turn valves – medium pressure

Model	Inlet size NPT (f)	Maximum pressure	
		psi	bar
–	in.		

<b>256200</b>	1/4	600	52
<b>66084</b>	1/2	600	52

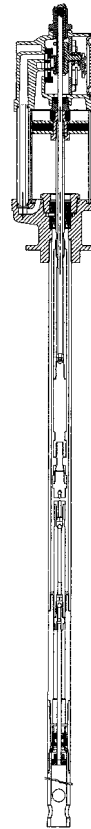
## The heavy-duty 50:1 grease pump family from Lincoln

Lincoln air-operated lubrication equipment models featuring our high-pressure Series 20 and 40 grease pumps have been performance proven in automotive, agricultural, heavy-duty, marine, construction and industrial facilities throughout the world.

- Series 20 grease pumps include the time-proven 20 cu. in. ( $409,7 \text{ cm}^3$ ) displacement Lincoln air motor with 2 1/2 in. ( $63,5 \text{ mm}$ ) stroke – ideal for most applications.
- Series 40 grease pumps include the time-proven 40 cu. in. ( $655,5 \text{ cm}^3$ ) displacement Lincoln air motor with 4 1/2 in. ( $114 \text{ mm}$ ) stroke – ideal for high volume applications.

These pumps are built for power, durability and dependability and these exclusive engineering features ensure top performance and longer service life.

Model 82054



Series 20



Model 82050



Model 82054

## Series 20 and 40 grease pump features

- Lightweight, corrosion-resistant zinc head casting design incorporates uniform wall thickness and an integral patented muffler which keeps noise level below OSHA standards without compromising performance. Keeps pumping, while other pumps slow down or stop due to icing.
- 150 psi (10,34 bar) pre-lubricated air motor requires no external oiler.
- Pneumatically assisted mechanical air valve assures positive tripping.
- Springless air motor construction prevents premature pump failure due to spring fatigue.
- Precision-machined, hardened steel slide valve for longer life – no packings to wear out.
- Powerful.
  - 20 or 40 cu in. (409,7 or 655,5 cm<sup>3</sup>) air motor.
- Designed for greater cycle rates.
  - Exceeds maximum limits recommended for competitive pumps.
- One piece pump outlet body withstands constant high lubricant pressures.
- Easier serviceability.
  - Majority of parts are common with other series 20, 25 and 40 pumps.
- Faster output.
  - Double-acting design provides high pressure and uniform delivery on both up and down strokes.
- Hardened steel plunger and bushing resist abrasion and prolong pump life. Micro-lapped to high precision tolerance to eliminate bypassing lubricant.
- All pumps are 100% electronically tested to assure quality performance.
- Backed by the most extensive, qualified service network in the industry.
- Shovel-type foot valve adds mechanical priming to normal suction. Handles all grades of lubricants.
- Backed by a five-year limited warranty. See your Lincoln representative for details.

Series 40



Model 84667



Model 84668

## Series 20 • 50:1 • Double acting

### Shop and plant applications

#### Model 918 50:1 120 lb. (54 kg) drum

Package includes:

- Bare pump model 82050
- Drum cover model 46007
- Air coupler model 815
- Air nipple model 11659
- 3 ft. (0,91 m) air connecting hose model 72036
- 5 ft. (1,52 m) high-pressure grease connecting hose model 75060
- Deluxe follower plate model 84780
- Volume elbow union model 80202

#### Model 926 50:1 400 lb. (181 kg) drum

Package includes:

- Bare pump model 82054
- Drum cover model 81523
- Air coupler model 815
- Air nipple model 11659
- 3 ft. (0,91 m) air connecting hose model 72036
- 5 ft. (1,52 m) high-pressure grease connecting hose model 75060
- Volume elbow union model 80202

**Note:** A deluxe follower plate model 83366 is recommended for use with this pump (→ page 68).

#### Model 926-1 50:1 400 lb. (181 kg) drum

Package includes:

- Bare pump model 82054
- Air coupler model 815
- Air nipple model 11659
- 3 ft. (0,91 m) air connecting hose model 72036
- 5 ft. (1,52 m) high-pressure grease connecting hose model 75060
- Volume elbow union model 80202

**Note:** A deluxe follower plate model 83366 is recommended for use with this pump (→ page 73).





## Lubrication truck and mobile grease applications

### Model 82991 50:1 120 lb. (54 kg) drum

Package includes:

- Bare pump model 82050
- Drum cover and tie rod assembly model 82989
- Eye bolt kit model 84941
- Air coupler model 815
- Air nipple model 11659
- Volume elbow union model 80202

**Note:** Connecting hoses are not included with this package. Order connecting hoses separately to suit application.

### Model 83112 50:1 400 lb. (181 kg) drum

Package includes:

- 1-pump model 83112
- Drum cover and tie rod assembly model 83115
- Air coupler model 815
- Air nipple model 11659
- Volume elbow union model 80202

**Note:** Connecting hoses are not included with this package. Order connecting hoses separately to suit application.

**Note:** For lubrication truck/mobile applications (models 82991 and 83112), optional deluxe follower plate is available (→ page 73).



## Series 40 • 50:1 • High output, double acting

### Shop and garage applications

#### Model 1418 50:1 120 lb. (54 kg) drum

Package includes:

- Bare pump model 84667
- Drum cover model 46007
- Air coupler model 815
- Air nipple model 11659
- 3 ft. (0,91 m) air connecting hose model 72036
- 5 ft. (1,52 m) high-pressure grease connecting hose model 75060
- Deluxe follower plate model 84780
- Volume elbow union model 80202

#### Model 1426 50:1 400 lb. (181 kg) drum

Package includes:

- Bare pump model 84668
- Drum cover model 81523
- Air coupler model 815
- Air nipple model 11659
- 3 ft. (0,91 m) air connecting hose model 72036
- 5 ft. (1,52 m) high-pressure grease connecting hose model 75060
- Volume elbow union model 80202

**Note:** Deluxe follower plate model 83366 is recommended for use when pumping extra heavy lubricants and must be ordered separately for this model (→ page 73).

#### Model 1426-1 50:1 400 lb. (181 kg) drum

Package includes:

- Bare pump model 84668
- Air coupler model 815
- Air nipple model 11659
- 3 ft. (0,91 m) air connecting hose model 72036
- 5 ft. (1,52 m) high-pressure grease connecting hose model 75060
- Volume elbow union model 80202

**Note:** Deluxe follower plate model 83366 is recommended for use when pumping extra heavy lubricants and must be ordered separately for this model (→ page 73).

#### Model 2740 50:1 400 lb. (181 kg) inductor

Package includes:

- Bare pump model 84668
- Primer assembly with follower model 274681
- Air powered hoist
- Air coupler model 815
- Air nipple model 11659
- 7 ft. (2,13 m) air hose model 274728
- 7 ft. (2,13 m) grease hose model 75084
- Air regulator for hoist model 602003
- Air gauge model 274843





## Grease pumps for lubrication truck applications

### Model 84684 120 lb. (54 kg) drum

Package includes:

- Bare pump model 84667
- Drum cover and tie rod assembly model 82989
- Eye bolt kit model 84941
- Air coupler model 815
- Air nipple model 11659
- Volume elbow union model 80202
- Follower plate not included

**Note:** Connecting hoses are not included with this package. Order connecting hoses separately to suit application.

### Model 84683 400 lb. (181 kg) drum

Package includes:

- Bare pump model 84668
- Drum cover and tie rod assembly model 83115
- Eye bolt kit model 84941
- Air coupler model 815
- Air nipple model 11659
- Volume elbow union model 80202

**Note:** Connecting hoses are not included with this package. Order connecting hoses separately to suit application.

**Note:** For lubrication truck and mobile applications, optional deluxe follower plate is available (→ [page 74](#)).

Pumps and accessories – Series 20, 25 and 40 high-pressure grease pumps

Series 20 grease pumps

Model	Description	Bare pump	Free delivery		Ratio	Drum size		Air inlet NPT (f)	Size NPT (f)
			in. <sup>3</sup>	cm <sup>3</sup>		lb.	kg		
–	–	–	in. <sup>3</sup>	cm <sup>3</sup>	–	lb.	kg	in.	in.
<b>918</b>	Shop and garage	82050	80	1311	50:1	120	54,43	1/4	1/4
<b>923</b>	Shop and garage with elevator	82050	80	1311	50:1	120	54,43	1/4	1/4
<b>926</b>	Shop and garage	82054	80	1311	50:1	400	181,4	1/4	1/4
<b>82991</b>	Lube truck model	82050	80	1311	50:1	120	54,43	1/4	1/4
<b>83112</b>	Lube truck model	82054	80	1311	50:1	400	181,4	1/4	1/4

These high-pressure pumps incorporate a 20 cu. in. (327,7 cm<sup>3</sup>) air motor design  
Grease strainer model 82103


Series 40 grease pumps

Model	Description	Bare pump	Free delivery		Ratio	Drum size		Air inlet NPT (f)	Material outlet NPT (f)
			in. <sup>3</sup>	cm <sup>3</sup>		lb.	kg		
–	–	–	in. <sup>3</sup>	cm <sup>3</sup>	–	lb.	kg	in.	in.
<b>1418</b>	High-volume shop	84667	90	1 475	50:1	120	54,43	1/4	1/4
<b>1426</b>	High-volume shop	84668	90	1 475	50:1	400	181,4	1/4	1/4
<b>84683</b>	High-volume lubrication truck	84668	90	1 475	50:1	400	181,4	1/4	1/4
<b>84684</b>	High-volume lubrication truck	84667	90	1 475	50:1	120	54,43	1/4	1/4
<b>2740</b>	Pump with inductor	84668	90	1 475	50:1	400	181,4	1/4	1/4

These high-output pumps incorporate a 40 cu. in. (655,5 cm<sup>3</sup>) air motor design with a 4.5 in. (114 mm) stroke for higher volume output and fewer cycles per pound of grease

## High-pressure pump accessories

Model 84775



### Follower plates

Recommended when pumping lubricants that will not seek their own level.

#### Model 84775

Deluxe universal follower for use with 25 to 50 lb. (11 to 22 kg) containers for 1, 1 1/4, and 1 1/2 in. diameter pump tubes. All rubber unit ensures complete grease dispensing to the bottom of dented or plastic lined drums; wipes pail or drum clean. Metal cap holds insert firmly in place, ensuring seal and maintaining vacuum.

Model 83366



#### Model 84780

Same as 84775 except for use with 120 lb. (54 kg) containers for 1, 1 1/4 and 2 1/8 in. diameter pump tubes. Used with series 20 and 40 air-operated grease pumps.

Model 46007



#### Model 83366

Deluxe pressed steel follower plate for 400 lb. (181 kg) drums includes a seal in the hub to prevent channelling of grease past the pump tube.

Model 81523



### Drum Covers

#### Model 46007

Drum cover for 120 lb. (54 kg) or 16 gallon (60 liter) open top refinery containers for all series 20, 25 and 40 pumps.

#### Model 81523

Drum cover for 400 lb. (181 kg) or 55 gallon (208 liter) open top refinery containers for all series 20, 25 and 40 pumps.

### Pump elevator

#### Model 83447

Pump elevator assembly lifts pump assembly clear of drum for easy, one person drum changes. Helps prevent introduction of foreign material into grease during drum changes. Height with drum is 39 3/8 in. (1 000 mm), 67 1/4 in. (1 708 mm) with elevator raised. Drum not included. For 120 lb. (54 kg) drum.

Model 83447



### Follower plates

Model	Drum size	Tube ID	Type
–	lb. (gal)	in.	–
84775	400 (55)	1, 1 1/4, 1 1/2	Tapered flexible
84780	120 (16)	1, 1 1/4, 2 1/8	Tapered flexible
83366	400 (55)	1	Rigid
275183	35 (5)	1 1/2	Flexible-low cost
275184	35 (5)	1 1/4	Flexible-low cost

# PowerMaster III

## Features

- State-of-the-art, fully pneumatic air motors 3 to 4 in. (76,2 to 101,6 mm).
- Full 6 in. (152,4 mm) stroke.
- Modular design for easy repair.
- Pump tubes offer ratios and outputs to fit any application.
- Available to fit any drum or pail size, or bulk tanks.
- Offered in carbon steel, 316 stainless steel or hard chrome plated.
- Full line of priming equipment and mounting devices.

## Series III air motors

- Full pneumatic operation for longer life and durability. Only five moving parts.
- Total modular design for ease of service and maintenance.
- Quiet operation.
  - Meets or exceeds OSHA requirements at all recommended operation air pressures.
- Interchangeable with all PowerMaster III pump tubes.
- Acceptability of pump monitors and controls, such as AirBrake.

## AirBrake

- Shuts down pump immediately when excessive pump cycle speed (runaway) occurs.
- Prevents pump damage due to a runaway condition.
- Indicates system fault caused by empty container or broken supply line.
- Limits spills due to pump outlet hose failure.
- Sends fault signal to remote alarm locations with optional model 244398 signal kit.
- Can be ordered already installed (refer to pump specification chart).
- Can be added later. Order model 85317.
- Easy to install and set – graduated dial with detents.
- Kit model 273429 upgrades existing AirBrake-equipped pumps to the latest specifications.
- Kit model 273835 – tamper resistant kit.

Model 2001




Model 85317



Model 84806



Model 84985



## Pump tubes

### Ball foot design

- For light- to medium-viscosity, flowable fluids and materials.
- Three styles
  - stub for bulk mounting
  - 55 gallon (208 liter)
  - 16 gallon (60 liter) drum.
- Ratios from 6:1 to 12:1, outputs to 3.9 gal./min. (14,6 liter/min.).
- Complete interchangeability with all series III air motors.
- Exclusive patented, “leakless” gland assembly kit is available as an accessory.

### Shovel foot design, plunger and bushing style

- For medium- to high-viscosity, non-pourable materials, such as grease.
- Available in 400 or 120 lb. (205 or 60 liter) drum lengths or mounts on primer for high-viscosity materials.
- Full range of ratios: 10:1 through 75:1 for all applications.
- Selected fit, hardened steel plunger and bushing is particularly well suited to viscous lubricants.
- Complete interchangeability with all series III air motors.
- Exclusive patented, leakless gland assembly kit (to protect gland seal – the only seal in pump tube) is available as an accessory.

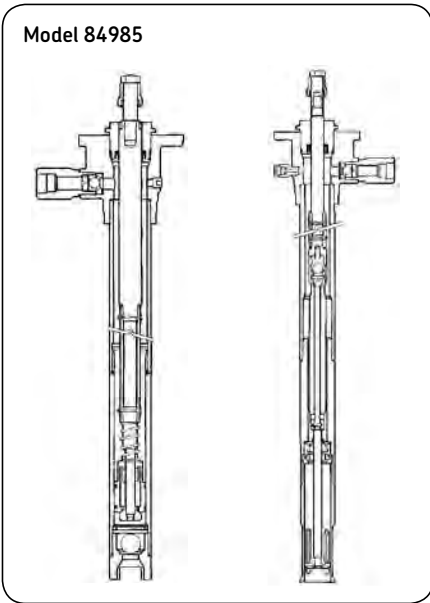
### Shovel foot design, packed piston-style

- For medium- to high-viscosity, non-pourable materials.
- Furnished with exclusive, patented, leakless gland assembly.
- Available in 55 or 16 gallon (208 or 60 liter) drum lengths. Also suitable for mounting on priming equipment or standpipe mounting for bulk delivery.
- Complete interchangeability with all series III air motors.
- Full range of ratios 10:1 through 32:1.

### PileDriver III flatcheck design

- Large ports reduce resistance for improved flow in real world applications.
- 6 in. (152,4 mm) stroke lets the pump work easier to deliver the same or more volume.
- Proven PileDriver III pump tube and PowerMaster III air motor based design is durable, dependable and easy to maintain over the life of the pump.
- 2.5 in. NPTF (f) and 3 in. NPTF (m) inlet offers flexible mounting options.

Model 84985



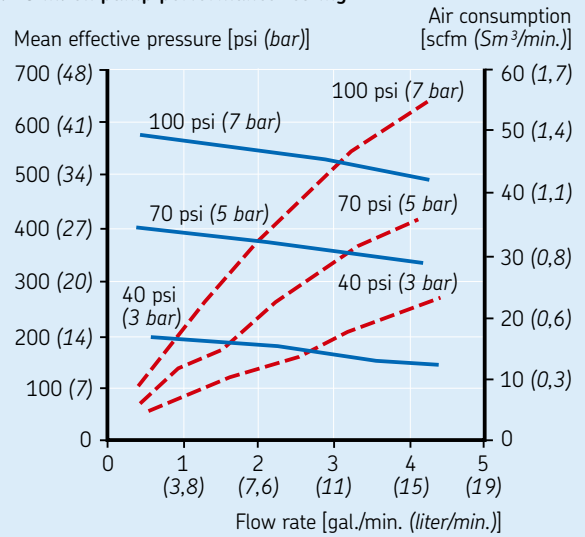
Model 85922



**6:1 3 in. oil pump technical data**

<b>Pumping ratio</b>	6:1
<b>Air pressure</b>	30 to 200 psi (2 to 14 bar)
<b>Maximum output pressure</b>	1 200 psi (84 bar)
<b>Air inlet</b>	1/2 NPTF
<b>Material outlet</b>	3/4 NPTF
<b>Material inlet</b>	Stub 2 NPTF
<b>Airmotor bore diameter</b>	3 in. (76 mm)
<b>Stroke</b>	6 in. (152 mm)
<b>Output per cycle</b>	11.9 cu. in. (195 cm <sup>3</sup> )
<b>Cycles</b>	20/gallon (5/liter)
<b>Wetted parts</b>	Steel, brass, copper, polyurethane, nitrile
<b>Free flow</b>	12.3 gallon/min. (46,6 liter/min.)
<b>Overall length (stub)</b>	36 in. (914 mm)
<b>Overall length (55 gal./400 lb./200 liter)</b>	60 7/8 in. (1 546 mm)

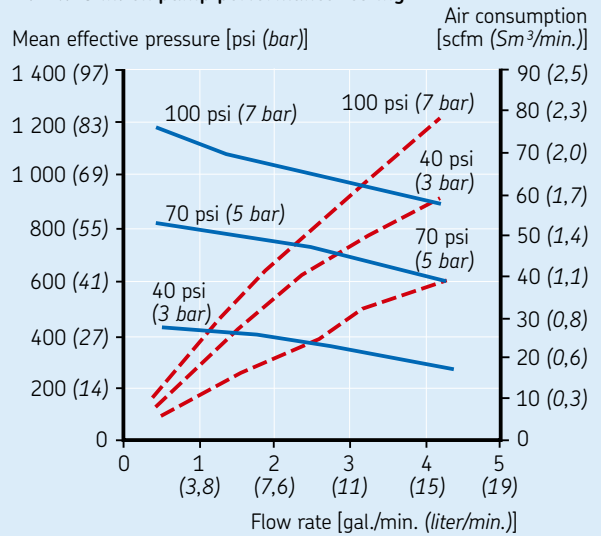
**6:1 3 in. oil pump performance testing**



**12:1 4.25 in. oil pump technical data**

<b>Pumping ratio</b>	12:1
<b>Air pressure</b>	30 to 200 psi (2 to 14 bar)
<b>Maximum output pressure</b>	2 400 psi (166 bar)
<b>Air inlet</b>	1/2 NPTF
<b>Material outlet</b>	3/4 NPTF
<b>Material inlet</b>	Stub 2 NPTF
<b>Airmotor bore diameter</b>	4.25 in. (108 mm)
<b>Stroke</b>	6 in. (152 mm)
<b>Output per cycle</b>	11.9 cu. in. (195 cm <sup>3</sup> )
<b>Cycles</b>	20/gallon (5/liter)
<b>Wetted parts</b>	Steel, brass, copper, polyurethane, nitrile
<b>Free flow</b>	12.3 gallon/min. (46,6 liter/min.)
<b>Overall length (stub)</b>	36 in. (914 mm)
<b>Overall length (55 gal./400 lb./200 liter)</b>	60 7/8 in. (1 546 mm)

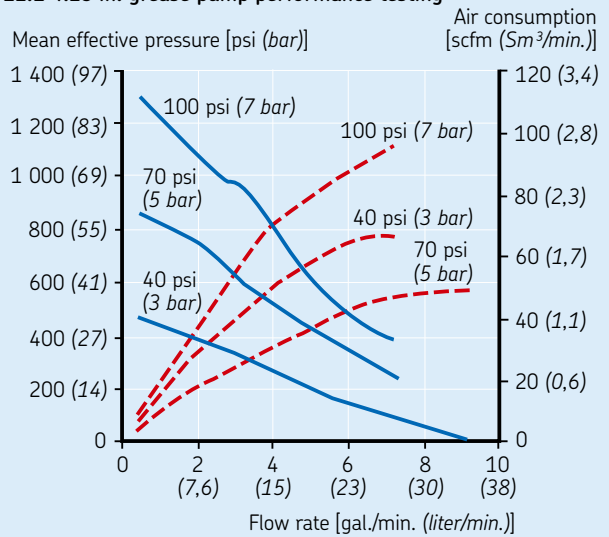
**12:1 4.25 in. oil pump performance testing**



**12:1 4.25 in. grease pump technical data**

<b>Pumping ratio</b>	12:1
<b>Air pressure</b>	200 psi (14 bar)
<b>Maximum output pressure</b>	2 400 psi (166 bar)
<b>Air inlet</b>	1/2 NPTF
<b>Material outlet</b>	3/4 NPTF
<b>Airmotor bore diameter</b>	4.25 in. (108 mm)
<b>Stroke</b>	6 in. (152 mm)
<b>Output per cycle</b>	10.9 cu. in. (179 cm <sup>3</sup> )
<b>Cycles</b>	21/gallon (5.5/liter)
<b>Wetted parts</b>	Steel, brass, copper, polyurethane, nitrile
<b>Free flow</b>	3.5 gallon/min. (13,2 liter/min.)
<b>Overall length (55 gal./400 lb./200 liter)</b>	48 3/8 in. (1 229 mm)
<b>Overall length (16 gal./120 lb.)</b>	62 1/8 in. (1 578 mm)

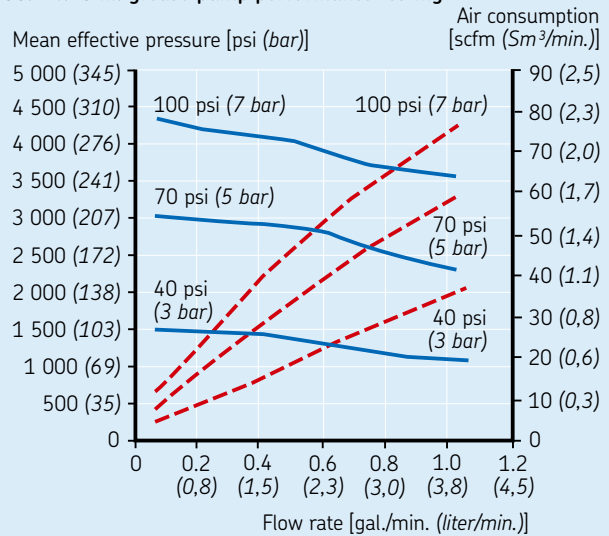
**12:1 4.25 in. grease pump performance testing**



**50:1 4.25 in. grease pump technical data**

<b>Pumping ratio</b>	50:1
<b>Air pressure</b>	150 psi (10 bar)
<b>Maximum output pressure</b>	7 500 psi (517 bar)
<b>Air inlet</b>	1/2 NPTF
<b>Material outlet</b>	3/4 NPTF
<b>Airmotor bore diameter</b>	4.25 in. (108 mm)
<b>Stroke</b>	6 in. (152 mm)
<b>Output per cycle</b>	3 cu. in. (49 cm <sup>3</sup> )
<b>Cycles</b>	78/gallon (20/liter)
<b>Wetted parts</b>	Steel, brass, copper, polyurethane, nitrile
<b>Free flow</b>	1 gallon/min. (3,7 liter/min.)
<b>Overall length (55 gal./400 lb./200 liter)</b>	62 1/8 in. (1 578 mm)
<b>Overall length (16 gal./120 lb.)</b>	55 1/2 in. (1 410 mm)

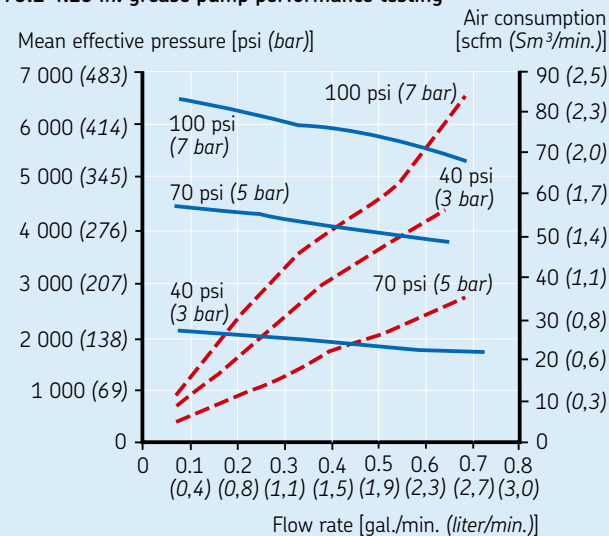
**50:1 4.25 in. grease pump performance testing**



**75:1 4.25 in. grease pump technical data**

<b>Pumping ratio</b>	75:1
<b>Air pressure</b>	100 psi (7 bar)
<b>Maximum output pressure</b>	7 500 psi (517 bar)
<b>Air inlet</b>	1/2 NPTF
<b>Material outlet</b>	3/4 NPTF
<b>Airmotor bore diameter</b>	4.25 in. (108 mm)
<b>Stroke</b>	6 in. (152 mm)
<b>Output per cycle</b>	2.1 cu. in. (34 cm <sup>3</sup> )
<b>Cycles</b>	111/gallon (29/liter)
<b>Wetted parts</b>	Steel, brass, copper, polyurethane, nitrile
<b>Free flow</b>	0.7 gallon/min. (2,6 liter/min.)
<b>Overall length (55 gal./400 lb./200 liter)</b>	62 1/8 in. (1 578 mm)
<b>Overall length (16 gal./120 lb.)</b>	55 1/2 in. (1 410 mm)

**75:1 4.25 in. grease pump performance testing**

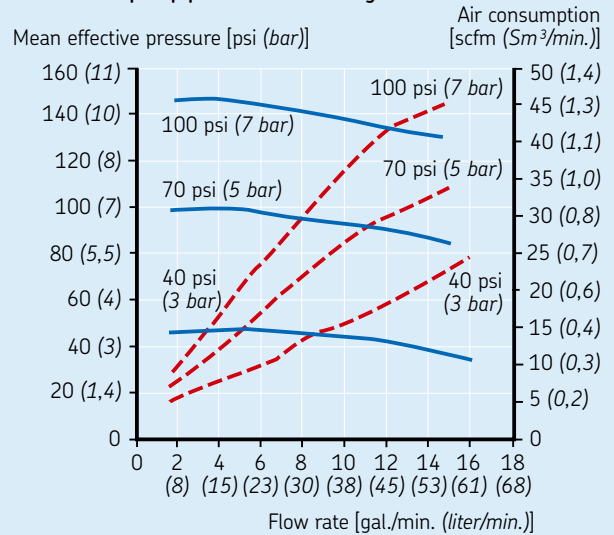




**1.5:1 3 in. oil pump technical data**

<b>Pumping ratio</b>	1.5:1
<b>Air pressure</b>	30 to 200 psi (2 to 14 bar)
<b>Maximum output pressure</b>	300 psi (21 bar)
<b>Air inlet</b>	1/2 NPTF
<b>Material outlet</b>	1 1/2 NPTF
<b>Material inlet</b>	Stub 2.5 NPTF (f); 3 NPTF (m)
<b>Airmotor bore diameter</b>	3 in. (76 mm)
<b>Stroke</b>	6 in. (152 mm)
<b>Output per cycle</b>	46 cu. in. (754 cm <sup>3</sup> )
<b>Cycles</b>	5/gallon (1/liter)
<b>Wetted parts</b>	Steel, brass, copper, polyurethane, nitrile
<b>Free flow</b>	14.9 gallon/min. (56,5 liter/min.)
<b>Overall length (stub)</b>	44 1/8 in. (1 121 mm)

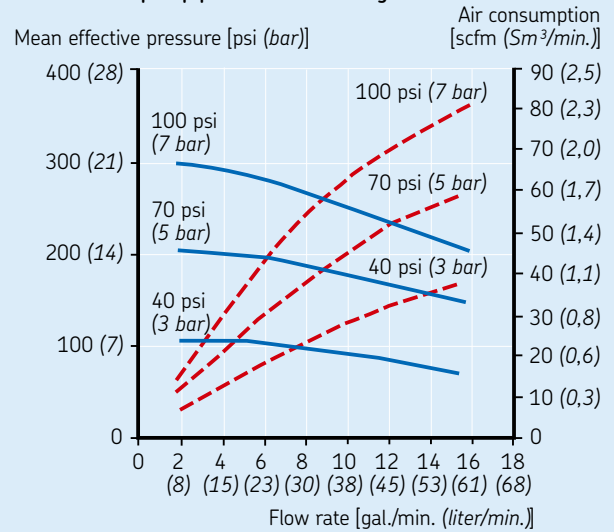
**1.5:1 3 in. oil pump performance testing**



**3:1 4.25 in. oil pump technical data**

<b>Pumping ratio</b>	3:1
<b>Air pressure</b>	30 to 200 psi (2 to 14 bar)
<b>Maximum output pressure</b>	600 psi (41 bar)
<b>Air inlet</b>	1/2 NPTF
<b>Material outlet</b>	1 1/2 NPTF
<b>Material inlet</b>	Stub 2.5 NPTF (f); 3 NPTF (m)
<b>Airmotor bore diameter</b>	4.25 in. (108 mm)
<b>Stroke</b>	6 in. (152 mm)
<b>Output per cycle</b>	46 cu. in. (754 cm <sup>3</sup> )
<b>Cycles</b>	5/gallon (1/liter)
<b>Wetted parts</b>	Steel, brass, copper, polyurethane, nitrile
<b>Free flow</b>	14.9 gallon/min. (56,5 liter/min.)
<b>Overall length (stub)</b>	44 1/8 in. (1 121 mm)

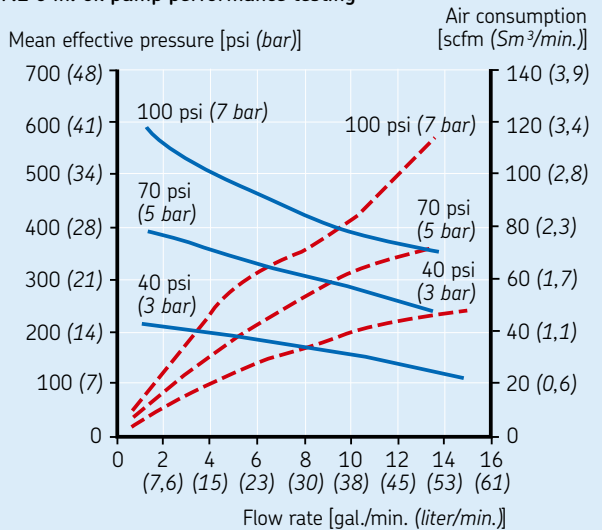
**3:1 4.25 in. oil pump performance testing**



**7:1 6 in. oil pump technical data**

<b>Pumping ratio</b>	7:1
<b>Air pressure</b>	30 to 100 psi (2 to 7 bar)
<b>Maximum output pressure</b>	700 psi (48 bar)
<b>Air inlet</b>	3/4 NPTF
<b>Material outlet</b>	1 1/2 NPTF
<b>Material inlet</b>	Stub 2.5 NPTF (f); 3 NPTF (m)
<b>Airmotor bore diameter</b>	6 in. (152 mm)
<b>Stroke</b>	6 in. (152 mm)
<b>Output per cycle</b>	46 cu. in. (754 cm <sup>3</sup> )
<b>Cycles</b>	5/gallon (1/liter)
<b>Wetted parts</b>	Steel, brass, copper, polyurethane, nitrile
<b>Free flow</b>	14.9 gallon/min. (56,5 liter/min.)
<b>Overall length (stub)</b>	43 1/4 in. (1 099 mm)

**7:1 6 in. oil pump performance testing**



Model 2001



## PowerMaster III air-operated oil pumps

### Model 2001 12:1 55 gallon (208 liter) pump

Package includes:

- Powermaster III 4.25 in. air motor model 84804
- Powermaster III ball type pump tube 55 gallon (208 liter) model 84985
- Air coupler model 655008
- Air nipple model 653112

### Model 2014 12:1 stub pump

Package includes:

- Powermaster III 4.25 in. air motor model 84804
- Powermaster III stub pump tube model 84986
- Air coupler model 655008
- Air nipple model 653112

### Model 2052 6:1 55 gallon (208 liter) pump

Package includes:

- Powermaster III 3 in. air motor model 84803
- Powermaster III ball type pump tube 55 gallon (208 liter) model 84985
- Air coupler model 655008
- Air nipple model 653112

### Model 2051 6:1 stub pump

Package includes:

- Powermaster III 3 in. air motor model 84803
- Powermaster III stub pump tube model 84986
- Air coupler model 655008
- Air nipple model 653112

## PowerMaster III grease pumps

### Model 2004 75:1 400 lb. (181 kg) pump

Package includes:

- PowerMaster III 4.25 in. air motor model 84804
- PowerMaster III shovel type pump tube 400 lb. (181 kg) model 84997
- Air coupler model 655008
- Air nipple model 653112

### Model 2008 75:1 120 lb. (54 kg) pump

Package includes:

- PowerMaster III 4.25 in. air motor model 84804
- PowerMaster III shovel type pump tube 120 lb. (54 kg) model 84998
- Air coupler model 655008
- Air nipple model 653112

### Model 2010 50:1 400 lb. (181 kg) pump

Package includes:

- PowerMaster III 4.25 in. air motor model 84804
- PowerMaster III shovel type pump tube 400 lb. (181 kg) model 84995
- Air coupler model 655008
- Air nipple model 653112

### Model 2011 50:1 120 lb. (54 kg) pump

Package includes:

- PowerMaster III 4.25 in. air motor model 84804
- PowerMaster III shovel type pump tube 120 lb. (54 kg) model 84996
- Air coupler model 655008
- Air nipple model 653112

### Model 2028 12:1 stub pump

Package includes:

- PowerMaster III 4.25 in. air motor model 84804
- PowerMaster III shovel type pump tube stub model 84918
- Air coupler model 655008
- Air nipple model 653112

### Model 2029 12:1 400 lb. (181 kg) pump

Package includes:

- PowerMaster III 4.25 in. air motor model 84804
- PowerMaster III shovel type pump tube 400 lb. (181 kg) model 84919
- Air coupler model 655008
- Air nipple model 653112



**Model 2710 50:1 400 lb. (181 kg) inductor pump [103 in. (2,62 m) raised height]**

Package includes:

- PowerMaster III 4.25 in. air motor model 84804
- PowerMaster III shovel type pump tube 400 lb. (181 kg) model 84995
- Air coupler model 655008
- Air nipple model 653112
- Primer/follower assembly model 274680
  - 7 ft. (2,13 m) air hose model 274730
  - 7 ft. (2,13 m) gease hose model 274727
  - Air regulator for hoist model 602003
  - Air gauge model 274843

**Model 2790 50:1 400 lb. (181 kg) inductor pump with air brake run away control [103 in. (2,62 m) raised height]**

Package includes:

- PowerMaster III 4.25 in. air motor with air brake model 94804
- PowerMaster III shovel type pump tube 400 lb. (181 kg) model 84995
- Air coupler model 655008
- Air nipple model 653112
- Primer/follower assembly model 274680
  - 7 ft. (2,13 m) air hose model 274730
  - 7 ft. (2,13 m) grease hose model 274727
  - Air regulator for hoist model 602003
  - Air gauge model 274843

**PowerMaster III special pump**

Model	Air motor	Pump tube	Tube size		Tube type	Ratio	Size	Maximum air pressure		Maximum pressure		Free delivery	
			lb.	kg				psi	bar.	psi	bar	gal./min.	liter/min.
2002	84804	84991	400	181,4	Shovel	24:1	3/4	200	14	4 800	331	2.0	7.5

# PowerMaster II

## Features

- Gives years of dependable trouble-free operation.
  - Costs much less to operate – costs much less to maintain.
  - High-volume output
    - Air motor has extra-long stroke for powerful, uniform delivery on both up and down strokes.
  - Shovel-type pump tube used to add mechanical priming to normal suction when needed.
  - Sturdy construction
    - Plunger and bushing of hardened steel for longer life, greater wear resistance.
  - Pump outlet body of all-steel construction designed to withstand pulsation and extreme pressure. All wearing parts are tough, heat-treated steel.
  - Plunger, bushing and air valve mating parts are micro-lapped to close tolerances. Prevents by-passing of lubricant and bleeding of air. Eliminates need to replace washers and packings.
- Trouble-free, positive performance
    - Air motor operation has no springs to wear out, rust or lose tension.
    - Air valve is stall-proof, leak-proof and pre-lubricated. Double-acting mechanisms ensure dependable low-surge operation with minimum air consumption.
  - Large air passages allow unrestricted venting.
  - Simplified maintenance
    - Modular design of pump tube allows for easy disassembly.



Model 1904



Model 1901

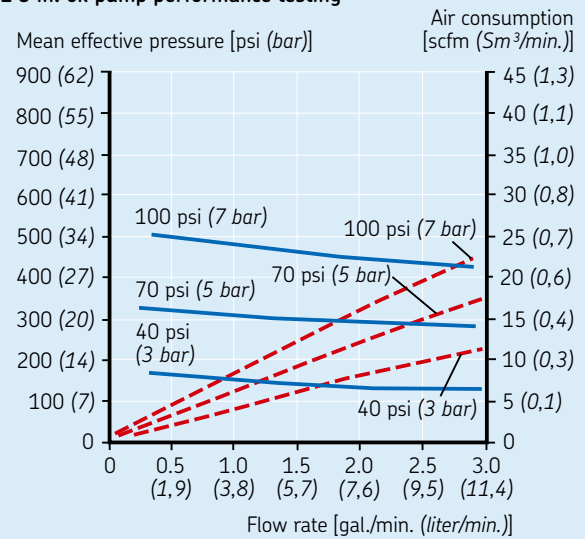


Model 1914

**6:1 3 in. oil pump technical data**

<b>Pumping ratio</b>	6:1
<b>Air pressure</b>	200 psi (14 bar)
<b>Maximum output pressure</b>	1 200 psi (84 bar)
<b>Air inlet</b>	1/2 NPTF
<b>Material outlet</b>	3/4 NPTF
<b>Material inlet</b>	Stub 2 NPTF
<b>Airmotor bore diameter</b>	3 in. (76 mm)
<b>Stroke</b>	4.25 in. (114 mm)
<b>Output per cycle</b>	9 cu. in. (148 cm <sup>3</sup> )
<b>Cycles</b>	26/gallon (7/liter)
<b>Wetted parts</b>	Steel, brass, copper, polyurethane, nitrile
<b>Free flow</b>	12.6 gallon/min. (47,7 liter/min.)

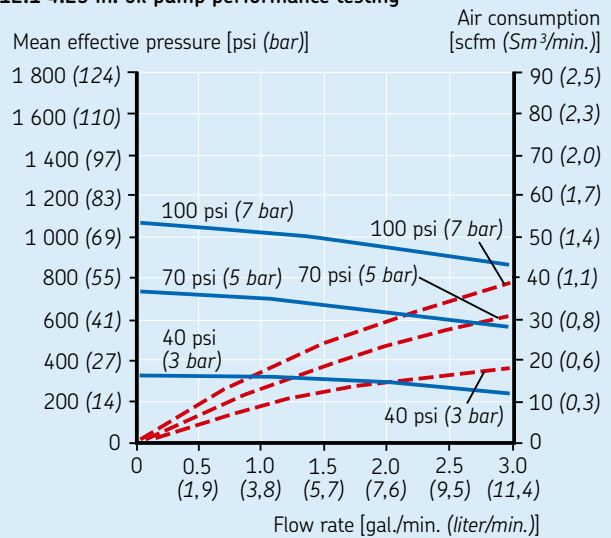
**6:1 3 in. oil pump performance testing**



**12:1 4.25 in. oil pump technical data**

<b>Pumping ratio</b>	12:1
<b>Air pressure</b>	200 psi (14 bar)
<b>Maximum output pressure</b>	2 400 psi (166 bar)
<b>Air inlet</b>	1/2 NPTF
<b>Material outlet</b>	3/4 NPTF
<b>Material inlet</b>	Stub 2 NPTF
<b>Airmotor bore diameter</b>	4.25 in. (108 mm)
<b>Stroke</b>	4.5 in. (114 mm)
<b>Output per cycle</b>	9 cu. in. (148 cm <sup>3</sup> )
<b>Cycles</b>	26/gallon (7/liter)
<b>Wetted parts</b>	Steel, brass, copper, polyurethane, nitrile
<b>Free flow</b>	12.6 gallon/min. (47,7 liter/min.)

**12:1 4.25 in. oil pump performance testing**

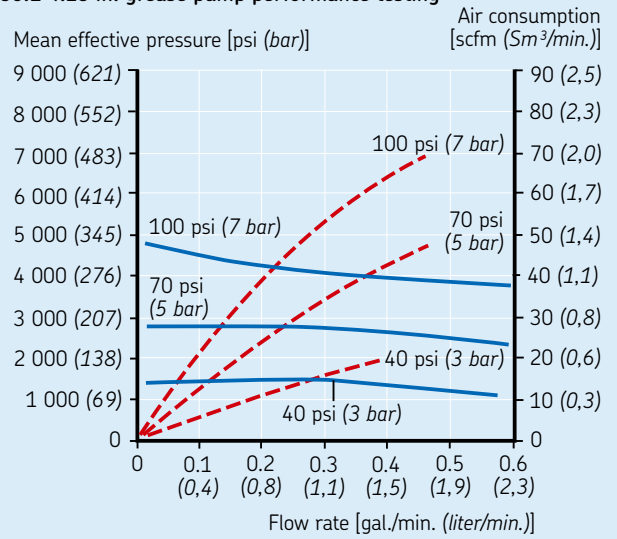


**50:1 4.25 in. grease pump technical data**

<b>Pumping ratio</b>	50:1
<b>Air pressure</b>	150 psi (10 bar)
<b>Maximum output pressure</b>	7 500 psi (517 bar)
<b>Air inlet</b>	1/2 NPTF
<b>Material outlet</b>	3/4 NPTF
<b>Airmotor bore diameter</b>	4.25 in. (108 mm)
<b>Stroke</b>	4.5 in. (114 mm)
<b>Output per cycle</b>	2.3 cu. in. (38 cm <sup>3</sup> )
<b>Cycles</b>	101/gallon (26/liter)
<b>Wetted parts</b>	Steel, brass, copper, polyurethane, nitrile
<b>Free flow (70 cycles/min.)</b>	0.7 gallon/min. (2,6 liter/min.)

PowerMaster II pumps include model 12018 3/4 NPTF (m) x 1/2 NPTF (F) in the outlet

**50:1 4.25 in. grease pump performance testing**

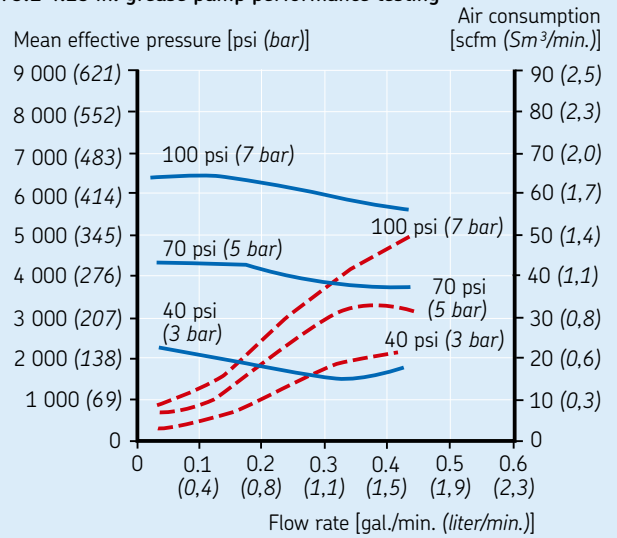


**75:1 4.25 in. grease pump technical data**

<b>Pumping ratio</b>	75:1
<b>Air pressure</b>	100 psi (7 bar)
<b>Maximum output pressure</b>	7 500 psi (517 bar)
<b>Air inlet</b>	1/2 NPTF
<b>Material outlet</b>	3/4 NPTF
<b>Airmotor bore diameter</b>	4.25 in. (108 mm)
<b>Stroke</b>	4.5 in. (114 mm)
<b>Output per cycle</b>	1.6 cu. in. (26 cm <sup>3</sup> )
<b>Cycles</b>	144/gallon (39/liter)
<b>Wetted parts</b>	Steel, brass, copper, polyurethane, nitrile
<b>Free flow</b>	0.5 gallon/min. (1,8 liter/min.)

PowerMaster II pumps include model 12018 3/4 NPTF (m) x 1/2 NPTF (F) in the outlet

**75:1 4.25 in. grease pump performance testing**



## PowerMaster II air-operated oil pumps



**Model 1901**



**Model 1914**

### **Model 1901 12:1 55 gallon (208 liter) pump**

Package includes:

- Powermaster II 4.25 in. air motor model 82730
- Powermaster II ball type pump tube 55 gallon (208 liter) model 82790
- Air coupler model 655008
- Air nipple model 653112

### **Model 1914 12:1 stub pump**

Package includes:

- Powermaster II 4.25 in. air motor model 82730
- Powermaster II stub pump tube model 84335
- Air coupler model 655008
- Air nipple model 653112

### **Model 1952 6:1 55 gallon (208 liter) pump**

Package includes:

- Powermaster II 3 in. air motor model 82895
- Powermaster II ball type pump tube 55 gallon (208 liter) model 82790
- Air coupler model 655008
- Air nipple model 653112

### **Model 1951 6:1 stub pump**

Package includes:

- Powermaster II 3 in. air motor model 82895
- Powermaster II stub pump tube model 84335
- Air coupler model 655008
- Air nipple model 653112



# PowerMaster II grease pumps

### Model 1904 75:1 400 lb. (181 kg) pump

Package includes:

- PowerMaster II 4.25 in. air motor model 82730
- PowerMaster II shovel type pump tube 400 lb. (181 kg) model 82793
- Air coupler model 655008
- Air nipple model 653112

### Model 1910 50:1 400 lb. (181 kg) pump

Package includes:

- PowerMaster II 4.25 in. air motor model 82730
- PowerMaster II shovel type pump tube 400 lb. (181 kg) model 83271
- Air coupler model 655008
- Air nipple model 653112

### Model 1908 75:1 120 lb. (54 kg) pump

Package includes:

- PowerMaster II 4.25 in. air motor model 82730
- PowerMaster II shovel type pump tube 120 lb. (54 kg) model 82883
- Air coupler model 655008
- Air nipple model 653112

### PowerMaster II special pump

Model	Air motor	Pump tube	Tube size		Tube type	Ratio	Size NPT	Maximum air pressure		Maximum pressure		Free delivery	
			gal.	liter				psi	bar.	psi	bar	gal./min.	liter/min.
–	–	–	gal.	liter	–	–	in.	psi	bar.	psi	bar	gal./min.	liter/min.
<b>1931</b>	82737	82790	55	208	Ball	4:1	3/4	200	14	800	56	2.7	10.3
<b>1940</b>	82737	84335	Stub	–	Ball	4:1	3/4	200	14	800	56	2.7	10.3
<b>1932</b>	82737	82791	55	208	Shovel	8:1	3/4	200	14	1 600	112	1.5	5.7
<b>1933</b>	82737	82792	55	208	Shovel	13:1	3/4	200	14	2 600	182	0.8	3.2
<b>1902</b>	82730	82791	55	208	Shovel	24:1	3/4	200	14	4 800	331	1.5	5.7
<b>1935</b>	82737	83665	400 lb.	181 kg	Shovel	50:1	3/4	150	10.34	7 500	517	2.7	10.3
<b>1903</b>	82730	82792	400 lb.	181 kg	Shovel	40:1	3/4	200	14	8 000	560	0.8	3.2
<b>1907</b>	82730	82841	120 lb.	54 kg	Shovel	40:1	3/4	200	14	8 000	560	0.8	3.2

## PowerMaster II and III pump accessories

Model 84826



### Model 84826 wall mounting bracket kit

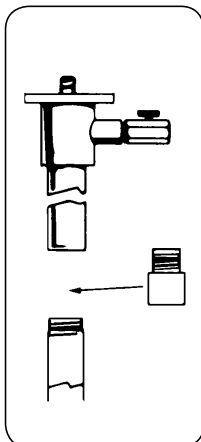
For PowerMaster II or III air motor assemblies.

Model 16177



### Model 16177 foot valve adapter

For extending length of drum pumps with models 82790 and 82773 PowerMaster II pump tubes or models 84984 and 84985 PowerMaster III pump tubes. Install when standard tubes will not reach bottom of tank for addition of 1 1/2 in. NPTF (m) extension pipe (customer furnished).



Model 83132



### Model 83132 bung bushing

Screws in bung opening of 400 lb. (181 kg) drums and custom-built tanks to secure any PowerMaster II and III pumps. Plated to resist rust. Threaded 2 in. NPT (m).

Model 82439



### Model 82979 bung sealing kit

Use with model 81482 drum to keep oil from splashing onto drum cover top.

### Model 1709 single post pump elevator

For description and specifications (→ page 90).

### Model 84945 suction kit

For transfer of product from drums, bulk tanks or reservoirs. Includes bung bushing suction tube, hose and coupling assembly.

**Note:** 2 x 1 in. (50,8 x 25,4 mm) bell reducer required for use with model 1914, not included.

### Model 82439 low-level cutoff

Automatically shuts off flow of oil; keeps supply lines primed. Recommended when dispensing oil through metering devices to conform with standards of the National Conference of Weights and Measures. Assembles to 1 1/2 in. NPT standpipe which assembles to pump.

### Model 84946 low-level cutoff

Same as model 82439, except 1 in. NPT.

### Model 66764 air exhaust muffler

3/4 in. NPT (m) fits PowerMaster II air motor models 82895, 82730 and 82736. Two required for each air motor.

Model 84945



**Thermal pressure protection**

Model	Description	Application	Pre-set relief pressure		Size NPT
			psi	bar	
–	–	–	–	–	–
<b>282876</b>	Valve only	3:1, 5:1, 6:1	1 000	68	1/2
<b>282957</b>	Valve only	3:1, 5:1, 6:1, 10:1, 12:1	1 500	103	1/2
<b>277601-1</b>	Kit with valve, hose, adapters	PMV 5:1 and 6:1*	900	62	Integrated
<b>277601-2</b>	Kit with valve, hose, adapters	PMV 10:1*	1 500	103	Integrated

\* Adapt PMV kits to PowerMaster III stub pump tube (model 84986) with a 300 lb. (136 kg) malleable iron 2 x 1.5 in. (50,8 x 38,1 mm) reducing coupling.



2

**Other accessories**

**Model 83732 standpipe adapter kit**

Necessary to assemble PowerMaster II or III pumps to model 83727 stand pipe assembly for pumping from bulk tanks.

**Model 83727 standpipe assembly**

Mounts PowerMaster II or III pump on floor to accept suction line from bulk tank. Inlet 3 in. NPTF. 7 1/2 in. (190 mm) height; 8 in. (203 mm) diameter.

**Note:** PowerMaster II and III requires model 83732 standpipe assembly adapter kit.

**Model 83131 tie rod kit**


For bung opening 400 lb. (181 kg) drums. Tie rods and eye-bolts 5/8 in. (15,88 mm) diameter steel plated to resist rust.



**Mounting brackets**

**Model 84723 cover panel kit**

Metal cover fits over tie rod ends and encloses moving plunger rod. Prohibits foreign matter from attaching to pump plunger and causing premature wear.





Model 1709

## Pump hoists

### Model 1709 single post elevator

Ideal for contractor use. Can be mounted on truck body or used in maintenance shop for fast power-operated drum changing. Lifts any Lincoln pump from one 400 or 120 lb. (181 or 54 kg) drum and lowers it into another. Can serve one or a cluster of four drum pumps from one location.

### Model 2716 single post primer

For use with PowerMaster III series 2000 pumps. Air-operated single post pump hoist for 55 gallon (208 liter) drums performs several functions in applications of low- to medium-viscosity materials. Facilitates drum changeovers. Includes follower and wiper which uses normal suction to help maintain pump prime. Includes mounting bracket for all PowerMaster III pumps.

### Model 1716 pump hoist

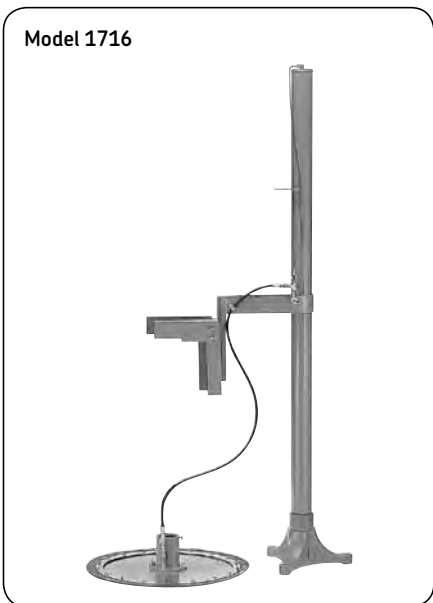
For use with all PowerMaster II series 1900 pumps. Air-operated single post pump hoist for 55 gallon (208 liter) drums performs several functions in applications of low to medium-viscosity materials. Facilitates drum changeovers. Includes follower and wiper which uses normal suction to help maintain pump prime.



Model 2716

#### PowerMaster III pump hoist technical data

Model		1709	2716
Height	Lowered	70.5 in. (1,8 m)	73 in. (1,9 m)
	Raised	108.5 in. (2,8 m)	110.5 in. (2,8 m)
Operating air pressure		50 to 200 psi (3,45 to 13,8 bar)	40 to 200 psi (2,75 to 13,8 bar)
Beam	Length	19 in. (0,5 m)	19 in. (0,5 m)
	Rotation	360°	360°
Lift capacity		400 lb. (181 kg)	400 lb. (181 kg)



Model 1716

#### PowerMaster II pump hoist technical data

Model		1716
Height	Lowered	73 in. (1,9 m)
	Raised	110.5 in. (2,8 m)
Operating air pressure		40 to 200 psi (2,75 to 13,8 bar)
Beam	Length	19 in. (0,5 m)
	Rotation	360°
Lift capacity		400 lb. (181 kg)

## Drum dollies

### Model 84377 400 lb. (55 gal.) [181 kg (208 liter)] drum dolly

Use with any 400 lb. (181 kg) drum. 23 1/4 in. ID, height 5 1/4 in. (133,4 mm), hard rubber wheels: 1 in. (25,4 mm) wide, 2 1/2 in. (63,5 mm) dia. Capacity: 650 lbs. (294 kg)

### Model 84192 120 lb. (16 gal.) [54 kg (60 liter)] band dolly

Band-type dolly for use with 120 lb. (54 kg) refinery containers; caster model 66060.

### Model 66060 caster for roll-a-round base units

Standard equipment on Lincoln drum and band dollies.

### Model 80895 roll-a-round base

Use with 120 lb. (54 kg) refinery containers. Four ball-bearing swivel casters and screw clamps.

### Model 674 hand truck

All steel, rugged construction with 6 in. (152,4 mm) diameter wheels. Finished in Lincoln red. 41 high x 15 in. wide (1 041 high x 381 mm wide). For use with 120 lb. (54 kg) or 16 gallon (60 liter) drum.

## PowerMaster III only

### Model 84963 flange mounting assembly

For rigid mounting of PowerMaster III pumps to the top of fabricated bulk tanks.

### Model 86214 gland protection sleeves

For all ball foot design pump tubes.

### Model 84722 muffler adapter kit

Replaces standard built-in muffler on series III air motors. Pipes exhaust away from pump. Converts exhaust port to 3/4 in. NPT (f) thread.

## Drum covers

### Model 81538

Standard 16 gallon (60 liter) drum cover for mounting PowerMaster II and III drum pumps to full open drums.

### Model 81412

Standard 55 gallon (208 liter) drum cover for mounting PowerMaster II and III series drum pumps on full open drums.

### Model 83166

Same as model 81412 except includes a port for installation of material agitator.

Model 84377



Model 84192



Model 66060



Model 80895



Model 674



Model 84963



Model 86214



Model 84722



Model 81538



Model 81412



Model 84780



## Follower plates

Recommended when pumping lubricants that will not seek their own level.

### Model 84775

Deluxe universal follower for use with 25 to 50 lb. (11 to 22 kg) containers for 1, 1 1/4, and 1 1/2 in. diameter pump tubes. All rubber unit ensures complete grease dispensing to the bottom of dented or plastic lined drums; wipes pail or drum clean. Metal cap holds insert firmly in place, ensuring seal and maintaining vacuum.

### Model 84780

Same as model 84775 except for use with 120 lb. (54 kg) containers for 1, 1 1/4, and 2 1/8 in. diameter pump tubes.

Model 83369



### Model 83369

For 400 lb. (181 kg) drums. Diameter 21 5/8 in.

Model 84273



### Model 81482 400 lb. (181 kg)

Includes mounting flange and tie rods for mounting any PowerMaster II pump. Includes model 84318 drum cover and model 84273 adapter flange.

Model 84975



### Model 84291 120 lb. (54 kg)

Same as model 81482, except for 120 lb. (54 kg) drums. Includes model 84299 drum cover and model 84273 adapter flange.

### Model 84767

Same as 84291 except for PowerMaster III pumps.

### Model 84273 flange mounting assembly

For rigidly mounting any PowerMaster II stub pump or drum pump to top of a fabricated bulk tank.

### Model 84963

Same as 84273 except for PowerMaster III pumps.

### Model 83119 tie rod assembly

Same as model 83131 except for 120 lb. (54 kg) drums.

### Model 84975 secondary support arm

Add to heavy-duty reels models 82206 and 84672 for extra support. Ideal for lubrication trucks, this bolt-on kit has self-aligning bearing and mounting hardware.

### Model 360248 drum locator

Positions and secures 400 lb. (181 kg) drums when truck is in motion. Two identical angles in a circular segment with an 11 1/2 in. radius. Holes provided for fastening angle to platform. Welding optional.

Model 360248




# Hydraulic PowerMaster motor

## Ideal for mining, heavy construction and ink applications


Rugged design with minimum moving parts, maximum reliability and durability in heavy-duty applications

- Two motor sizes available
- Expands pumping capability to higher pressure and higher volume applications
- Internal logic provides smooth changeover for each stroke
- No need for external pressure or limit switches and solenoid valves
- Responds immediately to changes in grease volume and pressure demands
- Versatile – designed to deliver effectively in transfer and automated lubrication
- Use with Lincoln's PowerMaster and PileDriver pump tube

Model 86400



Model 86300



### Hydraulic PowerMaster motor technical data

Model	86400	86300
Cylinder diameter	3 1/2 in. (89 mm)	2 in. (51 mm)
Piston rod diameter	2 1/2 in. (64 mm)	1 7/16 in. (37 mm)
Stroke length	6 in. (152 mm)	6 in. (152 mm)
Operating pressure range*	300 to 1 500 psi (21 to 103 bar)	300 to 1 500 psi (21 to 103 bar)
Operating temperature range	-30 to +200 °F (-34 to +93 °C)	-30 to +200 °F (-34 to +93 °C)
Fluid consumption rate	57.7 cu. in./cycle or 1 gal./4 cycles (945,5 cm <sup>3</sup> /cycle or 3,8 liter/4 cycles)	18.8 cu. in./cycle or 1 gal./12 cycles (308 cm <sup>3</sup> /cycle or 3,8 liter/12 cycles)
Hydraulic fluid inlet	SAE 10 (female)	SAE 8 (female)
Hydraulic fluid outlet	SAE 12 (female)	SAE 10 (female)
Max. recommended speed (continuous)	55 cycles/min.	75 cycles/min.
Wetted part materials	Steel, bronze, polyurethane, nitrile	Steel, bronze, polyurethane, nitrile

\* Refer to tables on pg. 98 for maximum operating pressure with specific pump tubes.

PowerMaster III



PowerMaster III models with model 86400 motor

Pump tube model	Ratio	Drum size		Maximum delivery pressure		Maximum hydraulic inlet pressure	
		gal.	liter	psi	bar	psi	bar
–	–						
<b>84984</b>	4:1	16	60	4 000	276	1 000	69
<b>84985</b>	4:1	55	208	4 000	276	1 000	69
<b>84986</b>	4:1	Stub	Stub	4 000	276	1 000	69

PowerMaster III models with model 86300 motor

Pump tube model	Ratio	Drum size		Maximum delivery pressure		Maximum hydraulic inlet pressure	
		gal.	liter	psi	bar	psi	bar
–	–						
<b>84984</b>	1.5:1	16	60	2 250	155	1 500	103
<b>84985</b>	1.5:1	55	208	2 250	155	1 500	103
<b>84986</b>	1.5:1	Stub	Stub	2 250	155	1 500	103

PileDriver III models with model 86400 motor

Pump tube model	Ratio	Drum size		Maximum delivery pressure		Maximum hydraulic inlet pressure	
		gal.	liter	psi	bar	psi	bar
–	–						
<b>85922</b>	1.2:1	Stub	Stub	1 800	124	1 500	103


PileDriver III models with model 86300 motor

Pump tube model	Ratio	Drum size		Maximum delivery pressure		Maximum hydraulic inlet pressure	
		gal.	liter	psi	bar	psi	bar
–	–						
<b>85922</b>	0.4:1	Stub	Stub	600	41	1 500	103



## Hydraulic motor for PowerMaster III pump tubes

- **Designed for oil, ATF and gear oil**
- Safe to use where electric or pneumatic motors may be hazardous.
- Virtually eliminate concerns about air supply condition and exhaust emissions.
- Efficiently generates high material pressure and flow rate with minimum hydraulic power consumption.
- Few internal moving parts. No mechanical linkages or solenoids to fail or wear out.
- An internal changeover circuit requires no external signal for reciprocating action.
- Balanced cylinder design eliminates need for separate stroke adjustments.
- All key components are machined from steel or aluminum to insure long service life in the toughest applications.
- Hydro-PowerMaster was designed and is manufactured under the strict conditions of an ISO 9001 registered quality system.



2

### Hydro-PowerMaster technical data

<b>Model</b>	<b>85300</b>
<b>Cylinder diameter</b>	2 in. (5 cm)
<b>Piston rod diameter</b>	1 3/8 in. (3,5 cm)
<b>Stroke length</b>	6 in. (15 cm)
<b>Hydraulic fluid inlet (F)</b>	SAE 8
<b>Hydraulic fluid outlet (F)</b>	SAE 10
<b>Operating pressure range</b>	300 to 1 500 psi (20,4 to 103 bar)
<b>Operating temperature range</b>	-30 to +200 °F (-34 to +93 °C)
<b>Fluid flow consumption rate per cycle</b>	18.8 cu. in. (308,1 cm <sup>3</sup> )
<b>Recommended continuous speed</b>	75 cycles/minute
<b>Wetted parts materials</b>	Steel, aluminum, bronze, nitrile, PTFE, polyurethane

### PowerMaster III special pump

Motor	Pump tube	Ratio	Drum size		Size NPT (f)	Maximum hydraulic pressure		Maximum pressure		Free delivery	
			gal.	liter		psi	bar	psi	bar	gal.	liter
85300	84985	1.5:1	55	208	3/4	1 500	103	2 250	155	3.9	14,6
85300	84984	1.5:1	16	60	3/4	1 500	103	2 250	155	3.9	14,6
85300	84986	1.5:1	stub	-	3/4	1 500	103	2 250	155	3.9	14,6

Must order hydraulic motor and pump tube separately.  
CAUTION: Do not exceed maximum hydraulic inlet pressure listed for each motor/pump tube combination.

# Hydraulic PowerMaster motor

Model 86400



**Ideal for mining, heavy construction and portable lubrication trucks**

Rugged design with minimum moving parts, maximum reliability and durability in heavy-duty applications

- Two motor sizes available
- Expands pumping capability to higher pressure and higher volume applications
- Internal logic provides smooth changeover for each stroke
- No need for external pressure or limit switches and solenoid valves
- Responds immediately to changes in grease volume and pressure demands
- Versatile – designed to deliver effectively in transfer and automated lubrication
- Use with Lincoln's PowerMaster and PileDriver pump tube

Model 86300



## Hydraulic PowerMaster motor technical data

Model	86400	86300
Cylinder diameter	3 1/2 in. (89 mm)	2 in. (51 mm)
Piston rod diameter	2 1/2 in. (64 mm)	1 7/16 in. (37 mm)
Stroke length	6 in. (152 mm)	6 in. (152 mm)
Operating pressure range*	300 to 1 500 psi (21 to 103 bar)	300 to 1 500 psi (21 to 103 bar)
Operating temperature range	-30 to +200 °F (-34 to +93 °C)	-30 to +200 °F (-34 to +93 °C)
Fluid consumption rate	57.7 cu. in./cycle or 1 gal./4 cycles (945,5 cm <sup>3</sup> /cycle or 3.8 liter/4 cycles)	18.8 cu. in./cycle or 1 gal./12 cycles (308 cm <sup>3</sup> /cycle or 3.8 liter/12 cycles)
Hydraulic fluid inlet	SAE 10 (female)	SAE 8 (female)
Hydraulic fluid outlet	SAE 12 (female)	SAE 10 (female)
Max. recommended speed (continuous)	75 cycles/min.	75 cycles/min.
Wetted part materials	Steel, bronze, polyurethane, nitrile	Steel, bronze, polyurethane, nitrile


\* Refer to tables on pg. 101 for maximum operating pressure with specific pump tubes.

PowerMaster III models with model 86400 motor

Pump tube model	Ratio	Drum size		Maximum delivery pressure		Maximum hydraulic inlet pressure	
		gal.	liter	psi	bar	psi	bar
–	–						
84991	8:1	55	208	7 200	496	900	62
84992	8:1	16	60	7 200	496	900	62
84993	14:1	55	208	7 000	483	500	35
84994	14:1	16	60	7 000	483	500	35
84995	17:1	55	208	7 650	527	450	31
84996	17:1	16	60	7 650	527	450 </td <td>31</td>	31
84997	23:1	55	208	6 900	476	300	21
84998	23:1	16	60	6 900	476	300	21

PowerMaster III models with model 86300 motor

Pump tube model	Ratio	Drum size		Maximum delivery pressure		Maximum hydraulic inlet pressure	
		gal.	liter	psi	bar	psi	bar
–	–						
84991	2.7:1	55	208	4 000	276	1 500	103
84992	2.7:1	16	60	4 000	276	1 500	103
84993	4.5:1	55	208	6 750	465	1 500	103
84994	4.5:1	16	60	6 750	465	1 500	103
84995	5.5:1	55	208	7 500	517	1 300	90
84996	5.5:1	16	60	7 500	517	1 300	90
84997	8:1	55	208	7 200	496	900	62
84998	8:1	16	60	7 200	496	900	62



Model 85300



## Hydraulic motor for PowerMaster III pump tubes

- **Designed for grease**
- Safe to use where electric or pneumatic motors may be hazardous.
- Virtually eliminate concerns about air supply condition and exhaust emissions.
- Efficiently generates high material pressure and flow rate with minimum hydraulic power consumption.
- Few internal moving parts. No mechanical linkages or solenoids to fail or wear out.
- An internal changeover circuit requires no external signal for reciprocating action.
- Balanced cylinder design eliminates need for separate stroke adjustments.
- All key components are machined from steel or aluminum to insure long service life in the toughest applications.
- Hydro-PowerMaster was designed and is manufactured under the strict conditions of an ISO 9001 registered quality system.

### Hydro-PowerMaster technical data

<b>Model</b>	<b>85300</b>
<b>Cylinder diameter</b>	2 in. (5 cm)
<b>Piston rod diameter</b>	1 3/8 in. (3,5 cm)
<b>Stroke length</b>	6 in. (15 cm)
<b>Hydraulic fluid inlet (F)</b>	SAE 8
<b>Hydraulic fluid outlet (F)</b>	SAE 10
<b>Operating pressure range</b>	300 to 1 500 psi (20,4 to 103 bar)
<b>Operating temperature range</b>	-30 to +200 °F (-34 to +93 °C)
<b>Fluid flow consumption rate per cycle</b>	18.8 cu. in. (308,1 cm <sup>3</sup> )
<b>Recommended continuous speed</b>	75 cycles/minute
<b>Wetted parts materials</b>	Steel, aluminum, bronze, nitrile, PTFE, polyurethane

### PowerMaster III hydraulic-powered pumps

Motor	Pump tube	Ratio	Drum size		Size NPT (f)	Maximum hydraulic pressure		Maximum pressure		Free delivery	
			gal.	liter		psi	bar	psi	bar	gal./min.	liter/min.
<b>85300</b>	84991	3:1	55	208,2	3/4	1 500	103	4 500	310	2.0	7,5
<b>85300</b>	84992	3:1	16	60,57	3/4	1 500	103	4 500	310	2.0	7,5
<b>85300</b>	84993	4.5:1	55	208,2	3/4	1 500	103	6 750	466	1.2	4,5
<b>85300</b>	84994	4.5:1	16	60,57	3/4	1 500	103	6 750	466	1.2	4,5
<b>85300</b>	84995	5:1	55	208,2	3/4	1 500	103	7 500	517	1.0	3,7
<b>85300</b>	84996	5:1	16	60,57	3/4	1 500	103	7 500	517	1.0	3,7
<b>85300</b>	84997	7:1	55	208,2	3/4	1 000	69	7 000	483	0.7	2,6
<b>85300</b>	84998	7:1	16	60,57	3/4	1 000	69	7 000	483	0.7	2,6

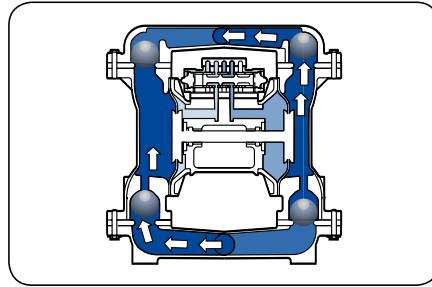
Must order hydraulic motor and pump tube separately.  
CAUTION: Do not exceed maximum hydraulic inlet pressure listed for each motor/pump tube combination.

## 1/4 to 2 in. air-operated diaphragm pumps

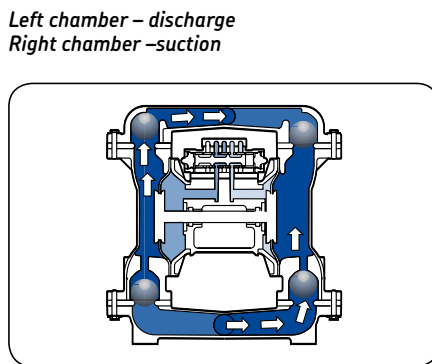
### Basic design features

Diaphragm pumps are driven by compressed air. The directional air distribution valve and pilot valve – the “air end” – are located in the center section of the pump. Liquid moves through two manifolds and outer chambers of the pump, the “wet end”. Generally, check valves are located at the top and bottom of each outer chamber or on a common manifold. The two outer chambers are connected by suction and discharge manifolds. Lincoln’s double diaphragm self-priming design offers many advantages over other pumps.

- Pump abrasive and shear-sensitive materials.
  - Low interval velocities move abrasives easily with no damage. Gentle pumping action does not shear fragile materials.
- Pumps viscous materials.
  - Even heavy or solids-laden materials can be pumped.
- Environmentally friendly.
  - No motors, seals or packing to leak.
- Self-priming.
  - Able to dry prime under most suction lift or flooded suction conditions.
- Variable flow.
  - Regulate the inlet air supply to adjust flow.
- Runs dry without damage.
- Deadheads against closed discharge.
  - Excessive back pressure stops operation without damage until discharge opens. Eliminates bypass systems or relief valves.
- Explosion-proof.
  - Eliminates sparking concerns of other electrical or rotating pumps.



*Right chamber – discharge  
Left chamber – suction*



*Left chamber – discharge  
Right chamber – suction*

Model 85630



Model 85628



Model 85622



Model 85634



#### **WARNING!**

The pump exhaust should be piped to an area for safe disposal of product being pumped in the event of a diaphragm failure.

Pumps and accessories – air-operated diaphragm (AODD) pumps

1:1 air-operated diaphragm pump line

Model	Description	Pump body	Wetted or soft parts	Size		Free delivery		Air inlet NPT (f)	Maximum pressure		Element particle size		Application
				inlet NPT	outlet NPT	gal.	liter		psi	bar	in.	mm	
–	in.	–	–	in.	in.	gal.	liter	in.	psi	bar	in.	mm	–
<b>85630</b>	1/4	Polyprop	PTFE	1/4	1/4	4	15,1	1/4	100	6,89	1/32	0,79	New oil, AF, windshield washer fluid
<b>85631</b>	1/2	Aluminum	Buna-N	1/2	1/2	15	56,8	1/4	100	6,89	1/8	3,17	New/used oil, AF
<b>85632</b>	1/2	Aluminum	PTFE	1/2	1/2	15	56,8	1/4	100	6,89	1/8	3,17	New oil, AF
<b>85633</b>	1/2	Aluminum	Hytrel	1/2	1/2	15	56,8	1/4	100	6,89	1/8	3,17	New oil
<b>85622</b>	1/2	Polyprop	Santoprene	1/2	1/2 <sup>1)</sup>	14	53	1/4	100	6,89	1/8	3,17	High abrasion materials
<b>85623</b>	1/2	Polyprop	PTFE	1/2	1/2 <sup>1)</sup>	14	53	1/4	100	6,89	1/8	3,17	New oil, AF
<b>85626</b>	1/2	Polyprop	Buna-N	1/2	1/2 <sup>1)</sup>	14	53	1/4	100	6,89	1/8	3,17	New oil, AF
<b>85629</b>	1	Aluminum	Hytrel	1	1	45	170,3	1/2	125	8,6	1/4	6,35	New oil
<b>85628</b>	1	Aluminum	PTFE	1	1	45	170,3	1/2	125	8,6	1/4	6,35	New oil, AF
<b>85627</b>	1	Aluminum	Buna-N	1	1	45	170,3	1/2	125	8,6	1/4	6,35	New/used oil, AF
<b>85621</b>	1 1/2	Aluminum	Buna-N	1 1/2	1 1/2	106	401,3	3/4	125	8,6	1/4	6,35	New/used oil, AF
<b>85624</b>	2	Aluminum	Buna-N	2	2	150	567,8	3/4	125	8,6	1/4	6,35	New/used oil, AF

<sup>1)</sup> Can be converted to dual 1/2 in. outlet.

U.L. listed

Model	Description	Pump body	Wetted or soft parts	Size		Free delivery		Air inlet NPT (f)	Maximum pressure		Element particle size		Application
				inlet NPT	outlet NPT	gal.	liter		psi	bar	in.	mm	
–	in.	–	–	in.	in.	gal.	liter	in.	psi	bar	in.	mm	–
<b>85634</b>	1 U.L.	Aluminum	Buna-N	1	1	45	170,3	1/2	50 <sup>2)</sup>	3,45	1/4	6,35	Used oil, diesel, kerosene
<b>85635</b>	1 U.L.	Aluminum	PTFE	1	1	45	170,3	1/2	50 <sup>2)</sup>	3,45	1/4	6,35	Unleaded gas, diesel, kerosene used oil

<sup>2)</sup> 50 psi (3,45 bar) flammable liquids, 125 psi (8,6 bar) others

Dual inlet

Model	Description	Pump body	Wetted or soft parts	Size		Free delivery		Air inlet NPT (f)	Maximum pressure		Element particle size		Application
				inlet NPT	outlet NPT	gal.	liter		psi	bar	in.	mm	
–	in.	–	–	in.	in.	gal.	liter	in.	psi	bar	in.	mm	–
<b>85636</b>	1/2	Aluminum	Buna-N	1/2	1/2	15	56,8	1/4	125	8,6	1/8	3,17	AF/water
<b>85637</b>	1/2	Polyprop	Buna-N	1/2	1/2	14	53	1/4	100	6,89	1/8	3,17	AF/water
<b>85639</b>	1	Polyprop	Buna-N	1 ANSI <sup>3)</sup>	–	45	170,3	1/2	100	6,89	1/4	6,35	AF/water
<b>85638</b>	1	Aluminum	Buna-N	1	1	42	159	1/2	125	8,6	1/4	6,35	AF/water

<sup>3)</sup> Model 85639 requires model 275631 adapter and model 275632 seal kit for pipe thread installations.

## AODD pump accessories

### Wall mount brackets

#### Model 85255 wall mount bracket

Wall mount bracket for 1/4 to 1/2 in. air-operated diaphragm pumps.

#### Model 84817 wall mount bracket

Wall mount bracket for 1/2 to 2 in. air-operated diaphragm pumps.

### Other accessories

#### Model 240994 drum adapter kit

For use with 1/2 in. polypropylene AODD pumps. Includes 2 in. NPT (f) bung bushing, 1 x 36 in. (25,4 x 914,4 mm) suction tube and adapter.

#### Model 275631 1 in. ANSI flange to 1 in. NPT adapter

Adapts 1 in. ANSI flange of model 85639 polypropylene dual inlet pump to 1 in. NPT (f). PVC for low pressure installations. Three required to convert all pump inlets/outlets.


#### Model 275632 ANSI bolt kit with seal

Attaches adapter to model 85639 pump. One bolt kit required for each adapter. Three required to convert all pump inlets/outlets.

#### Thermal pressure protection

Protect lubrication system components from high pressure spikes caused by temperature change in a closed fluid network.

Model 85255



Model 84817



Model 240994



Model 282902



#### Thermal pressure protection

Model	Description	Application	Pre-set relief pressure		Size NPT
			psi	bar	
-	-	-	psi	bar	in.
282902	Valve only	AODD pumps	150	10	1/2
277601-4	Kit with valve, hose, adapters	1/2 in. AODD pumps	150	10	Integrated
277601-5	Kit with valve, hose, adapters	1/2 in. AODD pumps	150	10	Integrated

Model 85922



## High-volume stub-mounted transfer pump

Lincoln raises the bar for stub-mounted transfer pumps with the model 85922 high-volume pump tube. In combination with PowerMaster air motors, this pump tube offers a wide range of options to provide needed volume and pressure for high-output transfer and multi-reel dispense systems.

- Large ports reduce resistance for improved flows in real world applications.
- 6 in. (152 mm) stroke lets the pump work easier to deliver the same or more volume.
- Proven PileDriver III pump tube and PowerMaster III air motor based design is durable, dependable and easy to maintain over the life of the pump.
- 2.5 in. NPTF (f) and 3 in. NPTF (m) inlet offers flexible mounting options.

### Model 2331 1.5:1 stub pump

Package includes:

- Powermaster III 3 in. air motor model 84803
- PileDriver III stub pump tube model 85922
- Air coupler model 655008
- Air nipple model 653112

### Model 2332 3:1 stub pump

Package includes:

- Powermaster III 4.25 in. air motor model 84804
- PileDriver III stub pump tube model 85922
- Air coupler model 655008
- Air nipple model 653112

### Model 2333 7:1 stub pump

Package includes:

- Powermaster III 6 in. air motor model 84806
- PileDriver III stub pump tube model 85922
- Air coupler model 655012
- Air nipple model 653112



# 1:1 air-operated piston transfer pumps

## Model 84829 universal

Stub pump design provides the versatility to transfer and dispense controlled amounts of lubricant using an oil spigot, control valve or meter. Adaptable for 16 or 55 gallon (60 or 208 liter) containers as well as bulk tank or standpipe installations. Delivers 12.5 cu. in. (204,8 cm<sup>3</sup>) per cycle. Includes suction tube, bung bushing, air coupler and air nipple and model 241937 extension tube.

## Model 82230

Transfer pump quickly transfers fluids directly from 55 gallon (208 liter) drums. 2 in. (50,8 mm) bung bushing adjusts to varied drum lengths. Designed to stall against lubricant pressure. Use built in air control valve to adjust fluid output flow. Empties a 55 gallon (208 liter) drum in less than three minutes and has adjustable air flow lever.

## Model 82715 PTFE kit

For use with model 82230, to allow compatibility with additional products.




### 1:1 piston transfer pumps

Model	Description	Pump body	Wetted or soft parts	Size		Free delivery per min.		Air inlet NPT (f)	Maximum pressure		Typical automotive use
				inlet NPT	outlet NPT	gal.	liter		psi	bar	
–	–	–		in.	in.	gal.	liter	in.	psi	bar	–
84829	Stub	Aluminum, steel, plastic	Buna-N	1	3/4	14	53	1/4	150	10,34	Universal/new oil transfer
82230	55 gal. (208 liter) drum	Aluminum, steel	Buna-N	3/4-11	1/2 A.N.	20	75	1/4	150	10,34	55 gal. (208 liter) drum/new oil transfer

Maximum diameter of suspended solids: Not applicable

## Transfer pump accessories

Model 84945



### Suction kits

#### Model 84945 suction kit

For transfer of product from drums, bulk tanks or reservoirs. Includes bung bushing suction tube, hose and coupling assembly.

Model 84815



**Note:** 2 x 1 in. (50,8 x 25,4 mm) bell reducer required for use with model 1914, not included.

#### Model 85256

Same as model 84945 except for use with 1/4 in. AODD pump.

### Used-fluid overflow warning valves

Float rises with used fluid to activate “whistle” warning at prescribed level.

Model 84816



#### Model 84815 single wall

For single wall tanks and drums in used fluid systems and above ground tanks.

#### Model 84824 double wall

Same as model 84815 except for double walled tanks and above ground tanks.

### 4-way valve

#### Model 84816

Four port, two position valve used in waste fluid systems. Enables one pump to pump into and out of drum or tank. 1 in. NTP female threads inlet/outlet.

## Bulk oil systems

### 3:1 and 5:1 ratio pump packages

Lincoln pump 3:1 and 5:1 ratio packages include model 600003 regulator, model 600401 gauge, model 815 coupler and model 11659 nipple. Control valve, inline meter or handheld metering control valve must be ordered separately (except model 4283).

#### Model 4283 5:1 with 50 ft. (15,24 m) reel and meter

Deluxe assembly includes:

- Model 84934 5:1 ratio pump with bung bushing, universal suction tube with foot valve to fit any size container up to 275 gallons (1 041 liter)
- 1/2 in. x 50 ft. (12,7 mm x 15,24 m) oil hose reel model 94354 with 2 ft. (0,6 m) connecting hose
- Model 967 electronic meter totalizes in liters and gallons with quart, gallon or pint readout.

**Note:** Pipe, fittings and hardware for installation of overhead reel assembly supplied by others.

#### Model 4493 value series pump, reel and meter package

- Configured for above-ground tank installations.
- For use with natural and synthetic oils, automatic transmission fluid, gear oil, antifreeze or hydraulic oil throughout the shop.
- Fast, reliable dispensing with model 4491 6 gallon/min. (22 liter/min.) free delivery pump.
- Easy handling, dependable service with the 94000 series hose reel's heavy-gauge steel base, brass bushings and extra-wide hose guide.
- Accurate and easy dispensing with model 980 electronic oval gear meter with flexible extension.
- Package includes:
  - Model 4491 3.5:1 pump
  - Model 94334 reel with 1/2 in. x 30 ft. (12,7 mm x 9,15 m) hose and ball stop
  - Model 980 electronic meter (measures in quarts)
  - Air line regulator and gauge
  - Air coupler and nipple
  - 2 ft. (0,6 m) fluid connecting hose from pump to reel and adapter union

Model 4283



Model 4493



System for mounting pump and reel on tank

## Reel, pump and meter packages

Lincoln puts all the components you specify in one easy-to-order package.

### Reel, pump and meter (RPM) packages

Model	Pump kit	Ratio	Reel 30 ft. (9,15 m)	Electronic meter	Air regulator	Air gauge
RPM7	282398	3:1	94334	980	600003	600401
RPM8	282398	3:1	94334	982	600003	600401
RPM10	84934	5:1	94334	982	600003	600401

Always consult fluid/solution manufacturer specifications and local fire code(s) before installing any pump into service. Most modern automotive fluid/solutions include some type of additive package which may not be compatible with the typical applications listed below. Some fluids or solutions are considered flammable and/or combustible in which case the dispensing pump should be properly grounded. (Order air coupler and model 4283 air nipple separately.)

### Reel, pump and universal suction kit for drums and tanks\*

Model	Pump kit	Ratio	Reel	Suction kit	Air regulator	Air gauge
4262	282396	3:1	94354	85949	600003	600401
4265	282396	3:1	50 ft. (15,24 m) 94334 30 ft. (9,15 m)	85949	600003	600401

\* Order meter or dispense valve separately

## 3:1 Ratio • Corrosive Fluids

### Series 20 pumps 3:1 pressure ratio

#### Model 84145-9 stainless steel

For pumping synthetic hydraulic oil, anti-freeze or corrosive products. Pump may be coupled to stand pipe, mounted with bracket and suction kit or pump tube extension may be added for bung mounting to bulk tank, 2.5 gallon/min. (9 liter/min.) free delivery. Pump tube constructed of 316 stainless steel and features PTFE packings, air inlet 1/4 in. NPT (f), material outlet 1/2 in. NPT (f) comes with air coupler and plug and model 84147-9 product check assembly.

#### Model 84080-9 stainless steel

Recommended for use with antifreeze, solvents and windshield washer solution. 316 series stainless steel construction and PTFE packings assures long life. 3:1 ratio pump for transfer of corrosive or toxic fluids. Mounts on 55-gallon (208 liter) bung opening drums. Delivers 2.5 gallon/min. (9 liter/min.). Lasts longer than carbon steel models in corrosive service. Maximum air pressure 125 psi (8,6 bar).

Model 84145-9



Model 84080-9



#### **WARNING!**

For safe and proper use, always consult instructions accompanying product. See **Safety Warning Information** for appropriate warnings.



## Pumps designed for value

### Features

- **For pumping oil, ATF and gear oil**
- Proven horizontal, valved-piston motor design for simplicity and reliability
- Provides quick dispense, fill or transfer with high-volume output
- Built-in muffler for quiet operation
- Cost-effective solution for oil distributors who need to supply pumps for customers who purchase bulk oil in tanks or drums
- Available as stub pump, 16 or 55 gallon (60 or 208 liter) pump or 50 to 275 gallon (946 to 1 041 liter) tank pump
- Motor's single-stroke action delivers cost effective, high performance and high flow
- Provides quick dispense and fill of ATF, oil, gear lubrication and other fluid lubricants with the speed of many higher-priced pumps
- Ideal for use with one or two overhead reels in applications such as medium-to-light vehicle service facilities, car dealerships, small contractors, farmers and agriculture equipment dealers

#### Value series transfer pumps technical data

<b>Pump ratio</b>		3.5:1
<b>Output per stroke</b>		5.6 in. <sup>3</sup> (91 cm <sup>3</sup> )
<b>Delivery output</b>		6 gallons/min. (22 liter/min.)
<b>Pneumatic inlet pressure</b>	<b>Max.</b>	120 psi (8,3 bar)
	<b>Min.</b>	20 psig (1,4 bar)
<b>Operating temperature range</b>		30 to 120 °F (-1 to +49 °C)
<b>Weight (empty)</b>		14 lbs. (6 kg)
<b>Pneumatic port inlet</b>		1/4 in.-18 NPTF
<b>Material port outlet</b>		1/2 NPTF
<b>Recommended fluids</b>		Motor oils, transmission fluid, petroleum-based fluids


#### Pump models

Model	Application		Mounting	Size	
	gal.	liter		in.	mm
<b>4490</b>	16 to 55	60 to 208	2 NPT male bung adapter	36.5	927,1
<b>4491</b>	250 to 275 oval tank	946 to 1 041 oval tank	2 NPT male bung adapter	47	1 194
<b>4492</b>	stub		1.5 NPT male	–	–

# Low-volume transfer pumps for oil, ATF and gear lubricants

## Model 4475 series 1:1 pump

The model 4475 pump is a reciprocating-piston, low-pressure single-action pump. Air powers the pump's piston on the dispensing, or working, stroke. An internal spring returns the piston and resets it for the working stroke. It pumps continuously when the dispensing (fluid outlet) valve is open and 20 to 120 psi (1,4 to 8,3 bar) air is supplied to the pump.



2

### 1:1 value series pumps

Model	Description	Size	Tube size		Inlet pressure				Output per stroke		Free delivery	
					Max.		Min.					
–	–	in.	in.	cm	psi	bar	psi	bar	in. <sup>3</sup>	cm <sup>3</sup>	gal./min.	liter/min.
4475*	Bare pump	1/2 NPTF	34	86	120	8,3	20	1,4	2.9	48	Up to 4	Up to 15
4480*	Spigot pump	Spigot extension with on/off valve	34	86	120	8,3	20	1,4	2.9	48	Up to 4	Up to 15

\* Bung bushing models 261102, 261103, 261104  
 Ratio is approximately 0.7:1 to 0.8:1 depending on inlet air pressure  
 Operation is pneumatic pressure delivery stroke with spring return stroke. Attachment is 2 in. bung, adjustable for 55 and 16 gal. (208,2 and 60,57 liter) drums, bench and portable tank.

### Recommended accessories

Model	Description
815	1/4 in. NPT (f) air coupler
11659	1/4 in. NPT (m) air nipple
602003	1/4 in. miniature air regulator
247843	Air line pressure gauge
10462	1/4 in. pipe nipple for regulator attachment



Note: Air line controls are a must for safe and effective pump operation

## Heavy-duty, air-operated grease pumps

Model 9989



### Model 9989 50:1 25, 50 lb. (11, 22 kg) portable pump with pail cover

Package includes:

- Bare pump model V350035000
  - Drum cover model 275370
  - Flexible follower model 84775
  - Air coupler/nipple model 5874/5875
  - 7 ft. (2,13 m) grease hose model 75084
  - Straight swivel model 82399
  - Universal swivel model 81387
  - Control valve model 740

### Model 9917 50:1 120 lb. (54 kg) portable with caster base

Package includes:

- Bare pump model V350120000
  - Drum cover model 46007
  - Flexible follower model 84780
  - Air coupler/nipple model 5874/5875
  - 7 ft. (2,13 m) grease hose model 75084
  - Straight swivel model 82399
  - Universal swivel model 81387
  - Control valve model 740
  - Caster base 80895

Model 9917



### Model 9917-57 50:1 120 lb. (54 kg) portable without pail cover model 80895



## Air-operated grease pumps for 120 lb. (54 kg) drums

The following models contain Lincoln's high-pressure series 20 grease pumps.

### Model 917 120 lb. (54 kg) drum

Will dispense 45 oz. (1,3 kg) or 80 cu. in. (1 311 cm<sup>3</sup>) of NLGI 0 – 2 grease per minute at 150 psi (10 bar). Assures positive prime at lowest temperature. Drum cover model 46007 finished in Lincoln red; roll-a-round base model 80895 base in black; air motor cover in white. Height 43 1/8 in. (1 095 mm). Base 17 in. (432 mm) square. Drum not included.

### Model 917-57 120 lb. (54 kg) drum

Same as model 917 without roll-a-round base.

### Model 6917 air-operated portable grease pump package

Lincoln's new heavy-duty portable grease pump delivers the same volume and pressure as the more expensive pumps – but at an affordable price.

- Lincoln's time-tested, 2 1/2 in. (63,5 mm), 50:1, air-operated, double-acting grease pump ensures dependable, high-output grease delivery.
- Lube the hard-to-reach fittings with the heavy-duty control valve and universal swivel.
- Standard follower wipes 120 lb. (54 kg) drum sides clean and keeps the pump primed.
- Four-wheel dolly maneuvers easily around the shop.

### Model 346P 120 lb. (54 kg) drum

Same as model 917 except with model 674 hand truck which provides convenient transportation for unit. Hand truck has two semi-pneumatic disc wheels and screw-type clamp which locks unit to truck. Drum not included.

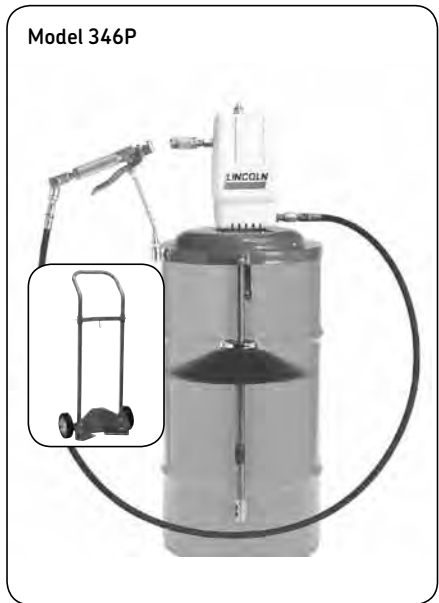
Model 917



Model 6917



Model 346P



### Air-operated grease pumps for 120 lb. (54 kg) drums

Model	Bare pump	Drum cover	Base	Follower	Drum size	
					lb.	kg
917-57	82050	46007	–	84780	120	54

Delivery kit for unit includes: model 75084 high-pressure hose, model 11659 nipple, model 740 control valve, model 815 air coupler, model 82399 straight swivel and model 81387 universal swivel.

**Note:** Free delivery 80 cu. in./min. (1 311 cm<sup>3</sup>/min.)

Model 987



## Air-operated double-acting pumps for 35 lb. (16 kg) pails

### Model 987 25 to 50 lb. (11 to 22 kg) pail/ 60 lb. (27 kg) bulk

For 25 to 30 lb. (11 to 13 kg) refinery containers or 60 lb. (27 kg) bulk. Gasket and air vent in lid assembly makes unit completely dust-proof, leak-proof and spill-proof. Ideal for use in all types of weather; container rust-proofed and finished in Lincoln red. Height 31 3/4 in. (806 mm); inside diameter of container 12 1/2 in. (318 mm).

### Model 989 25 to 50 lb. (11 to 22 kg) drum

Steel cover has three thumb screws to clamp securely to any original 25 to 50 lb. (11 to 22 kg) refinery container. Carrying handle provides easy portability. Follower plate assures positive prime at lowest temperatures. Cover rust-proofed and finished in Lincoln red. Bucket not included.

Model 989



### Air-operated double-acting pumps for 35 lb. (16 kg) drums

Model	Bare pump	Drum cover	Base	Follower	Drum size	
					lb.	kg
–	–	–	–	–		
987	83513	90656	–	Not supplied *	25 to 50	11 to 23
989	82716	91499	–	84775	25 to 50	11 to 23

\* Optional follower plate model 384775 can be used with original 25 to 50 lb. (11 to 23 kg) refinery grease bucket inside model 987 canister.  
 Delivery kits for all units include: model 75084 high-pressure hose, model 11659 nipple, model 740 control valve, model 815 air coupler, model 82399 straight swivel and model 81387 universal swivel.  
**Note:** Free delivery 80 cu. in./min. (1 311 cm<sup>3</sup>/min.)

Model 84775



## Follower plates

### Model 84775

Deluxe universal follower for use with 25 to 50 lb. (11 to 22 kg) containers for 1, 1 1/4, 1 1/2 in. (25, 32, 38 mm) diameter pump tubes. All rubber unit ensures complete grease dispensing to the bottom of dented or plastic lined drums; wipes pail or drum clean. Metal cap holds insert firmly in place, ensuring seal and maintaining vacuum.

### Model 84780

Same as model 84775 except for use with 120 lb. (54 kg) containers for 1, 1 1/4, 2 in. (25, 32, 51 mm) diameter pump tubes. Used with series 20 and 40 air-operated grease pumps.

# Value series 40:1 single-acting, air-operated grease pumps

## Features and benefits

- Professional quality lubrication at an affordable price
- High pressure
- Portable medium- to light-duty chassis lubrication
- Proven valved piston design
- Simple grease plunger/bushing
- Control valve and universal swivel
- Easy, one-hand operation
- Built for durability and reliability
- Maximum output:  
5 cu. in./2.5 oz. per min. (82 cm<sup>3</sup>/71 ml)

### Model 4417 for 120 lb. (54 kg) drums (drum not included)

Includes 40:1 value series pump, drum cover, high-pressure control valve, universal swivel, coupler, 7 ft. (2,1 m) connecting hose, follower plate and band dolly.

### Model 4459 for 25 to 50 lb. (11 to 22 kg) pail (pail not included)

Includes 40:1 value series pump, pail cover, handle, high-pressure control valve, universal swivel, coupler, 7 ft. (2,1 m) connecting hose, follower plate and band dolly.

### Model 4489 for 25 to 50 lb. (11 to 22 kg) pail (pail not included)

Same as model 4459 except without band dolly.

Model 4417



Shown with drum (drum not included)

Model 4459



Shown with pail (pail not included)

## Value series 40:1 single-acting, air-operated grease pumps technical data

Model	4417	4459	4489
Container size	120 lb. (54 kg)	25 to 50 lb. (11 to 22 kg)	25 to 50 lb. (11 to 22 kg)
Four wheel caster dolly	Yes	Yes	No
Ratio	40:1	40:1	40:1
Air motor effective diameter	2 in. (52 mm)	2 in. (52 mm)	2 in. (52 mm)
Air inlet connection	1/4 NPT (f)	1/4 NPT (f)	1/4 NPT (f)
Lube outlet	SAE-6 O-ring port	SAE-6 O-ring port	SAE-6 O-ring port
Volume output/minute	5 in. <sup>3</sup> (82 cm <sup>3</sup> )	5 in. <sup>3</sup> (82 cm <sup>3</sup> )	5 in. <sup>3</sup> (82 cm <sup>3</sup> )
Maximum air pressure	100 psi (7 bar)	100 psi (7 bar)	100 psi (7 bar)
Minimum air pressure	40 psi (3 bar)	40 psi (3 bar)	40 psi (3 bar)
Maximum grease output pressure	4 000 psi (276 bar)	4 000 psi (276 bar)	4 000 psi (276 bar)
Flexible follower	Included with all models	Included with all models	Included with all models

Delivery kit for all models includes high-pressure grease control valve and coupler, universal swivel, 7 ft. (2,1 m) connecting hose.

Model 600003



Model 600401



## Air gauges

### Model 600401 gauge

Registers pressures up to 200 psi (13,79 bar). Dial diameter 2 in. (50,8 mm). 1/4 in. NPT center back connection. Calibrated both in psi and kg/cm<sup>2</sup>.

Model 84191



Model 84377



Model 674



Model 80895



### Model 674 hand truck

All steel, rugged construction with 6 in. (152,4 mm) diameter wheels. Finished in Lincoln red. 41 high x 15 in. wide (1 041 high x 381 mm wide). For use with 120 lb. (54 kg) or 16 gallon (60 liter) drum.

### Model 80895 roll-a-round base

Use with 120 lb. (54 kg) refinery containers. Four ball-bearing swivel casters and screw clamps.

## Miniature units

### Model 600003 miniature regulator

All brass construction with Buna N diaphragm. For 1/4 in. pipe size. Maximum supply pressure: 300 psi (20,68 bar). Reduced pressure range: 0 to 125 psi (0 to 8,62 bar). Operating temperature range: -40 to +180 °F (-40 to +82 °C). Diameter 1 3/8 in. (35 mm), height 2 3/4 in. (70 mm), weight 1/2 lb. (0,23 kg)

## Drum dollies

### Model 84191 25 to 50 lb. (5 gal.) [11 to 22 kg (20 liter)] band dolly

Band-type dolly for any original 25 to 50 lb. (11 to 22 kg) refinery containers; caster model 66060.

### Model 84192 120 lb. (16 gal.) [54 kg (60 liter)] band dolly

Band-type dolly for use with 120 lb. (54 kg) refinery containers; caster model 66060.

### Model 84377 drum dolly

Use with any 400 lb. (55 gal.) [181 kg (208 liter)] drum. ID 23 1/4 in. (591 mm), height 5 1/4 in. (133 mm), hard rubber wheels: 1 in. (25,4 mm) wide, 2 1/2 in. (63,5 mm) diameter.

## Accessories

### Model 66060 2 1/2 in. (63.5 mm) caster for roll-a-round base units

Standard equipment on Lincoln drum and band dollies.

### Model 84941

Eye bolt kit for all series 20, 25 and 40 pumps, makes drum changing easy. Two part model 84941 kit screws directly onto pump for lifting with pump elevator.

## Follower plates

Recommended when pumping lubricants that will not seek their own level.

### Model 84775

Deluxe universal follower for use with 25 to 50 lb. (11 to 22 kg) containers for 1, 1 1/4, and 1 1/2 in. diameter pump tubes. All rubber unit ensures complete grease dispensing to the bottom of dented or plastic lined drums; wipes pail or drum clean. Metal cap holds insert firmly in place, ensuring seal and maintaining vacuum.

### Model 84780

For use with 120 lb. (54 kg) containers for 1, 1 1/4, 1 3/8, 1 1/2 and 2 1/8 in. diameter pump tubes. Used with series 20 and 40 air-operated grease pumps.

### Model 4417 for 120 lb. (54 kg) drums (drum not included)

Includes 40:1 value series pump, drum cover, high-pressure control valve, universal swivel, coupler, 7 ft. (2.1 m) connecting hose, follower plate and band dolly.

### Model 4459 for 25 to 50 lb. (11 to 22 kg) pail (pail not included)

Includes 40:1 value series pump, pail cover, handle, high-pressure control valve, universal swivel, coupler, 7 ft. (2.1 m) connecting hose, follower plate and band dolly.

### Model 4489 for 25 to 50 lb. (11 to 22 kg) pail (pail not included)

Same as model 4459 except without band dolly.

Model 66060



Model 84941



Model 84775



Model 84780



Model 4417



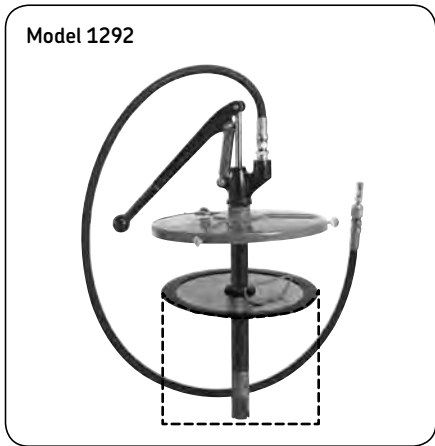
Shown with drum (drum not included)

Model 4459



Shown with pail (pail not included)

# Manually operated high-pressure grease pumps



## Manual bucket pumps

These quality-built Lincoln bucket pumps dispense high-pressure lubrication in any weather – even at 0 °F (-18 °C).

### Model 1292 grease pump

Unit clamps on any 25 to 50 lb. (11 to 22 kg) refinery container in 60 seconds. Includes model 275184 flexible follower. Dimensions (h x w): 21 1/2 x 12 1/4 in. (546 x 311 mm). Tube size 1 1/4 in. (32 mm)

### Model 1275

All purpose pump dispenses both lubricants and greases. Especially useful for lubrication of trac-roller bearings. Handle slot pin switches for high pressure 5 000 psi (345 bar) or high-volume, low pressure 2 000 psi (138 bar) delivery. 40 lb. (18 kg) capacity steel container filled through pivot cover opening in lid. May also be used for fast, clean refilling of transmissions, differentials, gear cases and final drives. Order 5 ft. (1,5 m) hose (model 79060) and button-head grease coupler (model 80933) separately. Dimensions (h x w x l): 23 1/2 x 11 3/8 x 14 5/8 in. (597 x 289 x 372 mm)



### Model 1272

Large 30 lb. (13 kg) lubricant capacity with easy pumping action, develops a 3 500 psi (241 bar) maximum pressure to lubricate the most closely fitted bearings. Automatic pressure release prevents nozzle drippage, waste and mess. Pump and lid assembly easily removed as a single unit for filling. Order 7 ft. (2 m) hose and coupler assembly (model 81768) separately. Dimensions (h x w x diameter): 28 x 14 x 9 in. (711 x 356 x 229 mm).



**WARNING!**  
 For safe and proper use, always consult instructions accompanying product. See **Safety Warning Information** for appropriate warnings.

## Manual grease pumps

Model	Container size		Maximum pressure		Coupler accessories	Hose type		Follower	Output per stroke	
	lb.	kg	psi	bar		ft.	m		oz.	cm <sup>3</sup>

*For use with original refinery containers – supplied with bucket cover assembly*

<b>1292</b>	25 to 50	11 to 23	2 500	172	5852	5 (model 79060)	1,5 (model 79060)	275184	.303 <sup>1)</sup>	8,6
-------------	----------	----------	-------	-----	------	-----------------	-------------------	--------	--------------------	-----

*Self-contained models*

<b>1275</b>	40 bulk	18	5 000	345	None	None	–	Not supplied	.37 (high) <sup>2)</sup>	10
<b>1272</b>	30 bulk	14	3 500	241	None	None	–	Not supplied	.95 (low)	27

<sup>1)</sup>Using no. 1 multi-purpose grease at 80 °F (27 °C)

<sup>2)</sup>Using no. 1 cup grease at 70 °F (21 °C)

**Filler pumps – portable and stationary**

- Fast (less than a minute), positive gun refilling with simple pumping action
- Filler socket assembly eliminates mess, waste and air pockets

**Model 1296 clamp-on carry**

Clamps to any original 25 to 50 lb. (11 to 22 kg) refinery container. Handles medium and light lubricants in any weather. Includes pump, filler socket, model 275183 flexible follower plate and ribbed steel drum cover. Rust resistant. Tube size 1 1/2 in. (38 mm).

**Model 500L stationary 120 lb. (54 kg) drum**

For use with original refinery drums with maximum head diameter of 14 9/16 in. (370 mm) and overall height of 26 5/8 in. (676 mm). Handles all high-pressure lubricants. Includes pump, filler socket and drum cover with one set of adjusting screws to accommodate variations in drum diameter. Red enamel finish; pump head and handle in black. Delivers 1 oz. (28 ml) per stroke.



**Filler pumps**

Model	Container size		Follower	Filler socket <sup>1)</sup>	Dimensions	
	lb.	kg			in.	mm
<b>1296</b>	25 to 50	11 to 23	275183	274712	20 x 12 1/4 (H x W)	508 x 311 (H x W)
<b>500L</b>	120	54	None <sup>2)</sup>	80133	26 5/8 x 14 9/16 (H x diameter)	676 x 370 (H x diameter)

<sup>1)</sup> Requires model 91108 filler nipple

<sup>2)</sup> For pumping extra heavy lubricants, order follower plate model 84780 for model 500L pump

**Model 80133 filler socket assembly**


Accepts model 91108 grease gun filler nipple. Attaches to filler pumps for fast, convenient, economical loading. 3/8 in. NPT (f).

**Model 91108 filler nipple**

Enables hand guns to be loaded using filler pump method. Includes ball check. 1/8 in. NPT (m).



# Manually operated grease pump accessories



## Delivery hose assemblies for bucket pumps



### Delivery hose assemblies for bucket pumps

Model	Size		Swivel	Coupler accessories
	ft.	m		
–			–	–

*For contacting hydraulic fittings*  
**81768**      7      2,13

*For contacting standard button-head fittings*  
**81673**      7      2,13

*For contacting large button-head fittings*  
**81168**      7      2,13

80924      5834

80924      81458

80924      80933

2 250 psi (155 bar) maximum operating pressure



## Drum covers

### Model 46007

Drum cover for 120 lb. (54 kg) or 16 gallon (60 liter) open top refinery containers for all series 20, 25 and 40 pumps.




# Air-operated gear lube and ATF pumps

## Air-operated mobile gear lube dispensers

Fast, clean refilling using efficient Lincoln air-operated pumps.

- 3:1 (model 2435) and 5:1 (model 2535) pump ratios delivers gear oil with minimum consumption.
- Air expeller built into pump tube prevents air from registering through meter.
- Large replaceable swivel casters provide ease of maneuverability (mobile models).
- Baked on enamel finish retards rust and corrosion.
- Includes air coupler model 815 and model 780 shut-off valves. Drum not included.



### Air-operated gear lube and ATF pumps

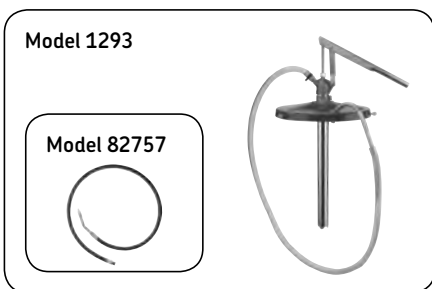
Model	Container		Pump ratio	Meter	Style	Hose size model 73060		Tube size		Nozzle	Output	
	lb.	kg				ft.	m	in.	mm		gal./min.	liter/min.
2435	120	54	3:1	870 (pint)	Drum cover	5	1,5	25 3/4	654	780	6	23
2535	120	54	5:1	870 (pint)	Drum cover	5	1,5	25 3/4	654	780	6	23
2435LN	120	54	3:1	2873 (liter)	Drum cover	5	1,5	25 3/4	654	780	6	23

All models include model 80895 roll-a-round base

## Manual gear lube dispensers

These quality manually operated pumps provide fast, clean refilling of differentials, gear cases and final drives.

- Cast iron pump outlet body and handle (except model 1293) provide durability and longevity.
- Metered models have air expeller built into pump tube (prevents air from registering on meter).
- Large replaceable swivel casters provide ease of maneuverability (mobile models).
- Baked enamel finish. Self-contained units and sealed models prevent contamination or spillage of product being dispensed.
- Smooth, easy pumping action (no crank or gears) dispenses all types of gear lubricants, even in the coldest weather.



### Model G400 lever-action bucket pump

Fits 5 gallon (19 liter) buckets. Includes pump, 18 in. (457 mm) drum cover and 4 ft. (1,2 m) delivery hose. Perfect for transferring petroleum-based fluids. Model 82757 hose and nozzle upgrade kit for model 1293. Includes model 80999 nozzle assembly and 5 ft. (1,5 m) model 74560 hose.

### Manual gear lube dispensers

Model	Container		Meter	Style	Base	Hose size (model 74560)		Nozzle	Output	
	lb.	kg				ft.	m		–	–
<b>535</b>	120	54	(pints)	15 ID drum cover	80895 roll-a-round	5	1,5	80599	2)	2)
<b>535LN</b>	120	54	2873 (liters)	15 ID drum cover	80895 roll-a-round	5	1,5	80599	2)	2)
<b>535-58</b>	120	54	(pints)	15 ID drum cover	–	5	1,5	80599	2)	2)
<b>549</b>	120	54	–	15 ID drum cover	80895 roll-a-round	5	1,5	80599	2)	2)
<b>549-58</b>	120	54	–	15 ID drum cover	–	5	1,5	80599	2)	2)
<b>1253</b>	30 (bulk)	14	(pints)	self contained	1)	5	1,5	80599	2)	2)
<b>1253LN</b>	30 (bulk)	14	2873 (liters)	self contained	1)	5	1,5	80599	2)	2)
<b>1254</b>	30 (bulk)	14	–	self contained	1)	5	1,5	80599	2)	2)
<b>1293</b>	5 gal.	19 liter	–	12 ID clamp-on cover	–	5	1,5	–	3)	3)
<b>G400</b>	5 gal.	19 liter	–	12 ID clamp-on cover	–	5	1,5	–	–	–

<sup>1)</sup> Interior 9 in. (229 mm) diameter, 13 3/4 in. (349 mm) width  
<sup>2)</sup> 1 pint (0,5 liter) per 7 strokes using SAE 90 gear lubricator at 70 °F (21 °C)  
<sup>3)</sup> 1 oz. (28 ml) per stroke using SAE 90 at 70 °F (21 °C)

## ATF dispensers

Provides fast, clean refilling of all types of transmissions. Ideal for passenger vehicles, light trucks and vans.

- Cast iron pump outlet body and handle provide durability and longevity.
- Air expeller built into pump tube prevents air from registering through meter.
- Large replaceable swivel casters provide ease of maneuverability (mobile models).
- Baked-on enamel finish retards rust and corrosion.
- Smooth, easy pumping action for positive fluid dispensing, even in the coldest weather.

### MV6410 1 gal. (3,8 liter) ATF refill system

The MV6410 combines the new fluid dispenser with our popular ATF refill adapter kit to provide a complete system for servicing today's sealed automatic transmissions. The dispenser allows the operator to fill or top-off transmissions with up to 1 gal. (3,8 liter) of fluid between refills, while the pressurized operation frees the operator from continual pumping.



### ATF dispensers

Model	Container		Meter	Style	Base	Hose size model 91265		Tube size <sup>1)</sup>		Nozzle	Output	
	lb.	kg				ft.	m	in.	mm		-	-
527	120	54	-	15 ID drum cover	80895 roll-a-round	7	2,1	25 3/4	654	93547	2)	2)
527A	120	54	(quarts)	15 ID drum cover	80895 roll-a-round	7	2,1	25 3/4	654	93547	2)	2)

<sup>1)</sup> Below rim

<sup>2)</sup> 8 strokes per quart

## Accessories

### Model 82757 hose/nozzle kit

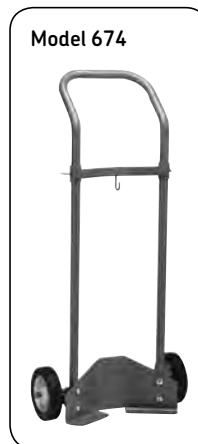
Hose and nozzle upgrade kit for model 1293. Includes model 80999 nozzle assembly and 5 ft. (1,5 m) model 74560 hose.


### Model 674 hand truck

All steel, rugged construction with 6 in. (152 mm) diameter wheels. Finished in Lincoln red. 41 high x 15 in. wide (1 041 high x 381 mm wide). For use with 120 lb. (54 kg) or 16 gallon (60 liter) drum.

### Model 80895 roll-a-round base

Use with 120 lb. (54 kg) refinery containers. Four ball bearing swivel casters and screw clamps. Included with models listed above.





**For use with non-corrosive fluids, automotive, agricultural and industrial fluids such as motor oil, transmission fluid, gear oil, engine coolant, silicone oils, and more (not suitable for gasoline).**



**Model 1326 diaphragm action**  
 Neoprene seals resist wear from abrasive fluids. Double-acting diaphragm delivers 1 gallon/8 strokes (3,8 liter/8 strokes). 8 ft. (2,4 m) hose with discharge nozzle.

**Model 1335**  
 This close tolerance pump utilizes brass rings for extreme durability and expanded fluid compatibility. Telescoping pick-up tube with standard 2 in. bung. Bung opening tool built into pump head to open sealed refinery container. 6 ft. (1,8 m) hose with discharge nozzle forward facing, two position handle.

**Model 1340 lever action barrel pump**  
 Extended pump body improves top-of-barrel clearance while providing excellent flow per stroke [14.0 fl oz. (414 ml) minimum per stroke].

- Removable non-drip spout allows for threaded hose connection
- Telescoping pick-up tube
- Two-tier threaded bung fits standard 2 and 1.5 in. (50,8 and 38,1 mm) drums

**Model G401 lever-action barrel pump**  
 Fits 16 to 55 gallon (60,6 to 208 liter) drums. Delivers 10 oz. (283 ml) per stroke. Includes standard bung bushing. Designed for transfer of petroleum-based, non-corrosive liquids. Curved metal spout features threads to fit all garden hoses.

**Manually operated transfer pumps**

Model	Drum size		Bung bushing NPT (m)	Output per stroke		Fluid compatibility
	gal.	liter		oz.	liter	
1326	16 to 55	60 to 208	2	16	0,47	Motor oil, transmission fluid, fuel oils, engine coolant, diesel, kerosene, hydraulic oil
1335	16 to 55	60 to 208	2	8.5	0,25	Motor oil, transmission fluid, gear oil, fuel oils, engine coolant, diesel, kerosene, hydraulic oil
1340	16 to 55	60 to 208	2 and 1.5	14	0,41	Motor oil, transmission fluid, gear oil, fuel oils, engine coolant, diesel, kerosene, hydraulic oil
G401	16 to 55	60 to 208	2	10	0,28	Motor oil, transmission fluid, gear oil, fuel oils, engine coolant, diesel, kerosene, hydraulic oil

# Rotary drum pumps

### Model 1385

- Fluid types – oils, diesel, kerosene, coolant, non-corrosive materials, petroleum-based fluids, hydraulic oils, ATF
- Internal check prevents drain-back and assures immediate restart
- Seal-tight telescoping pick-up tube with strainer

### Model 1385-H (with hose)

Same as model 1385 except includes heavy-duty 3/4 in. x 8 ft. (2,44 m) anti-static hose with non-sparking aluminum nozzle.

### Model 1387 (fuel)

- Fluid types – gasoline, diesel, kerosene, coolant, non-corrosive materials, medium-viscosity petroleum-based fluids, hydraulic oils, ATF
- Heavy-duty 3/4 in. x 8 ft. (2,44 m) anti-static hose with non-sparking aluminum nozzle
- Flame arrestor and anti-siphoning vacuum break
- Seal-tight telescoping pick-up tube with strainer
- FM approved

### Model G402 rotary barrel pump

Cast iron pump head for transferring petroleum-based, non-corrosive fluids. Comes with standard bung bushing. Delivers approximately one gallon (3,8 liter) per 18 revolutions of handle.

Model 1385



Model 1385-H



Model 1387



Model G402



### Rotary drum pumps

Model	Output revolutions/gal	Fluid compatibility
1385	11	Motor oil, transmission fluid, fuel oils, engine coolant, diesel, kerosene, hydraulic oil
1385-H	11	Motor oil, transmission fluid, fuel oils, engine coolant, diesel, kerosene, hydraulic oil
1387	11	Motor oil, transmission fluid, fuel oils, engine coolant, diesel, kerosene, gasoline, hydraulic oil, ethanol
G402	18	Motor oil, transmission fluid, fuel oils, engine coolant, diesel, kerosene, hydraulic oil



## Lube dispensing stations

### Model 84951 oil bar

Modular three spigot capable red steel oil bar for use with dispensing motor oil, ATD and other fluids. Unit includes a removable tray for disposal of spillage and knock-outs for mounting inline digital meters.

### Model 84951-BK oil bar

Same unit as model 84951 but black.

### Model 277564 locking spigot

Spring-loaded oil spigot for use with oil pumps to dispense fluids into fill cans. The unit has a latching-style lever to lock the spigot open while dispensing. Recommended when used in conjunction with a Lincoln fluid inventory management system. 3/4 in. NPT (m) and 1/2 in. NPT (f).

### Model 277565 non-locking spigot

Spring-loaded oil spigot for use with oil pumps to dispense fluids into fill cans. 3/4 in. NPT (m) and 1/2 in. NPT (f).

### Model 277566 15 gallon/minute (56 liter/minute) flow control valve

Flow control valve that provides precision flow control in one direction and automatically allows unrestricted free flow in opposite direction. Two-step needle allows fine adjustment at low flow with first three turns of adjusting knob. Next three turns give full-open needle position and conventional throttling control. 1/2 in.-14 NPT (f); flow range: 15 gal./min. (56 liter/min.); maximum pressure: 2 000 psi (138 bar).

### Model 814 universal digital inline meter

Measures in quarts, gallons or liters. Resettable and non-resettable accumulative totals. 1 000 psi (69 bar) maximum, 1/2 in. inlet/outlet, 8 gal./min. (30 liter/min.) maximum.

### Model 278449 special fluid non-locking spigot

Non-locking spigot for use with water-based fluid such as washer fluid and coolant.

### Model 278629 meter installation kit

Kit includes one 1/2 in. NPT street elbow, one 1/2 in. NPT adapter union, and one 1/2 x 1 in. NPT pipe to connect a meter into the spigot above the oil bar.

Model 84951



Shown with two model 277564 spigots

Model 277564



Model 277566



Model 814





*Model 91031*



*Model 83753*



*Model 94154*



*Model 82206*



*Model 84433*



# Hose reels and accessories

Power cord and light hose reels . . . . .	132
Value series air hose reels . . . . .	134
Mini workbench hose reels . . . . .	135
Lincoln heavy-duty fluid reel (LFR) series . . . . .	136
Dual support heavy-duty fluid reel (LFR) series . . . . .	139
Heavy-duty series hose reels . . . . .	140
High-flow series reels . . . . .	144
Hose and hose reel accessories . . . . .	146
Decorative hose reels . . . . .	148

















## Dual support heavy-duty LFR hose reels

The 50 and 75 ft. (15 and 23 m) dual support hose reel - exceptional stability for rugged, demanding applications

### Features and benefits

- The 50 and 75 ft. (15 and 23 m) dual support hose reel is designed based on the proven 94000 series reels with the added feature of greater hose length and more support
- The heavy-duty reel includes a dual arm and dual pedestal that gives the needed foundation for demanding environments
- Dual support from base to axle to roller outlet provides stability for applications with heavy vibration and impact
- Easy to install
- Assembled reels come with 50 and 75 ft. (15 and 23 m) delivery hose, ball stop and 2 ft. (0.6 m) inlet hose
- 75 ft. (23 m) hose for use in high ceiling, fleet and municipalities, mining workshops and applications requiring shared reel banks
- Special 5-year warranty

Models 94300 and 94400



### Dual support hose reels models

Model	Description	Hose		Application	Maximum pressure		Inlet size NPT (f)	
		Diameter	Length		psi	bar		
–	–	in.	ft.	m			in.	
94100DS	Bare reel	–	60	18	Air and water	1 000	69	1/2
94200DS	Bare reel	–	75	23	Air and water	1 000	69	1/2
94300DS	Bare reel	–	50	15	Oil	4 000	276	1/2
94400DS	Bare reel	–	75	23	Oil	4 000	276	1/2
94500DS	Bare reel	–	50	15	Grease	8 000	552	3/8
94600DS	Bare reel	–	75	23	Grease	8 000	552	3/8
94163DS	Assembled	3/8	60	18	Air and water	300	21	1/2
94154DS	Assembled	1/2	50	15	Air and water	300	21	1/2
94273DS	Assembled	3/8	75	23	Air and water	300	21	1/2
94274DS	Assembled	1/2	75	23	Air and water	300	21	1/2
94354DS	Assembled	1/2	50	15	Oil	2 000	138	1/2
94474DS	Assembled	1/2	75	23	Oil	2 000	138	1/2
94553DS	Assembled	3/8	50	15	Grease	4 000	276	3/8
94673DS	Assembled	3/8	75	23	Grease	4 000	276	3/8

# Heavy-duty series hose reels

Model 82206



The heavy-duty series reels are the finest Lincoln lube reels ever designed. Years of engineering, testing and experience preceded their introduction. The quality and reliability the professional expects from Lincoln is not only met but exceeded in form and function by the heavy-duty series. Value, long-life and top performance were the criteria demanded before these incredible reels were released.

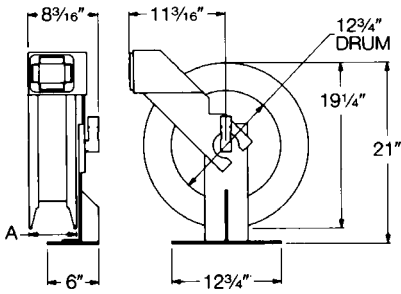
You should expect the best from Lincoln and the heavy-duty series reel delivers it.

- Spring canister with seals
- Thirteen position roller outlet arm
- Delrin rollers
- Quarter-inch thick steel welded base and roller outlet arm
- Reel sheaves are rolled
- Components individually powder painted for long life and scratch resistance
- All reel assemblies factory assembled and pressure tested to insure a quality leak-free installation every time
- Basic reel assemblies can be ordered with one model number; include delivery hose, ball stop and connecting hose
- Complete reel assemblies with meter, control valve or air coupler are also available as one model number
- Backed by a five-year limited warranty. See your Lincoln representative for details

## Features

- All bare reels rated for high, medium and low pressure
- Reel assemblies available in standard 30, 40 and 50 ft. (9, 12 and 15 m) hose lengths
- Dual needle roller bearings
- Ball bearing inlet swivel design
- Quick disconnects on delivery and connecting hose

Model 82206



### Bare reels for grease, oils, air and water

Model	Reel application	Hose capacity			Inlet size	Pressure Working		Sheave Width	
		Type	ft.	m		psi	bar	in.	mm
82206	Heavy-duty long length	75	50	15	1/2 NPT (f)	8 000*	552	5 1/2	140
		76A	50	15	1/2 NPT (f)	8 000*	552	5 1/2	140
		76B	50	15	1/2 NPT (f)	8 000*	552	5 1/2	140
		73	50	15	1/2 NPT (f)	8 000*	552	5 1/2	140
		78	50	15	1/2 NPT (f)	8 000*	552	5 1/2	140
		Class A	50	15	1/2 NPT (f)	8 000*	552	5 1/2	140

\* Actual working pressure of the reel should not exceed pressure rating of the installed hose.



Model 85050



Model 83464-50

**High-pressure reels and assemblies – basic grease assemblies\* less hose end control**

Basic reel	Bare reel	Delivery hose	Hose size			Connecting hose	Ball stop	Control valve
			Diameter	Length				
–	–	–	in.	ft.	m	–	–	–
<b>85003-30</b>	82206	75360	1/4	30	9	75024	85516	–
<b>85004</b>	82206	75480	1/4	40	12	75024	85516	–
<b>85004-50</b>	82206	75600	1/4	50	15	75024	85516	–
<b>85006-30B</b>	82206	76360B	3/8	30	9	76024B	85517	–
<b>85004-50B</b>	82206	76600B	3/8	50	15	76024B	85517	–
<b>85008-50A</b>	82206	76600A	1/2	50	15	76024A	85517	–

**Medium pressure reels and assemblies – basic fluid lubricant, antifreeze and windshield washer fluid assemblies\* less hose end control**

Basic reel	Bare reel	Delivery hose	Hose size			Connecting hose	Ball stop	Control valve
			Diameter	Length				
–	–	–	in.	ft.	m	–	–	–
<b>83463</b>	82206	73240	1/2	20	6	73024	85517	–
<b>83463-30</b>	82206	73360	1/2	30	9	73024	85517	–
<b>83464</b>	82206	73480	1/2	40	12	73024	85517	–
<b>83464-50</b>	82206	73600	1/2	50	15	73024	85517	–
<b>85009-50</b>	82206	78600	5/8	50	15	78024	84347	–

\* See pages 144-155 for meter, valve, or air coupler options for end of delivery hose.

**Complete grease assemblies with universal swivel and control valve**

Assembly	Bare reel	Delivery hose	Included with reel assemblies (quantity)			Ball stop	Control valve or meter	Swivel	Nipple	
			Hose size	Length						Connecting hose
–	–	–	Diameter	ft.	m	–	–	–	–	
<b>85050</b>	82206	75360	1/4	30	9	75024	85516	740	81387	12957(2)
<b>85051</b>	82206	75600	1/4	50	15	75024	85516	740	81387	12957(2)

Hose reels and accessories – heavy-duty series



Model 82206

Low pressure reels and assemblies – basic air, water\* less hose end control

Basic reel	Bare reel	Delivery hose	Hose size		Connecting hose	Ball stop	Control valve or meter	
			Diameter	Length				
–	–	–	in.	ft.	m	–	–	
85232	82206	72360	1/4	30	9	72024	85515	–
85011	82206	72600	1/4	50	15	72024	85515	–
85002A	82206	72480A	3/8	40	12	72024A	85516	–
85001	82206	72600A	3/8	50	15	72024A	85516	–
85012	82206	72720A	3/8	60	18	72024A	85516	–
85005	82206	74480	1/2	40	12	74024	85517	–
85010-50	82206	74600	1/2	50	15	74024	85517	–

\* See pages 57-65 for meter, valve, or air coupler options for end of delivery hose.

Complete medium pressure assemblies – gear lube

Basic reel	Bare reel	Delivery hose	Hose size		Connecting hose	Ball stop	Control valve or meter	
			Diameter	Length				
–	–	–	in.	ft.	m	–	–	
85053	82206	73600	1/2	50	15	73024	85517	780
85055	82206	73600	1/2	50	15	73024	85517	878 (meter)

Complete medium pressure assemblies – oils

Basic reel	Bare reel	Delivery hose	Hose size		Connecting hose	Ball stop	Control valve or meter	
			Diameter	Length				
–	–	–	in.	ft.	m	–	–	
85056	82206	73360	1/2	30	9	73024	85517	877 (meter)
85057	82206	73600	1/2	50	15	73024	85517	877 (meter)
85058	82206	73360	1/2	30	9	73024	85517	3866 (meter)
85059	82206	73600	1/2	50	15	73024	85517	3866 (meter)



Model 85065

**Complete medium pressure assemblies – oils (electrical/digital)**

Basic reel	Bare reel	Delivery hose	Hose size		Length		Connecting hose	Ball stop	Control valve or meter
			Diameter		ft.	m			
–	–	–	in.		ft.	m	–	–	–
<b>85060</b>	82206	73360	1/2		30	9	73024	85517	967 (meter)
<b>85061</b>	82206	73600	1/2		50	15	73024	85517	967 (meter)

**Complete low pressure assemblies – air service**

Assembly	Bare reel	Delivery hose	Hose size		Included with reel assemblies			Nipple	Air chuck	Bushing
			Diameter	Length	Connecting hose	Ball stop	Air coupler			
–	–	–	in.	ft.	m	–	–	–	–	–
<b>85062</b>	82206	72600	1/4	50	15	74024	85515	815	11659	66951 12080
<b>85063</b>	82206	72600A	3/8	50	15	74024	85516	815	11659	66951 67069/10049

**Complete low pressure assemblies – water service**

Assembly	Bare reel	Delivery hose	Included with reel assemblies		Connecting hose	Ball stop	Bushing	Bibbcock	
			Hose size	Length					
–	–	–	Diameter		ft.	m	–	–	
<b>85064</b>	82206	72600	1/4	50	15	74024	85515	12080	846
<b>85065</b>	82206	72600A	3/8	50	15	74024	85516	67069/10049	846

## High-flow reels and ball stops

Model 84275



**Extra-heavy-duty reels for applications that require high product flow and/or longer hose such as service trucks, lube trucks, transit facilities and large fleet shops.**

Model 84672



**Model 84275**

Extra-heavy-duty dual reel sheave support base design and large hose capacity make this 1/2 in. inlet/outlet reel the ideal high-pressure reel for grease, petroleum oils, air and water.

**Model 84672**

Extra-heavy-duty high flow design makes this 3/4 in. inlet/outlet reel the perfect medium-pressure reel for petroleum oils, used fluid evacuation, air and water service.

Model 84673



**Model 84673**

Extra-heavy-duty dual reel sheave support base, high flow design and large hose capacity make this 3/4 in. inlet/outlet reel the ideal medium-pressure reel for petroleum oils, used fluid evacuation, air and water service.

**High-flow series reels**

Model	Designation	Hose capacity Type	Size		Inlet size NPT (f)	Pressure Working		Sheave Width		Installation size			
			ft.	m		psi	bar	in.	mm	Width	Depth	in.	mm
–	–	in.	ft.	m	in.	psi	bar	in.	mm	in.	mm	in.	mm
84275	Extra-heavy-duty large capacity	78	75	22,9	1/2	5 000	340	10	254	13 1/8	333	12 3/4	324
		75/76A/76B	75	22,9	1/2	5 000	340	10	254	13 1/8	333	12 3/4	324
		73	75	22,9	1/2	5 000	340	10	254	13 1/8	333	12 3/4	324
84672	Extra-heavy-duty high-flow	3/4 ID x 1 1/4 OD	30	9,1	3/4	2 000	138	5 1/2	140	9 15/16	252	12 3/4	324
		73	50	15,2	3/4	2 000	138	5 1/2	140	9 15/16	252	12 3/4	324
		74	50	15,2	3/4	2 000	138	5 1/2	140	9 15/16	252	12 3/4	324
84673	Large capacity	3/4 ID x 1 1/4 OD	75	22,9	3/4	2 000	138	10	254	14 1/2	368	12 3/4	324
		78	75	22,9	3/4	2 000	138	10	254	14 1/2	368	12 3/4	324
84432	Heavy-duty volume	1 OD low pressure	50	15,2	1	300	21	8	203	15 3/4	400	24 1/4	616
89010	Super-duty high-flow	1 1/4 ID x 1 3/4 OD low pressure	50	15,2	1 1/4	500	35	–	–	22 1/8	562	26 1/4	667

Hose reels and accessories – high-flow series

**Model 84432**

Dual reel sheave support base design and high-flow swivel make this 1 in. inlet/outlet reel the ideal low-pressure/volume reel.

This reel is suitable for gasoline, diesel fuel, fuel oil, air and water. Not suitable for ceiling or wall mounted applications.

**Model 84433**

1 in. x 50 ft. (15,24 m) volume fuel reel assembly comes complete with spring-powered reel model 84432, 1 in. x 50 ft. (15,24 m) delivery hose model 247926 (1 in. NPT thread), ball stop model 84257 and 1 in. x 2 ft. (0,6 m) connecting hose model 247925. Order control valve/nozzle separately.



4

**High-flow reel assemblies**

Basic reel	Bare reel	Delivery hose	Hose size	Ball stop	Control valve or meter
84433	84432	247926	1 in. x 50 ft. (15,2 m)	84257	Order separately

**Recommended mounting and application**

Bare reel	Mounting	Application
84275	Floor, wall, ceiling, lube truck	Grease, oils, air
84672	Floor, wall, ceiling, lube truck	Oils, used fluid evacuation, air, water
84673	Floor, wall, ceiling, lube truck	Oils, used fluid evacuation, air, water
84432	Floor, platform, lube truck	Fuel, volume oils, used fluid evac., air, water

## Lincoln high-, medium- and low-pressure hoses – every size for every application

### High-pressure hose – grease

Model	Size		Hose type	ID	OD	Thread size	Maximum pressure Working	
	ft.	m					psi	bar
–			–	in.	in.	in.		
75024	2	0,6	75/100R2A	1/4	11/16	1/2– 27 (f)	5 000	345
75060	5	1,5	75/100R2A	1/4	11/16	1/2– 27 (f)	5 000	345
75084	7	2,1	75/100R2A	1/4	11/16	1/2– 27 (f)	5 000	345
75120	10	3,0	75/100R2A	1/4	11/16	1/2– 27 (f)	5 000	345
75168	14	4,3	75/100R2A	1/4	11/16	1/2– 27 (f)	5 000	345
75240	20	6,1	75/100R2A	1/4	11/16	1/2– 27 (f)	5 000	345
75360	30	9,1	75/100R2A	1/4	11/16	1/2– 27 (f)	5 000	345
75480	40	12,2	75/100R2A	1/4	11/16	1/2– 27 (f)	5 000	345
75600	50	15,2	75/100R2A	1/4	11/16	1/2– 27 (f)	5 000	345
76024B	2	0,6	76B/100R2	3/8	27/32	1/2 NPT (f)	4 000	276
76120B	10	3,0	76B/100R2	3/8	27/32	1/2 NPT (f)	4 000	276
76360B	30	9,1	76B/100R2	3/8	27/32	1/2 NPT (f)	4 000	276
76600B	50	15,2	76B/100R2	3/8	27/32	1/2 NPT (f)	4 000	276
76900B	75	22,9	76B/100R2	3/8	27/32	1/2 NPT (f)	4 000	276
76024A	2	0,6	76B/100R2	1/2	27/32	1/2 NPT (f)	4 000	276
76600A	50	15,2	76B/100R2	1/2	27/32	1/2 NPT (f)	4 000	276

### Medium-pressure hose – oil, gear lube and antifreeze

Model	Size		Hose type	ID	OD	Thread size	Maximum pressure Working	
	ft.	m					psi	bar
–			–	in.	in.	in.		
73024	2	0,6	73/100R3	1/2	13/16	1/2 NPT (m)	1 500	103
73036	3	0,9	73/100R3	1/2	13/16	1/2 NPT (m)	1 500	103
73060	5	1,5	73/100R3	1/2	13/16	1/2 NPT (m)	1 500	103
73120	10	3,0	73/100R3	1/2	13/16	1/2 NPT (m)	1 500	103
73240	20	6,1	73/100R3	1/2	13/16	1/2 NPT (m)	1 500	103
73360	30	9,1	73/100R3	1/2	13/16	1/2 NPT (m)	1 500	103
73480	40	12,2	73/100R3	1/2	13/16	1/2 NPT (m)	1 500	103
73600	50	15,2	73/100R3	1/2	13/16	1/2 NPT (m)	1 500	103
73720	60	18,3	73/100R3	1/2	13/16	1/2 NPT (m)	1 500	103
73900	75	22,9	73/100R3	1/2	13/16	1/2 NPT (m)	1 500	103
1230120	10	3,0	1230/100R2	3/4	1 1/4	3/4 NPT (m)	2 250	155

## Hose accessories – ball stops

Lincoln ball stops are used to cushion and stop hose retraction.

### Ball stops

Model	Description	Hose type	OD
–	–	–	in.
85515	Adjustable	RMA Class A	5/8
85516	Adjustable ball stop	RMA Class A and 74	11/16 to 23/32
85517	Adjustable	73, 74, 76A and 76B	27/32 to 31/32
84347	Adjustable	78 and 78B	11/32
84122	Adjustable	–	1 3/4 to 1 7/8
84257	Adjustable	–	1 1/2 to 1 5/8

Model 85515





Low-pressure hose – air and water

Model	Size		ID		Thread size	Maximum pressure Working	
	ft.	m	in.	in.		psi	bar
72024	2	0,6	1/4	5/8	1/4 NPT (m)	300	20,68
72036	3	0,9	1/4	5/8	1/4 NPT (m)	300	20,68
72060	5	1,5	1/4	5/8	1/4 NPT (m)	300	20,68
72120	10	3,0	1/4	5/8	1/4 NPT (m)	300	20,68
72240	20	6,1	1/4	5/8	1/4 NPT (m)	300	20,68
72360	30	9,1	1/4	5/8	1/4 NPT (m)	300	20,68
72600	50	15,2	1/4	5/8	1/4 NPT (m)	300	20,68
72024A	2	0,6	3/8	23/32	3/8 NPT (m)	300	20,68
72360A	30	9,1	3/8	23/32	3/8 NPT (m)	300	20,68
72480A	40	12,2	3/8	23/32	3/8 NPT (m)	300	20,68
72600A	50	15,2	3/8	23/32	3/8 NPT (m)	300	20,68
72720A	75	22,9	3/8	23/32	3/8 NPT (m)	300	20,68
72900A	75	22,9	3/8	23/32	3/8 NPT (m)	300	20,68
74024	2	0,6	1/2	27/32	1/2 NPT (m)	300	20,68
74060	5	1,5	1/2	27/32	1/2 NPT (m)	300	20,68
74480	40	12,2	1/2	27/32	1/2 NPT (m)	300	20,68
74600	50	15,2	1/2	27/32	1/2 NPT (m)	300	20,68
74900	75	22,9	1/2	7/8	1/2 NPT (m)	300	20,68
278749	50	15,2	3/8	23/32	1/4 NPT (m)	300	20,68
278752	50	15,2	1/2	27/32	1/2 NPT (m)	300	20,68

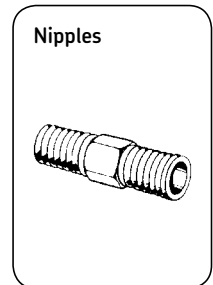
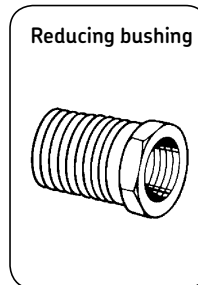
Nipples, couplers and bushings for Lincoln 75 grease hose

Bushings

Model	Thread size
–	in.
10200	1/8 NPT (f) x 1/2 – 27 (m)
10204	1/4 NPT (f) x 1/2 – 27 (m)
12287	1/2 – 27 (f) x 1/2 NPT (m)

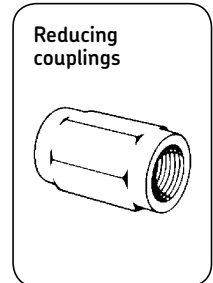
Nipples

Model	Thread size
–	in.
10198	1/4 NPT (m) x 1/2 – 27 (m)
10199	1/8 NPT (m) x 1/2 – 27 (m)
10202	1/2 – 27 (m) x 1/2 – 27 (m)
12957	1/2 NPT (m) x 1/2 – 27 (m)
11197	1/2 NPT (m) x 1/2 NPT (m)



Reducing couplings

Model	Thread size
–	in.
11852	1/8 NPT (f) x 1/2 – 27 (f)
10522	1/4 NPT (f) x 1/2 – 27 (f)
67171	3/4 NPT (m) x 1/2 NPT (f)



Lincoln high-pressure replacement hose – cross reference

Model	Size
–	in.
Alemite	1/2 – 27 (f) x 1/2 – 27 (f)
Aro	1/8 NPT (m) x 1/8 NPT (f)
Balcrank	1/8 NPT (m) x 1/8 NPT (f)
Graco	1/4 NPT (m) x 1/4 NPT (m)

## Decorative hose reels



Lincoln's plastic decorative overhead hose reel cabinets are constructed of a light-weight, durable resin. This design offers dramatically reduced installation time and ease of maintenance. The modular design eliminates reel enclosure end panels. Plastic decorative cabinet models are dent and scratch resistant, non-conductive and non-corrosive.

### Model 85641 universal mounting kit

Universal mounting kit allows installation of up to twelve reels, any series, open or decorative. Twelve reels can be installed side by side with this kit or cut to fit your reel installation needs. Includes two mounting struts and hardware to mount 12 reels.

### Plastic decorative reel cabinet

Reel type	Cabinets (1 per reel)	Required mounting components	
		Adapter plate kit (1 per reel bank)	Mounting kit (1-12 reels)
LFR	85640	85642	85641
82206	85240	85242	85641

### Metal decorative reel cabinet

Reel type	Cabinets (1 per reel)	End panel (1 per pair)	Required mounting components	
			Adapter plate kit (1 per reel bank)	Mounting kit (1-12 reels)
LFR	83872	82164	85642	85641
82206	83872	82164	none needed	85641



Series 3100 heavy-duty, plastic decorative, 30 ft. (9 m)

Model	Description	Bare reel	Delivery hose		Connecting hose	Ball stop	Control valve or meter	Swivel	Coupler	Nipple
			Model	Diameter						
–	–	–	–	in.	–	–	–	–	–	–
3191	Grease with control valve and swivel	82206	75360	1/4	75024	85515	740	81387	–	–
3189	Motor oil/antifreeze with electronic meter	82206	73360	1/2	73024	85517	982	–	–	–
3194	Motor oil/antifreeze with quarts meter	82206	73360	1/2	73024	85517	877	–	–	–
3195	Gear oil with pints meter	82206	73360	1/2	73024	85517	878	–	–	–
3196	Gear oil with control valve	82206	73360	1/2	73024	85517	780	–	–	–
3197	ATF with quarts ATF meter	82206	73360	1/2	73024	85517	883	–	–	–
3193	Air with air chuck	82206	72360	1/4	72024	85515	66951	–	815	11659
3192	Water with bibbcock, 30 ft. (9 m) hose	82206	72360	1/4	72024	85515	846	–	–	–

Series 3200 heavy-duty, plastic decorative, 50 ft. (15 m)

Model	Description	Bare reel	Delivery hose		Connecting hose	Ball stop	Control valve or meter	Swivel	Coupler	Nipple
			Model	Diameter						
–	–	–	–	in.	–	–	–	–	–	–
3291	Grease with control valve and swivel	82206	75600	1/4	75024	85515	740	81387	–	–
3289	Motor oil/antifreeze with electronic meter	82206	73600	1/2	73024	85517	982	–	–	–
3294	Motor oil/antifreeze with quarts meter	82206	73600	1/2	73024	85517	877	–	–	–
3295	Gear oil with pints meter	82206	73600	1/2	73024	85517	878	–	–	–
3296	Gear oil with control valve	82206	73600	1/2	73024	85517	780	–	–	–
3297	ATF with quarts ATF meter	82206	73600	1/2	73024	85517	883	–	815	11659
3198	Air with air chuck	82206	72600	1/4	72024	85515	66951	–	815	11659
3199	Air with air chuck	82206	72600A	3/8	72024A	85516	66951	–	–	–
3190	Water with bibbcock	82206	72600A	3/8	72024A	85516	846	–	–	–



*Model 740*




*Model 282930*



*Model 3867*



*Model 776*



*Model 82906*



*Model 877*



*Model 905*



*Model 962*



*Model 982*

# Control valves, meters and accessories

Control valves .....	152
Grease .....	152
Fluid lubricants .....	154
Dispense meters .....	155
Fluid lubricant accessories .....	159
Inline and volume meters .....	160
Air and water controls .....	162

## Control valves – grease

Model 740



Lincoln control valves, meters and accessories provide the durability and precision you need for your lubrication systems.

### Model 740 heavy-duty high-pressure

- 7 500 psi (517 bar) maximum operating pressure
- Precision-machined, all steel handle, body and guard bracket provides durability and longevity
- Unique, precision control inlet check valve provides ease of handle operation even with increase in pressure
- Knurled handle for positive grip
- Handy trigger guard prevents pinching
- Reversible inlet check seat and hydraulic jaws provide double life
- Balanced design reduces user fatigue
- Lubricant inlet 1/4 in. NPT (f); outlet 1/8 in. NPT (f)
- Easily repaired for extended life

### Model 3050 high-volume high-pressure

Same as 740 except with 3/8 in. NPT (f) lubricant inlet for use with Lincoln volume high-pressure swivels and hose.

### Model 82157 repair parts kit

For control valves models 740 and 3050.



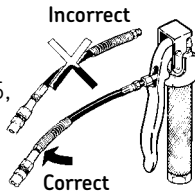
### High-pressure grease control valves

Model	Description	Control valve	Thread size	Extension	Coupler
–	–	–	in.	–	–
740	Heavy-duty, high-pressure	82393	1/4 NPT (f)	Rigid tube	5845
3050	High-volume, high-pressure	81495	3/8 NPT (f)	Rigid tube	5845

### WARNING!

Whip Hoses Models 3029, 3034, 5812, 5818, 5861, 81725, 81726, 81795

Install as shown.



### Model 85021 kit

Consists of model 740 control valve and model 81387 universal “z” swivel.

### Model 82158 repair kit

Repair parts kit for model 81387 standard universal swivel.

### WARNING!

For safe and proper use, always consult instructions accompanying product. See Safety Warning Information for appropriate warnings.

High-pressure swivels

Model	Description	Thread size
–	–	in.
<b>81606*</b>	Straight	1/8 NPT (f) x 1/8 NPT (m)
<b>81703*</b>	Straight	1/8 NPT (m) x 1/8 NPT (m)
<b>82080</b>	Straight	1/2 – 27 (m) x 1/2 – 27 (m)
<b>82399</b>	Straight	1/2 – 27 (m) x 1/4 NPT (m)
<b>83938</b>	Straight	1/4 NPT (m) x 1/4 NPT (m)
<b>81386</b>	90° angle	1/2 – 27 (m) x 1/8 NPT (m)
<b>81723</b>	90° angle	1/8 NPT (m) x 1/8 NPT (f)
<b>81974</b>	90° angle	1/2 – 27 (m) x 1/4 NPT (m)
<b>82251</b>	90° angle	1/8 NPT (m) x 1/8 NPT (m)
<b>81387</b>	Universal	1/2 – 27 (m) x 1/4 NPT (m)
<b>82252</b>	Universal	1/8 NPT (m) x 1/8 NPT (m)
<b>83594</b>	Universal	1/4 NPT (m) x 1/4 NPT (m)

\* Whip hose only; maximum pressure 4 500 psi (310 bar)

Volume high-pressure swivels

Model	Description	Thread size
–	–	in.
<b>81728</b>	Straight	1/2 NPT (m) x 3/8 NPT (m)
<b>82072</b>	Straight	1/2 NPT (m) x 1/2 NPT (m)
<b>82087</b>	90° angle	1/2 NPT (m) x 1/2 NPT (m)
<b>81729</b>	Universal	1/2 NPT (m) x 3/8 NPT (m)
<b>82073</b>	Universal	1/2 NPT (m) x 1/2 NPT (m)

Model 82399



Model 81974



Model 81387



**WARNING!**

Material use: Lincoln swivels are to be used only to transport grease, oil and other lubricants and are designed only for these non-abrasive and noncorrosive purposes. Do not use with abrasive and corrosive materials such as sound-deadening materials which may contain limestone and mica particles. Transport of such materials causes rapid premature wear to critical swivel components and can cause failure of swivel. Failure could expose the user to se-

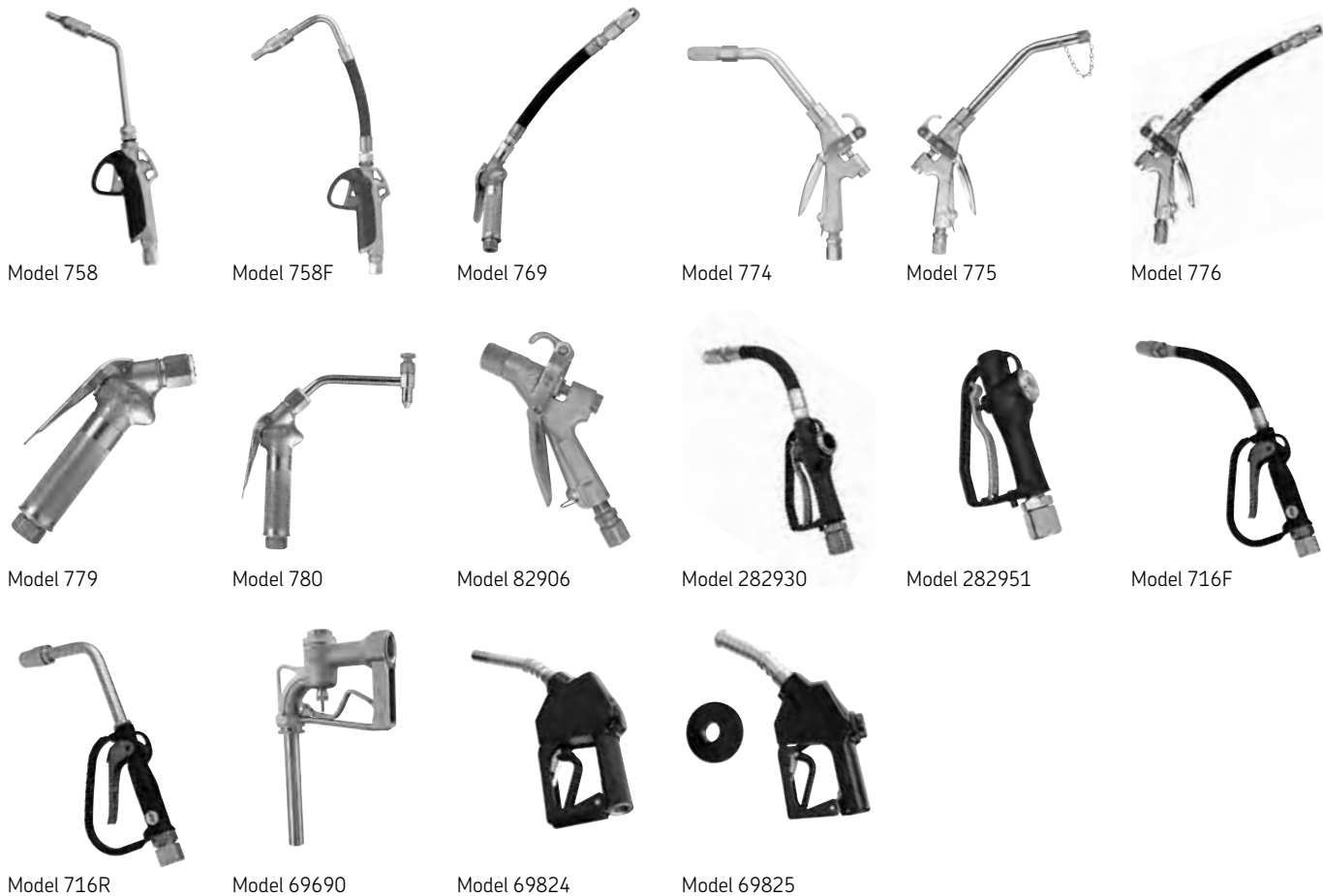
vere bodily injury, permanent disfigurement or death.

Installation and service: Tighten all fluid connections securely before using swivel. Never exceed 7500 psi maximum operating pressure. Never alter or modify any part of the swivel. Never attempt to repair or disassemble the swivel while the system is pressurized. Never stop or deflect leaks with hand or body.

Medical attention: get medical attention immediately if exposed to high pressure

fluids. Tell the attending physician what was injected.

Control valves, meters and accessories – fluid lubricants



Non-metered control valves – fluid lubricants

Compatible fluids – engine oil, diesel oil, ATF and anti-freeze  
 Models 69690, 69824 and 69825 compatible fluids – fuel

Model	Inlet NPT (f)	Outlet NPT (f)	Extension Model	Type	Tip	Maximum pressure		Free delivery	
						psi	bar	gal./min.	liter/min.
–	in.	in.	–	–	–	psi	bar	gal./min.	liter/min.
<b>758</b>	1/2	1/2	260381	Rigid pipe	Auto with manual open/close	1 000	69	7.5	28
<b>758F</b>	1/2	1/2	260380	Flex hose	Auto with manual open/close	1 000	69	7.5	28
<b>769</b>	1/2	1/2	82642	Flex hose	Manual	1 000	69	5	19
<b>774</b>	1/2	1/2	273508	Rigid pipe	Manual	1 000	69	5	19
<b>775</b>	1/2	1/2	82932	Rigid pipe	Cap	1 000	69	5	19
<b>776</b>	1/2	1/2	82642	Flex hose	Manual	1 000	69	5	19
<b>779</b>	1/2	1/2	–	–	–	1 000	69	5	19
<b>780</b>	1/2	1/2	82070	Rigid pipe	Manual	1 000	69	5	19
<b>82906</b>	1/2	1/2	–	–	–	1 000	69	5	19
<b>282930</b>	3/4	3/4	–	Flex hose	Manual	1 500	103	15	57
<b>282951</b>	3/4	3/4	–	–	–	1 500	103	15	57
<b>716F</b>	3/4	1/2	276281	Flex hose	Auto with manual close	1 500	103	12	45
<b>716R</b>	3/4	1/2	276283	Rigid pipe	Auto with manual close	1 500	103	12	45
<b>69690</b>	1 1/4	1 3/4	–	9 in. Rigid pipe	–	50	3,4	–	–
<b>69824</b>	3/4	–	–	1 3/16 in. O.D. rigid	SST tip	50	3,4	17	64
<b>69825</b>	1	–	–	1 3/16 x 7 in. rigid	–	50	3,4	60	227



Control valves, meters and accessories – dispense meters



Model 905



Model 905SF

**Preset dispense meters – digital**

Compatible fluids, model 905 – petroleum and synthetic-based oils and antifreeze

Compatible fluids, model 905SF – antifreeze mixture, windshield wiper solution and brake fluid

Graduation on all models – pints, quarts, liters, gallons

Model	Inlet NPT (f)	Outlet NPT (f)	Extension Model	Type	Tip	Maximum pressure		Free delivery	
						psi	bar	gal./min.	liter/min.
–	in.	in.	–	–	–				
<b>905</b>	1/2	1/2	272391	Rigid	Auto with manual open/close	1 000	69	5.0	19
<b>905SF</b>	1/2	1/2	273862	Flex, 90 °	Auto with manual open/close	1 000	69	5.0	19

5



Model 3866



Model 3867



Model 3868



Model 3942

**Preset dispense meters – mechanical**

Compatible fluids – petroleum and synthetic-based oils and antifreeze

Model	Inlet NPT (f)	Outlet NPSI	Extension Model	Type	Tip	Maximum pressure		Free delivery		Graduation
						psi	bar	gal./min.	liter/min.	
–	in.	in.	–	–	–					–
<b>3866</b>	1/2	1/2	93548	Rigid	Auto with manual open/close	1 000	69	4.0	15,14	16 quarts, 12 liters
<b>3867</b>	1/2	1/2	93548	Rigid	Auto with manual open/close	1 000	69	4.0	15,14	60 quarts
<b>3868</b>	1/2	1/2	93548	Rigid	Auto with manual open/close	1 000	69	4.0	15,14	60 gallons
<b>3942</b>	1/2	1/2	93548	Rigid	Auto with manual open/close	1 000	69	4.0	15,14	60 liters

Control valves, meters and accessories – dispense meters



Model 967



Model 980



Model 981



Model 982



Model 280690



Model 916EF



Model 916ER

**Dispense meters – digital**

Compatible fluids – petroleum and synthetic-based oils and antifreeze  
 Graduation on all models – pints/quarts/liters/gallons

Model	Inlet NPT (f)	Outlet NPT (f)	Extension Model	Type	Tip	Maximum pressure		Free delivery	
						psi	bar	gal./min.	liter/min.
–	in.	in.	–	–	–				
<b>967</b>	1/2	1/2	82258	Flex	Auto with manual open/close	1 500	103,4	4.0	15,14
<b>980</b>	1/2	1/2	282843	Flex/90 °	Manual	1 500	103,4	10.0	37,85
<b>981</b>	1/2	1/2	282842	Rigid/30 °	Auto	1 500	103,4	10.0	37,85
<b>982</b>	1/2	1/2	82258	Flex	Auto with manual open/close	1 500	103,4	10.0	37,85
<b>280690</b>	3/4	1/2	276281	Flexible	Auto with manual close	1 500	103,4	15.0	56,78
<b>916EF</b>	3/4	1/2	276281	Flex	Auto with manual close	1 500	103,4	12.0	45,42
<b>916ER</b>	3/4	1/2	276283	Rigid	Auto with manual close	1 500	103,4	12.0	45,42

Control valves, meters and accessories – dispense meters



Model 867



Model 876



Model 877



Model 878



Model 881



Model 883



Model 899



Model 68410

**Dispense meters – mechanical**

Compatible fluids – petroleum and synthetic-based oils and antifreeze.

Model	Inlet NPT (f)	Outlet NPT (f)	Extension Model	Type	Tip	Maximum pressure		Free delivery		Graduation
						psi	bar	gal./min.	liter/min.	
–	in.	in.	–	–	–	psi	bar	gal./min.	liter/min.	–
<b>867</b>	1/2	1/2	245993	10 in. flex -1/4 in.	Auto with manual open/close	1 000	69	4.0	15,14	16 gallons
<b>876</b>	1/2	1/2	261484 242749 (nozzle)	4 in. rigid - 1/2 in.	Auto with manual open/close	1 000	69	4.0	15,14	16 quarts
<b>877</b>	1/2	1/2	82258	10 in. flex -1/4 in.	Auto with manual open/close	1 000	69	4.0	15,14	16 quarts
<b>878</b>	1/2	1/2	273862	Flex/90 °	Manual	1 000	69	4.0	15,14	8 pints
<b>881</b>	1/2	1/2	272391	Flex/90 °	Manual	1 000	69	4.0	15,14	10 liter
<b>883</b>	1/2	1/2	82415	20 in. flex -1/4 in.	Auto with manual open/close	1 000	69	4.0	15,14	16 quarts
<b>899</b>	1/2	1/2	82258	10 in. flex -1/4 in.	Auto with manual open/close	1 000	69	4.0	15,14	10 liter
<b>68410</b>	1/2	1/2	–	–	–	1 000	69	4.0	15,14	16 quarts

Control valves, meters and accessories – fluid lubricant accessories



**Extensions**

Model	Inlet NPT	Extension Type	Tip
–	in.	–	–
<b>82070</b>	1/2	Rigid pipe	Manual
<b>82258</b>	1/2	Flex hose	Auto
<b>82642</b>	1/2	Flex hose	Manual
<b>82932</b>	1/2	Rigid pipe	Cap
<b>93548</b>	1/2	Rigid – 1/2 in.	Auto with manual open/close
<b>260380</b>	1/2	Flex hose	Auto with manual open/close
<b>260381</b>	1/2	Rigid pipe	Auto with manual open/close
<b>272391</b>	1/2	Rigid – 1/4 in.	Auto with manual open/close
<b>273508</b>	1/2	Rigid pipe	Manual
<b>273862</b>	1/2	Flex/90 °	Auto with manual open/close
<b>276280</b>	1/2	Flex hose	Auto
<b>276281</b>	1/2	Flex hose	Auto with manual close
<b>276282</b>	1/2	Rigid pipe	Auto
<b>276283</b>	1/2	Rigid pipe	Auto with manual close
<b>276310</b>	1/2	90 ° flex extension	Auto
<b>276311</b>	1/2	Special fluid extension	Auto
<b>282842</b>	1/2	Rigid/30 °	Auto
<b>282843</b>	1/2	Flex/90 °	Manual

Control valves, meters and accessories – fluid lubricant accessories



Model 84799



Model 85799



Model 93547



Model 277814



Model 261484



Model 242749



Model 280432



Model 13001

Tips and accessories

Model	Description	Thread size
–	–	in.
84799	Semi-automatic non-drip nozzle assembly	1/4
85799	Semi-automatic non-drip nozzle assembly with 4 in. (102 mm) rigid extension	1/2
93547	Semi-automatic non-drip nozzle assembly	1/4
277814	Non-drip nozzle assembly	1/2
261484	Automatic non-drip nozzle assembly	1/2
242749	4 in. (102 mm) pipe extension	1/2
280433	12 in. (305 mm) flexible delivery hose	1/2
280432	Semi-automatic non-drip nozzle assembly	1/2
13001	3/4 in. NPTF female to 1/2 in. NPTF male bushing adapter	–

5


Colored swivel guards

Attach these flexible swivel guards to separate meters to differentiate between fluids. Available in red (model 260374), black (model 260375), blue (model 260376), yellow (model 260377) and green (model 260378).

Meter accessories

Model 90464 swivel

Straight oil meter swivel, 1/2 in. NPT (m) x 1/2 in. NPT (f). Maximum working pressure: 1 000 psi (69 bar).



Control valves, meters and accessories – inline and volume



Model 814



Model 817



Model 857



Model 870



Model 871



Model 873



Model 961



Model 962



Model 963



Model 964



Model 2873



Model 236594



Model 236595

Inline lube meters

Model	Description	Total	Maximum pressure		Flowrate		Graduation	Compatible fluids
			psi	bar	gal./min.	liter/min.		
–	–	–					–	–
<b>814</b>	Digital – quarts, gallons, liters	99999.9	1 000	70	0.26 to 8	1 to 30	0.01	Engine oil, diesel oil, ATF and anti-freeze
<b>817</b>	Digital – quarts, gallons, liters	99999.9	1 500	103	0.8 to 21.1	3 to 80	0.01	Engine oil, diesel oil, ATF and anti-freeze
<b>857</b>	Digital quarts	999.9 gallon	1 000	70	0.26 to 7.9	1 to 30	0.05 quart	Engine oil, diesel oil, ATF and anti-freeze
<b>870</b>	Pints totalizer	8 pint	1 000	70	0.4 to 4	1.5 to 15	1/4 pint	Engine oil, diesel oil, ATF and anti-freeze
<b>871</b>	Quarts totalizer	4 quart	1 000	70	0.4 to 4	1.5 to 15	1/4 quart	Engine oil, diesel oil, ATF and anti-freeze
<b>873</b>	Liters totalizer	10 liter	1 000	70	0.4 to 4	1.5 to 15	1/10 liter	Engine oil, diesel oil, ATF and anti-freeze
<b>961</b>	High volume in gallons	999.9 gallon	50	3,45	6 to 38	23 to 144	1/10 gallon	Gasoline, diesel fuel, and light weight petroleum products
<b>962</b>	High volume in gallons	999.9 gallon	1 000	70	4 to 40	15 to 151	1/10 gallon	Oils and ATFs up to SAE 40 weight
<b>963</b>	High volume in liter	999.9 liter	1 000	70	4 to 30	15 to 115	1/10 liter	Oils and ATFs up to SAE 40 weight
<b>964</b>	High volume in liter	999.9 liter	50	3,45	6 to 38	22 to 144	1/10 liter	Gasoline, diesel fuel, and light weight petroleum products
<b>2873</b>	Liters dial	4 liter	1 000	70	0.4 to 4	1.5 to 15	1/10 liter	Engine oil, diesel oil, ATF and anti-freeze
<b>236594</b>	Quarts dial	16 quart	1 000	70	0.4 to 4	1.5 to 15		Engine oil, diesel oil, ATF and anti-freeze
<b>236595</b>	Pints dial	8 pint	1 000	70	0.4 to 4	1.5 to 15	1/4 pint	Engine oil, diesel oil, ATF and anti-freeze

All meter models totalizing, except models 2873, 236594 and 236595

Control valves, meters and accessories – inline and volume



**Pulse output meters**

85544: Compatible fluids – motor oils (SAE 5-50), gear oils (SAE 80-240), automatic transmission fluid, antifreeze (ethylene glycol)  
 85545: Compatible fluids – windshield wiper fluid and engine coolant  
 277539: Compatible fluids – DEF  
 284194: Compatible fluids – engine oil, diesel oil, automatic transmission fluid (maximum viscosity SAE 140), ethylene glycol based anti-freeze / anti-boil mixture (max. 50% water)  
 84458, 84459, 84460: Compatible fluids – engine oil, diesel oil, ATF, and anti-freeze

Model	Description	Pulse rate	Maximum pressure		Flowrate		Port NPT
			psi	bar	gal./min.	liter/min.	
–	–	–					
<b>85544</b>	1/2 in. pulse meter	95 pulses/quart	1 500	103	0.25 to 8	0,9 to 30	1/2
<b>85545</b>	1/2 in. pulse meter	95 pulses/quart	1 500	103	0.25 to 8	0,9 to 30	1/2
<b>277539</b>	1/2 in. DEF meter	95 pulses/quart	145	10	0.25 to 8	0,9 to 30	1/2 BSPP
<b>284194</b>	3/4 in. pulse meter	206.5 pulses/gallon	1 500	103	0.8 to 21.1	3 to 80	3/4
<b>279147</b>	1 in. pulse meter	136.3 pulses/gallon <i>36 pulses/liter</i>	2 000	138	1.6 to 32	6 to 120	1
<b>278081</b>	1 in. stainless steel pulse meter	136.3 pulses/gallon	2 000	138	1.6 to 32	6 to 121	1
<b>277693</b>	1 1/2 in. pulse meter	54.9 pulses/gallon	800	55	4 to 62	15 to 235	1 1/2
<b>279149</b>	1 1/2 in. pulse meter	54.9 pulses/gallon <i>14,5 pulses/liter</i>	1 200	83	2.64 to 66	10 to 250	1 1/2
<b>277694</b>	2 in. pulse meter	25.36 pulses/gallon	800	55	4 to 130	15 to 492	2
<b>279150</b>	2 in. pulse meter	25.3 pulses/gallon <i>6,7 pulses/liter</i>	1 000	70	4 to 130	15 to 500	2
<b>277695</b>	3 in. pulse meter	9.77 pulses/gallon	175	12	5 to 200	19 to 757	3
<b>84458</b>	1/2 in. quarts meter	1/10 graduation/quart	1 000	70	4.5	17	1/2
<b>84459</b>	1/2 in. gallon meter	1/10 graduation/gallon	1 000	70	4.5	17	1/2
<b>84460</b>	1/2 in. liter meter	1/10 graduation/liter	1 000	70	4.5	17	1/2

## Air and water controls

Model 840



### Blow guns

#### Model 840

- Handy thumb-button design provides ease of operation
- Brass stem and synthetic packaging for service life
- Addition of air nipple permits quick connect or disconnect
- 1/4 in. NPT (f) inlet; 7/64 in. outlet diameter

#### Model 950

- Same as model 840, except with air restricter
- Nozzle inlet maximum pressure 30 psi (2,1 bar) complies with Federal Safety Regulation 50-204.8 and OSHA 1910 242.B

#### Model 960

- Light-weight cast aluminum pistol grip
- 1/4 in. NPT (f) inlet; 7/64 in. outlet diameter; height 5 3/4 in. (146 mm)
- Nozzle inlet maximum pressure 30 psi (2,1 bar) complies with Federal Safety Regulation 50-204.8 and OSHA 1910 242.B

#### Model 940

- Same as model 960 less air restricter
- When used for large cleaning requirement or chip cleaning, regulated air pressure must not exceed federal recommended maximum

#### Model 5980

- Thumb control provides comfort and ease of operation
- 1/4 in. NPT (f) inlet; 1/8 in. NPT (f) outlet

#### Model 5990 rubber tip for blow guns

- Rubber tip will not scratch surfaces
- Fits models 840, 940 and 5980 blow guns, as well as many competitive models
- 1/8 in. NPT (m) threads

Model 960



Model 5980



Model 5990





## Air and water accessories

### Model 846 water bibbcock

For attaching to water service hose.

- 1/4 in. NPT (f) inlet
- Thumb-action trigger. Built-in strainer filters out contaminants.

### Model 845 water bibbcock

Same as model 846 except 3/4 – 1 1/2 in. AN inlet connects to standard lawn hose.

Model 846



Model 815



Model 11659



Model 66951



### Air/water accessories

Model	Description	Style
–	in.	–
<b>815</b>	1/4 (f) air coupler	Lincoln "long stem"
<b>845</b>	3/4 – 1 1/2 AN inlet	Connects to standard lawn hose
<b>846</b>	1/4 (f) water bibbcock	Low-pressure water
<b>11659</b>	1/4 (m) air nipple	Lincoln "long stem"
<b>66951</b>	1/4 (f) tire chuck	Standard tire chuck



*Model 85622*



*Model 277280*




*Model 85700-50*

# Bulk oil, diesel exhaust fluid (DEF) packages

Diesel exhaust fluid (DEF) equipment .....	166
Accessories .....	167

# Diesel exhaust fluid (DEF) equipment



Model 85700-50



## Lincoln's heavy-duty answer to the EPA's new emission regulations

Power, durability and reliability for stationary, installed and portable service applications in heavy-duty shops

Model 85622



## Hose reels

- DEF-specific reels are smaller and easier to operate
- Designed for versatile installation options
- Steel reel with stainless steel fluid paths

## Air-operated diaphragm pump

- Environmentally friendly – no motors, seals or packing to leak
- Self-priming

## 55 gallon (208 liter) drum

- Electric
  - Portable (model 277281)
  - Stationary (model 277280)
- Air operated
  - Stationary - air-operated diaphragm pump (custom BOM per installation requirements)

### Model 277281

DEF dispense unit for 55 gallon (208 liter) drum. Includes AC electric pump, mounting plate, dispense hose, nozzle, meter and drum cart. Order suction hose and coupler to match tote style separately.

## AC electric pump

### Model 272251

- High-wattage motor works harder with less effort.
- 110 VAC or 12 VDC stainless steel rotary vane pump, small compact
- Self priming, continuous duty, 0.5 hp, 3,450 r/min.
- 8 gallon/min. (30 liter/min.) flow rate, maximum pressure 29 psi (2 bar)

Model 277281



Model 277280



## IBC tote

- Electric or air operated
  - Electric (model 277280)
  - Air-operated diaphragm pump with wall mount (custom bill of material per installation requirements)
- 275/330 gallon (1 041/1 249 liter)
- Dispense at tote 1/2 in. x 30 ft. (9,1 m) hose with 1/2 in. BSPP threads
- Pipe to reels

### Model 277280

DEF dispense unit for IBC tote. Includes AC electric pump, mounting plate, dispense hose, nozzle and meter. Order suction hose and coupler to match tote style separately.

Model 272251



## Hose reels

Model	Description
85700-30	1/2 in. x 30 ft. (9,2 m) DEF hose on reel
85700-50	1/2 in. x 50 ft. (15,2 m) DEF hose on reel
277265	1/2 in. x 2 ft. (0,6 m) reel inlet hose with 1/2 in. BSPP threads
277266	1/2 in. x 30 ft. (9,2 m) hose with 1/2 in. BSPP threads
277267	1/2 in. x 50 ft. (15,2 m) hose with 1/2 in. BSPP threads

## Meters and dispense valves

### Model 277255 stainless steel automatic nozzle

- 3/4 in. BSPP threads
- 50 psi (3,4 bar) maximum pressure

### Model 277256 DEF meter

- 2 to 20 gallon/min. (7 to 75 liter/min.) flow range
- ± 0.5% accuracy
- 3/4 in. female BSPP inlet/outlet
- Maximum pressure 120 psi (8,3 bar)
- LCD display

### Model 277538 metered control valve

- 0.26 to 9 gallon/min. (1 to 34 liter/min.) flow range
- ± 0.5% accuracy
- 1/2 in. female BSP threads
- Maximum pressure 145 psi (10 bar)
- Resettable totalizer and non-resettable total on 2 line LCD register


## Accessories

- Couplers
  - Disposable drums and totes
  - Returnable drums and totes
  - 3/4 in. BSPP female threads
- Dip tubes
  - Drums
  - 275 gallon (1 041 liter) totes
  - 330 gallon (1 249 liter) totes



## Accessories

Model	Description
277230	Coupler, 3/4 in. hose barb for colder-style drum insert
277219	Coupler, 3/4 in. hose barb for micro-matic drum insert
277232	Coupler, 3/4 in. male BSPP
277233	Drum insert, 2 in. (51 mm) buttress thread
277234	Drum insert, 2 in. (51 mm) NPS (ISO G2) thread, colder style for plastic 55 gallon (208 liter) drums
277235	Dip tube, 35 1/2 in. (902 mm) long for 55 gallon (208 liter) drums, colder style for 275/330 gallon (1 041/1 249 liter) totes
277236	Dip tube, 39 in. (991 mm) long for 275 gallon (1 041 liter) IBCs
277237	Dip tube, 39 in. (991 mm) long for 330 gallon (1 249 liter) IBCs
277238	Torque socket tool for drum inserts
277239	Air filter, 1/4 in. NPT (m), 70 micron - recommended for colder-style coupler
277254	3/4 in. x 12 ft. (3,7 m) hose with 3/4 in. BSPP threaded fittings
277258	3/4 in. x 6 ft. (1,8 m) hard wall suction hose with 3/4 in. BSPP stainless fittings plus hose barb
277633	1/2 in. x 5 ft. (1,5 m) hose with 1/2 in. BSPP threads
277635	3/4 in. x 6 ft. (1,8 m) suction hose with hose barb





Model 3601



Model 3650



Model 3662



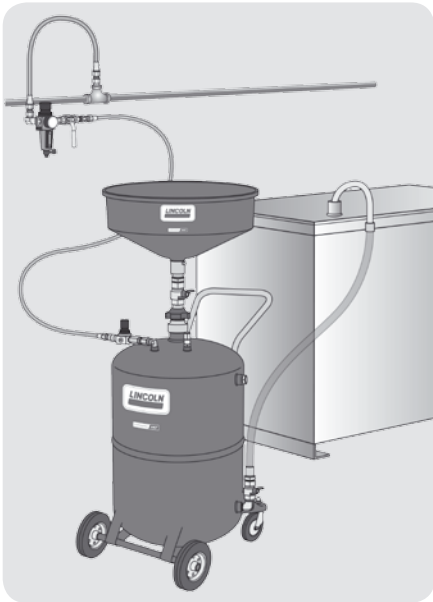
Model 3614



Model 3675

# Portable used fluid handling equipment and fuel caddies

<b>Collection equipment – pressurized (self-evacuating) . . . . .</b>	<b>170</b>
Upright drains . . . . .	170
<b>Collection and transfer equipment – pump-assist . . . . .</b>	<b>174</b>
Upright drains . . . . .	174
Fluid evacuator . . . . .	176
Truck drain . . . . .	178
Pit drains . . . . .	181
Diaphragm pump evacuation kits . . . . .	183
<b>Collection equipment – general . . . . .</b>	<b>185</b>
Fluid evacuator . . . . .	185
Pedestal drain . . . . .	187
Drum drains . . . . .	188
Fluid evacuators . . . . .	190
<b>Fuel transfer pump . . . . .</b>	<b>191</b>
<b>Fuel caddies . . . . .</b>	<b>192</b>



## Used fluid collection equipment – pressurized (self-evacuating)

Pressurized (self-evacuating) used fluid collection equipment is common in many automotive service shops because the reservoirs can be evacuated quickly and cleanly without the need for external pumps or fluid transfer systems. When a reservoir is full, it's typically rolled to a bulk storage access point, where compressed air is used to force the fluid out under pressure. All Lincoln self-evacuating models have a built-in regulator that reduces shopair pressure down to a safe level for evacuation as well as a backup safety valve to prevent over-pressurization.

### Model 3635 25 gallon (95 liter) used fluid drain

Model 3635 has a portable upright configuration commonly used for collecting fluids under lift-mounted vehicles. It offers a 15 in. (381 mm) offset funnel that includes a removable filter screen and wide-mouth extension that increases the diameter to 24 in. (610 mm). Height is adjustable from 51 to 76 in. (1,3 to 1,9 m), not including the extension.

#### Features and accessories include:

- Convenient tool tray for storing tools and drain plugs
- 7 ft. (2,1 m) nylon-reinforced discharge hose with steel J-hook and tethered drip plug
- Tank-mounted clip and handle hook to secure discharge hose
- Safety valve to prevent over-pressurization
- Combination air chuck/pressure relief valve
- Built-in fluid level sight gauge

Model 3635



### Upright drains

Upright drains have a portable configuration commonly used for collecting fluids under lift-mounted vehicles. All models feature a height-adjustable collection bowl and large reservoir with capacity for multiple fluid changes. A combination of two ball-bearing swivel casters and two fixed-axle wheels makes them portable and easy to maneuver. Once full, they can be rolled to a bulk storage location, where compressed-shopair is all that's required to evacuate the reservoir.

#### Features:

- Standard shopair connection fitting
- Preset pressure regulator reduces inlet pressure
- Wire reinforced dispense hose with J-hook nozzle
- Volume level sight tube indicates fluid level in reservoir
- Height-adjustable telescoping bowl
- Safety relief valve prevents over-pressurization
- Screen prevents debris from entering reservoir



Portable used fluid handling equipment – collection equipment, pressurized (self-evacuating)

**3639 25 gallon (95 liter) combination used fluid drain and evacuator**

Model 3639 combination used fluid drain and evacuator combines the features of the 3635 drain and 3637 evacuator into a single unit, giving operators the choice to collect fluids by gravity from lift-mounted vehicles or using a venturi to extract fluids directly from reservoirs or through a dipstick tube.

**Features and accessories include:**

- Convenient tool tray for storing tools and drain plugs
- 7 ft. (2,1 m) nylon-reinforced discharge hose with steel J-hook and tethered drip plug
- 6 1/2 ft. (2 m) wire-reinforced evacuation hose with shut-off valve and tethered drip plug
- Venturi vacuum assembly with vacuum level gauge, noise reducing muffler and shut-off valve with Milton M-style quick-connect air fitting
- Mercedes, BMW and VW dipstick tube adapters and six evacuation wands of varying flexibility, diameter and length
- Tank-mounted clip and handle hook to secure discharge and evacuation hoses
- Safety valve to prevent over-pressurization
- Combination air chuck/pressure relief valve
- Built-in fluid level sight gauge

**Model 3637 25 gallon (95 liter) fluid evacuator**

Model 3637 features a stable tank design with two ball-bearing swivel casters and two fixed-axle wheels. It also includes a tool tray and tank-mounted clip for securing the discharge hose when not in use. Four flexible and two rigid wands are included, as well as dipstick tube adapters for BMW and Volkswagen brand vehicles.

**Features**

- 7 ft. (2,1 m) nylon-reinforced discharge hose with steel J-hook and tethered drip plug
- 6 1/2 ft. (2 m) wire-reinforced evacuation hose with shut-off valve and tethered drip plug
- Safety valve to prevent over-pressurization
- Combination air chuck/pressure relief valve
- Built-in fluid-level sight gauge

Model 3639



Model 3637



7

**Self-evacuating upright drain technical data**

Model	3635	3639	3637
Capacity	25 gal. (95 liter)	25 gal. (95 liter)	25 gal. (95 liter)
Bowl diameter	15 in. (381 mm)	15 in. (381 mm)	-
Bowl configuration	Offset	Offset	-
Reservoir material	Steel	Steel	Steel
Front wheels (qty. 2) – swivel casters	4 in. (102 mm)	4 in. (102 mm)	4 in. (102 mm)
Rear wheels (qty. 2) – fixed-axle	6 in. (152 mm)	6 in. (152 mm)	6 in. (152 mm)
Minimum height	51 in. (1 295 mm)	51 in. (1 295 mm)	-
Maximum height	76 in. (1 930 mm)	76 in. (1 930 mm)	-
Size	22 x 22 x 43.3 in. (560 x 560 x 1 100 mm)	22 x 22 x 43.3 in. (560 x 560 x 1 100 mm)	18 x 18 x 34 in. (460 x 460 x 890 mm)

Model 3601



**Model 3601 18 gallon (68 liter) used fluid drain**

Designed as an affordable option for used fluid collection, model 3601 features all-steel construction and a 14 in. (355,6 mm) diameter funnel. Height is adjustable from 45 to 72 in. (1 143 to 1 829 mm) and the unit maneuvers on two 3 in. (76,2 mm) ball-bearing swivel casters and two 6 in. (152,4 mm) fixed-axle wheels.

**Model 3614 20 gallon (75 liter) used fluid drain**

Model 3614 features a stable, low-profile tank design and large 18 in. (457,2 mm) offset bowl with metal filter screen. For evacuation, the tank can be pressurized by connecting a standard shopair hose, or by using a simple tire chuck. The height is easily adjustable by loosening and tightening a friction-style lock-ring, and a special telescoping tube design eliminates the need to extend the bowl during evacuation.

Model 3614



**Model 3624 26 gallon (98 liter) plastic pressurized used fluid drain**

Model 3624 has a large 26 gallon (98 liter) reservoir molded from high-strength polyethylene for lighter weight, reduced corrosion, and lower risk of damage to surrounding vehicles. Large recesses for tool and filter storage are molded into the top and drain directly into the reservoir. The large 18 in. (457,2 mm) offset bowl includes a removable metal filter screen and secondary debris screen.

Model 3624



**Self-evacuating upright drain technical data**

Model	3601	3614	3624
Capacity	18 gal. (68,14 liter)	20 gal. (75,71 liter)	26 gal. (98,42 liter)
Bowl diameter	14 in. (355,6 mm)	18 in. (457,2 mm)	18 in. (457,2 mm)
Bowl configuration	Center mount	Offset	Offset
Reservoir material	Steel	Steel	Polyethylene
Front wheels (qty. 2) – swivel casters	3 in. (76,2 mm)	4 in. (101,6 mm)	4 in. (101,6 mm)
Rear wheels (qty. 2) – fixed-axle	6 in. (152,4 mm)	6 in. (152,4 mm)	40 in. (1 016 mm)
Minimum height	45 in. (1 143 mm)	45 in. (1 143 mm)	53 in. (1 346 mm)
Maximum height	72 in. (1 829 mm)	71 in. (1 803 mm)	79 in. (2 007 mm)
Size	16 x 18 x 45 in. (406 x 457 x 1 143 mm)	18 x 28 x 45 in. (457 x 711 x 1 143 mm)	21 x 24 x 53 in. (533 x 610 x 1 346 mm)

**Optional accessories**

Model	Name	Description	Compatible models
3610	Funnel extension	Extends bowl diameter to 24 1/2 in. (0,62 meter)	3601, 3614, 3624 613, 3644
278697	Air regulator assembly	Replaces air chuck valve to allow connection of shop air using a standard Milton M-style quick-change fitting	3635, 3639
3602	Magnetic tool tray	For use with metal drains to hold tools, small parts and fasteners	3601, 3614, 3617, 3618, 3650, 3652, 3675, 3677

**Model 3610**



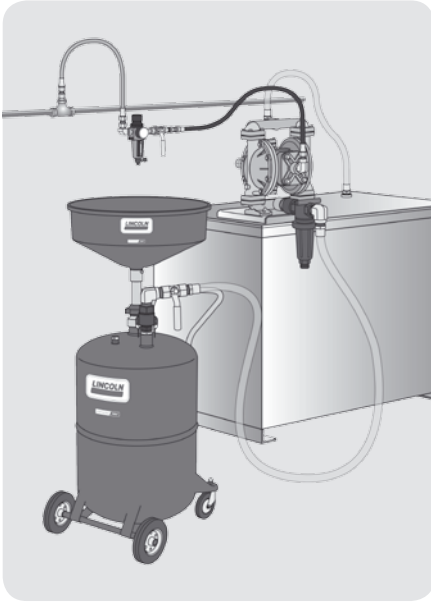
**Model 278697**



**Model 3602**



## Used fluid collection and transfer equipment – pump-assist



Pump-assisted used fluid collection and transfer systems are ideal for large multi-bay shops and applications or environments where movement is restricted. In these situations, a strategically located diaphragm pump can be used to transfer fluids from the collection equipment to a remote storage location. This type of system reduces the risk of accidental spills and collisions, supports remote location of bulk storage tanks and increases productivity.

### Model 3626 26 gallon (98 liter) plastic used fluid drain

Model 3626 has a large 26 gallon (98 liter) reservoir molded from high-strength polyethylene for lighter weight, reduced corrosion, and lower risk of damage to surrounding vehicles. Large recesses for tool and filter storage are molded into the top and drain directly into the reservoir. The large 18 in. (457 mm) offset bowl includes a removable metal filter screen and secondary debris screen.

## Upright drains

Portable upright drains are commonly used for collecting fluids under lift-mounted vehicles. All models feature a height-adjustable collection bowl and 20 gallon (75 liter) reservoir. A combination of two ball-bearing swivel casters and two fixed-axle wheels makes them portable and easy to maneuver. Pump-assist models feature a male camlock connector extending from the top of the reservoir for attaching to a diaphragm pump filter screen or other fluid transfer system.

### Model 3627 26 gallon (98 liter) plastic coolant drain

Model 3627 offers the same features as model 3626, **except the bowl is painted green for clear visual identification of coolant.**

### Model 3618 20 gallon (75 liter) used fluid drain

Model 3618 features a stable, low-profile tank design and large 18 in. (457 mm) offset bowl with metal filter screen. Bowl height is easily adjustable by loosening and tightening a friction-style lock-ring, and a special telescoping tube design eliminates the need to extend the bowl during evacuation.

### Model 3617 20 gallon (75 liter) coolant drain

Model 3617 offers the same features as model 3618, **except the reservoir and bowl are painted green for clear visual identification of coolant.**

Model 3626



### Features

- 3/4 in. male camlock connection for connecting to fluid transfer system
- Volume-level sight tube
- Height-adjustable bowl
- Screen prevents debris from entering reservoir

Model 3618



**Pump-assisted upright drain technical data**

Model	3617 – coolant (green) 3618 – used oil (red)	3626 – used oil (black) 3627 – coolant (green)
Capacity	20 gal. (75,71 liter)	26 gal. (98 liter)
Bowl diameter	18 in. (457,2 mm)	18 in. (457,2 mm)
Bowl configuration	Offset	Offset
Reservoir material	Steel	Polyethylene
Front wheels (qty. 2) – swivel casters	4 in. (101,6 mm)	4 in. (101,6 mm)
Rear wheels (qty. 2) – fixed-axle	6 in. (152,4 mm)	10 in. (254 mm)
Minimum height	42 in. (1,067 meter)	53 in. (1,346 meter)
Maximum height	68 in. (1,727 meter)	79 in. (2,007 meter)
Size	18 x 28 x 42 in. (457 x 711 x 1 067 mm)	26 x 22.4 x 42 in. (660 x 570 x 1 065 mm)



Model 3610



Model 277208



Model 276411



Model 244391



Model 244390



Model 277090



Model 3602



Model 278802



Model 241408



Model 241409

**Optional accessories**

Model	Name	Description	Compatible models
3610	Funnel extension	Extends bowl diameter to 24 1/2 in. (622,3 mm)	3617, 3618
277208	Drain spigot	Allows gravity drain from bottom of tank	3617, 3618
276411	Camlock coupler	3/4 in. female camlock coupler x 3/4 in. female NPT	3617, 3618
244391	Dry-break fitting	3/4 in. male dry-break fitting	3617, 3618
244390	Dry-break coupler	3/4 in. female dry-break coupler	3650
277090	Camlock cap	3/4 in. camlock cap with chain	3617, 3618
3602	Magnetic tool tray	For use with metal drains to hold tools, small parts and fasteners	3601, 3614, 3617, 3618, 3650, 3652, 3675, 3677
278802	Rotary pump adapter	For use to replace the camlock evacuation connector with a rotary pump for transferring fluid in or out of the reservoir	3626, 3627
241408	Coupler	1 in. NPT (f) coupler for use in volume transfer and evacuation systems	-
241409	Nipple	1 in. NPT (f) nipple for use in volume transfer and evacuation systems	-



## Fluid evacuator

Evacuators utilize a powerful compressed-air operated venturi vacuum for quick evacuation of fluid reservoirs. They are most commonly used to extract oil or transmission fluid directly through the dipstick tube, eliminating the need to lift a vehicle and reducing the risk of spills. Pump-assist models feature a male camlock connector extending from the top of the reservoir for attaching to a diaphragm pump or other fluid transfer system.

### Model 3650 20 gallon (75 liter) fluid evacuator

Model 3650 features a stable, low-profile tank design with two ball-bearing swivel casters and two fixed-axle wheels. Three flexible and two rigid wands are included, as well as dipstick tube adapters for BMW, Mercedes and Volkswagen brand vehicles.

#### Features

- 3/4 in. male camlock connection for connecting to fluid transfer system
- 10 ft. (3 m) long wire-reinforced evacuation hose
- Volume-level sight tube
- Vacuum-level gauge

#### Fluid evacuator technical data

<b>Model</b>	<b>3650</b>
<b>Capacity</b>	20 gal. (75,71 liter)
<b>Maximum air pressure</b>	150 psi (10 bar)
<b>Minimum air pressure</b>	90 psi (6 bar)
<b>Maximum fluid temperature</b>	176 °F (80 °C)
<b>Reservoir material</b>	Steel
<b>Front wheels (qty. 2) – swivel casters</b>	4 in. (101,6 mm)
<b>Rear wheels (qty. 2) – fixed-axle</b>	6 in. (152,4 mm)
<b>Size</b>	18 x 28 x 36 in. (457 x 711 x 914 mm)

Portable used fluid handling equipment – collection and transfer equipment, pump-assist



Model 276751



Model 276752



Model 276753



Model 276754



Model 276755



Model 276756



Model 276757



Model 276758

**Standard accessories**

Model	Name	Compatible models
276751	Mercedes oil dipstick tube adapter	3650
276752	BMW oil dipstick tube adapter	3650
276753	Volkswagen oil dipstick tube adapter	3650
276754	0.20 in. (5 mm) diameter x 31 in. (790 mm) long flexible extraction wand (red)	3650
276755	0.24 in. (6 mm) diameter x 31 in. (790 mm) long flexible extraction wand (clear)	3650
276756	0.31 in. (8 mm) diameter x 31 in. (790 mm) long flexible extraction wand (yellow)	3650
276757	0.20 in. (5 mm) diameter x 31 in. (790 mm) long rigid extraction wand	3650
276758	0.24 in. (6 mm) diameter x 31 in. (790 mm) long rigid extraction wand	3650
278363	0.20 in. (5 mm) diameter x 28 in. (700 mm) long, rigid extraction wand	3637, 3639
278364	0.23 in. (6 mm) diameter x 28 in. (700 mm) long, rigid extraction wand	3637, 3639
278365	0.20 in. (5 mm) diameter x 28 in. (700 mm) long, flexible extraction wand	3637, 3639
278366	0.23 in. (6 mm) diameter x 28 in. (700 mm) long, flexible extraction wand	3637, 3639
278367	0.31 in. (8 mm) diameter x 28 in. (700 mm) long, flexible extraction wand	3637, 3639
278368	0.28 in. (7 mm) diameter x 39 in. (1 000 mm) long, flexible extraction wand	3637, 3639
278369	BMW adapter	3637, 3639
278370	VW adapter	3637, 3639



Model 277208



Model 276411



Model 244391



Model 244390



Model 278697



Model 3602

**Optional accessories**

Model	Name	Description	Compatible models
277208	Drain spigot	Allows gravity drain from bottom of tank	3650
276411	Camlock coupler	3/4 in. female camlock coupler x 3/4 in. female NPT	3650
244391	Dry-break fitting	3/4 in. male dry-break fitting	3650
244390	Dry-break coupler	3/4 in. female dry-break coupler	3650
278697	Air regulator assembly	Replaces air chuck valve to allow connection of shop air using a standard Milton M-style quick-change fitting	3635, 3639
3602	Magnetic tool tray	For use with metal drains to hold tools, small parts and fasteners	3601, 3614, 3617, 3618, 3650, 3652, 3675, 3677

Model 3665



### Low-profile truck drains

Low-profile truck drains offer a low-profile design that can be easily positioned under high-clearance vehicles for capturing used fluids including motor oil, coolant and transmission fluid.

#### Features

- Low-profile design – only 7 3/4 in. (197 mm) tall
- Large 20 x 29 in. (510 x 735 mm) recessed area for capturing fluid
- Removable metal screen keeps out parts and debris
- Recessed pockets at each corner provide storage for drain plugs and filters.

#### Model 3667 17 gallon (65 liter) truck drain

Features a rotary hand pump mounted horizontally to the front of the reservoir and a 6 ft. (1,8 m) long discharge hose with a steel J-hook installed at the outlet. Fluid is discharged from the reservoir by manually operating the pump.

#### Model 3669 17 gallon (65 liter) truck drain

Features a durable 120 V electric pump installed below the front of the reservoir. The pump operates when plugged into a standard power outlet and discharges fluid through a 6 ft. (1,8 m) hose with steel J-hook.

Model 3667



#### Model 3665 17 gallon (65 liter) truck drain

Features a 6 ft. (1,8 m) long discharge hose with a 3/4 in. camlock style connector and cap. The hose extends from the bottom of the reservoir and can be connected to diaphragm pump or other fluid transfer system to evacuate fluid from the reservoir.

Model 3669



#### Truck drain technical data

Model	3665	3667	3669
Capacity	17 gal. (65 liter)	17 gal. (65 liter)	17 gal. (65 liter)
Overall height	7.75 in. (195 mm)	7.75 in. (195 mm)	7.75 in. (195 mm)
Reservoir material	Polypropylene	Polypropylene	Polypropylene
Wheels (qty. 4) – pivoting	4 in. (100 mm)	4 in. (100 mm)	4 in. (100 mm)
Size (handle not included)	44 x 28 x 7.5 in. (1 120 x 710 x 190 mm)	60 x 28 x 7.5 in. (1 525 x 710 x 190 mm)	60 x 28 x 7.5 in. (1 525 x 710 x 190 mm)
Pump output	–	1 gal. (3,8 liter)/15 revolutions	1 gal. (3,8 liter)/minute (10W-30 at room temperature) 2.6 gal. (9,8 liter)/minute (antifreeze)



## Truck drain

Truck drains feature a low-profile design for collecting used fluids under RVs, trucks and other off-road equipment, without the need for a lift or jack. A long T-handle extending from the front of the reservoir allows the user to conveniently maneuver the drain into position. Once full, the reservoir can be emptied by gravity or with the use of an external pump.

### Features

- Low profile design – only 8 1/2 in. (216 mm) tall
- Internal baffles and 2 in. (50,8 mm) wide lip reduces splash
- Removable metal screen keeps out parts and debris
- Dual female 3/4 in. NPT drain ports

### Model 84714 20 gallon (75 liter) truck drain

Model 84714 features heavy-duty welded steel construction and a unique three-wheel design that allows the operator to steer the drain into position. A front port located at the bottom of the reservoir allows fluid to drain by gravity, while a second port located on the back is designed for evacuation using an external pump. Two internal baffles and a 2 in. (50,8 mm) wide lip around the top of the reservoir reduces splash during draining and movement.



#### Truck drain technical data

<b>Model</b>	<b>84714</b>
<b>Capacity</b>	20 gal. (75,71 liter)
<b>Overall height</b>	8.5 in. (216 mm)
<b>Ground clearance</b>	3/4 in. (19 mm)
<b>Reservoir material</b>	Steel
<b>Front wheels (qty. 1) – pivoting</b>	4 in. (101,6 mm)
<b>Rear wheels (qty. 2) – fixed axle</b>	6 in. (152,4 mm)
<b>Drain ports</b>	3/4 in. female NPT
<b>Size (handle not included)</b>	36 x 23.5 x 8.5 in. (914 x 597 x 216 mm)

Portable used fluid handling equipment – collection and transfer equipment, pump-assist



Model 4105



Model 277208



Model 276411



Model 277645



Model 277090



Model 244391



Model 244390

**Optional accessories**

Model	Name	Description	Compatible models
4105	Evacuation kit	3/4 in. camlock kit for pump-assist evacuation through lower port	84714, 276411
277208	Drain spigot	Allows gravity drain through lower port	84714
276411	Camlock coupler	3/4 in. female camlock coupler x 3/4 in. female NPT	277645
277645	Camlock fitting	3/4 in. male camlock fitting x 3/4 in. male NPT	84714, 276411
277090	Camlock cap	3/4 in. camlock cap with chain	277645, 4105
244391	Dry-break fitting	3/4 in. male dry-break fitting	84714
244390	Dry-break coupler	3/4 in. female dry-break coupler	244391

## Pit drains

Pit drains are designed for track-mounting in service pits or drive over applications.

Two wheels extend from each side of the reservoir on axles that can be adjusted to fit varying track widths. Reservoirs have two opposing 3/4 in. NPT ports for connecting to an external evacuation pump and/or for connecting multiple drains in tandem. All models feature heavy-duty steel construction with internal baffles to reduce splash and a removable steel debris screen.

## Features

- Four wheel and axle assemblies extend and lock to fit varying track widths
- Internal baffles reduce splash during movement
- Removable steel screen keeps out parts and debris
- Shutoff valve and 3/4 in. male camlock connector with dust cap included

### Model 3662 13 gallon (50 liter) pit drain

Features a compact, low-profile design for applications with restricted clearance. Reservoir is made from drawn steel with rounded corners. A handle is welded to each end for improved maneuverability.

### Model 84700 30 gallon (115 liter) pit drain

Large capacity welded steel reservoir glides smoothly on 4 in. (101,6 mm) diameter polyurethane wheels. Includes model 92572 removable splash shield to focus oil stream into reservoir.

Model 3662



Model 84700



#### Pit drain technical data

Model	3662	84700
Capacity	13 gal. (49,2 liter)	30 gal. (113,6 liter)
Overall height	8 in. (203 mm)	9.3 in. (236 mm)
Track width	28 to 50 in. (711 to 1 270 mm)	36 to 49.5 in. (914 to 1 257 mm)
Reservoir material	Steel	Steel
Wheel quantity	4	4
Wheel diameter	2 in. (50,8 mm)	4 in. (101,6 mm)
Drain ports	3/4 in. male NPT	3/4 in. male NPT
Size	32.3 x 24.5 x 8 in. (820 x 622 x 203 mm)	36 x 28 x 9.3 in. (914 x 711 x 236 mm)

Portable used fluid handling equipment – collection and transfer equipment, pump-assist



Model 276411



Model 244391



Model 244390

Optional accessories

Model	Name	Description	Compatible models
276411	Camlock coupler	3/4 in. female camlock coupler x 3/4 in. female NPT	277645
244391	Dry-break fitting	3/4 in. male dry-break fitting	3662, 84700
244390	Dry-break coupler	3/4 in. female dry-break coupler	244391

## Diaphragm pump evacuation kits

Diaphragm pump kits provide a clean, safe method for evacuating used fluids from collection equipment such as portable drains and evacuators, and pumping it through an enclosed system to a remote storage tank. Any type of used fluid equipment fitted with a 3/4 in. camlock coupler can be easily connected to the pump and evacuated. Kits include an air-operated double-diaphragm pump with wall-mount bracket, as well as all recommended air supply, fluid extraction and fluid discharge fittings, components and accessories.

### Features

- Premium air-operated double-diaphragm pump for long maintenance free operation
- Large inlet T-strainer prevents debris from entering the pump
- Designed for use with all Lincoln pump-assist fluid collection equipment
- For diaphragm pump specifications (→ page 98).

#### Model 4100 1 in. UL-listed diaphragm pump evacuation kit

Features 1 in. UL-listed aluminum double-diaphragm pump (model 85634), recommended for transferring flammable liquids including used oil, ATF fluid, diesel and kerosene.

#### Model 4102 1 in. non-UL diaphragm pump evacuation kit

Features 1 in. non-UL aluminum double-diaphragm pump (model 85627), recommended for transferring non-flammable liquids including transmission fluid, coolant, and washer fluid.

#### Model 4104 1/2 in. non-UL diaphragm pump evacuation kit

Features 1/2 in. non-UL aluminum double-diaphragm pump (model 85631), for transferring non-flammable liquids including transmission fluid, coolant, and washer fluid.

Model 4100



Model 4104



#### Diaphragm pump evacuation kit technical data

Model	4100	4102	4104
<b>Pump Model</b>	85634	85627	85631
<b>Description</b>	1 in. (25,4 mm)	1 in. (25,4 mm)	1/2 in. (12,7 mm)
<b>Body material</b>	Aluminum	Aluminum	Aluminum
<b>Wetted or soft parts</b>	Buna-N	Buna-N	Buna-N
<b>Max. recommended air pressure</b>	50 psi (3,4 bar) flammable liquids 125 psi (8,6 bar) others	125 psi (8,6 bar)	100 psi (6,9 bar)
<b>Suction connector</b>	3/4 in. female camlock	3/4 in. female camlock	3/4 in. female camlock
<b>Discharge outlet</b>	3/4 in. male NPT	3/4 in. male NPT	3/4 in. male NPT
<b>Air inlet size</b>	3/8 in. male NPT	3/8 in. male NPT	1/4 in. male NPT

Portable used fluid handling equipment – collection and transfer equipment, pump-assist



Model 276291



Model 277645



Model 277090



Model 273607



Model 274879



Model 4105



Model 84816



Model 84815



Model 84824



Model 4110



Model 85257

Optional accessories

Model	Name	Description	Compatible models
276291	Camlock fitting	3/4 in. male camlock fitting x 3/4 in. female NPT	4100, 4102, 4104
277645	Camlock fitting	3/4 in. male camlock fitting x 3/4 in. male NPT	4100, 4102, 4104
277090	Camlock cap	3/4 in. camlock cap with chain	276291, 277645, 4105
273607	Ball valve	3/4 x 3/4 in. ball valve for backflow prevention	4100, 4102, 4104
274879	Check valve	3/4 x 3/4 in. check valve for backflow prevention	4100, 4102, 4104
4105	Evacuation kit	3/4 in. camlock drain conversion kit	4100, 4102, 4104
84816	4-way valve	Four port, two-position valve enables one pump to evacuate and dispense fluid from a single tank. Ports are 1 in. NPT.	4100, 4102, 4104
84815	Overfill warning valve	For single-wall tanks and drums. Sounds whistle and shuts off air-supply when fluid rises above preset level. Requires connection to compressed air. 1/4 in. NPT air inlet and outlet ports.	4100, 4102, 4104
84824	Overfill warning valve	For double-wall tanks. Sounds whistle and shuts off air-supply when fluid rises above preset level. Requires connection to compressed air. 1/4 in. NPT air inlet and outlet ports.	4100, 4102, 4104
4110	Dipstick evacuation kit	Enables diaphragm pump to be used for fluid evacuation from reservoirs or through dipstick tube. Includes 10 ft. (3 m) suction hose, five evacuation wands and wand holder. For wand specifications (→ page 169).	4100, 4102, 4104
85257	Wall-mount bracket	For use with 1/4, 1/2 and 1 in. diaphragm pumps (included with models 4100, 4102 and 4104).	4100, 4102, 4104

## Used fluid collection equipment – general

### Model 3652 6 gallon (22 liter) fluid evacuator

Combines a compact, portable tank design with a powerful compressed-air operated venturi vacuum for quick, clean, and convenient extraction of engine oil or transmission fluid through the dipstick tube, or for other general fluid extraction needs. Three flexible and two rigid wands are included, as well as dipstick tube adapters for BMW, Mercedes, and Volkswagen brand vehicles. Tank is emptied by removing a wide-mouth cap and tilting to pour.

### Features

- Portable 6 gallon (22 liter) capacity heavy-duty welded steel tank
- 10 ft. (3 m) long wire-reinforced evacuation hose
- Rolls smoothly on two 5 in. (13 cm) fixed axle wheels with rubber treads
- Easy-to-read volume level sight tube
- Vacuum level gauge

Model 3652



#### Model 3652 technical data

<b>Model</b>	<b>3652</b>
<b>Capacity</b>	6 gal. (22 liter)
<b>Maximum air pressure</b>	150 psi (10 bar)
<b>Minimum air pressure</b>	90 psi (6 bar)
<b>Maximum fluid temperature</b>	176 °F (80 °C)
<b>Reservoir material</b>	Steel
<b>Wheels (qty. 2) – fixed-axle</b>	5 in. (127 mm)
<b>Size</b>	14 x 14 x 29.8 in. (356 x 356 x 757 mm)

Portable used fluid handling equipment – collection equipment, general



Model 276751



Model 276752



Model 276753



Model 276754



Model 276755



Model 276756



Model 276757



Model 276758

Standard accessories for model 3652

Model	Name
-------	------

276751	Mercedes oil dipstick tube adapter
276752	BMW oil dipstick tube adapter
276753	Volkswagen oil dipstick tube adapter

276754	0.20 in. (5 mm) diameter x 31 in. (790 mm) long flexible extraction wand (red)
276755	0.24 in. (6 mm) diameter x 31 in. (790 mm) long flexible extraction wand (clear)
276756	0.31 in. (8 mm) diameter x 31 in. (790 mm) long flexible extraction wand (yellow)

276757	0.20 in. (5 mm) diameter x 31 in. (790 mm) long rigid extraction wand
276758	0.24 in. (6 mm) diameter x 31 in. (790 mm) long rigid extraction wand



Optional accessories

Model	Name	Description	Compatible models
3602	Magnetic tool tray	For use with metal drains to hold tools, small parts and fasteners	3601, 3614, 3617, 3618, 3635, 3637, 3639, 3650



**Model 3605 4.5 gallon (17 liter) pedestal drain**

The combined light weight and slim size of model 3605 make it easy to position and maneuver under lift-mounted vehicles, and convenient to store in shops with limited space. The 13 in. (330,2 mm) diameter, 4 1/2 gallon (17 liter) capacity bowl has a hinged cover that extends to catch stream- ing oil. When full, the bowl is lifted off the stand and placed onto a specially designed adapter that opens a spring-actuated valve, allowing fluid to drain into a drum or storage tank. The stand has a quick-release latch that automatically locks at the desired height.

**Features**

- Hinged lid opens to catch oil stream
- Self-locking, quick-release height adjustment latch
- Spring-actuated drain valve
- Includes automatic drain adapter for containers with 2 in. bung opening



7

**Pedestal drain technical data**

<b>Model</b>	<b>3605</b>
<b>Capacity</b>	4 1/2 gal. (17 liter)
<b>Bowl diameter</b>	13 1/2 in. (343 mm)
<b>Bowl configuration</b>	Center mount
<b>Reservoir material</b>	Steel
<b>Minimum height</b>	46 in. (1 168 mm)
<b>Maximum height</b>	76 in. (1 930 mm)
<b>Base diameter</b>	18 in. (457 mm)



**Standard accessories**

Model	Name	Description
82460	Drain adapter	Opens spring-actuated valve to allow fluid to drain from bowl. Fits containers with 2 in. bung openings.
83386	Bowl assembly	13 in. (343 mm) diameter, 4 1/2 gallon (17 liter) bowl with hinged lid and spring-actuated drain valve



### Drum drains

Drum drains utilize a standard 16 gallon/120 lb. (60 liter/54 kg) steel drum as a fluid reservoir. They have a portable upright configuration commonly used for collecting fluids under lift-mounted vehicles. All models include a collection bowl, lid assembly with fluid level gauge and height-adjustable tube, and 17 in. (432 mm) square base with four 2 1/2 in. (63,5 mm) ball-bearing swivel casters. Drains can be emptied using a gravity spigot (included with model 613DK) or pump-assist evacuation kit 247748 (sold separately).

#### Model 613 16 gallon (60 liter) drum drain

Same as 613DK except without drum. User must supply standard 16 gallon/120 lb. (60 liter/54 kg) drum and drain spigot.

#### Model 3644 16 gallon (60 liter) drum drain

Same as model 613 except with 20 in. (508 mm) diameter steel drain bowl. User must supply standard 16 gallon/120 lb. (60 liter/54 kg) drum and drain spigot.



### Features

- Simple yet durable heavy-duty steel construction
- Volume level indicator
- Height-adjustable from 42 to 68 in. (1 067 to 1 727 mm)
- Models available with and without drum

#### Model 613DK 16 gallon (60 liter) drum drain

Complete drum drain kit including 16 gallon/120 lb. (60 liter/54 kg) steel drum, 14 in. (355,6 mm) diameter drain bowl, and gravity spigot.

#### Drum drain technical data

Model	613DK	613	3644
Capacity	16 gal. (60 liter)	16 gal. (60 liter)	16 gal. (60 liter)
Bowl diameter	14 in. (355,6 mm)	14 in. (355,6 mm)	20 in. (508 mm)
Drum included	Yes	No	No
Wheels (qty. 4) – swivel caster	4 in. (101,6 mm)	4 in. (101,6 mm)	4 in. (101,6 mm)
Minimum height	42 in. (1 067 meter)	42 in. (1 067 meter)	42 in. (1 067 meter)
Maximum height	68 in. (1 727 mm)	68 in. (1 727 mm)	68 in. (1 727 mm)
Size	17 x 17 x 42 in. (432 x 432 x 1 067 mm)	17 x 17 x 42 in. (432 x 432 x 1 067 mm)	17 x 17 x 42 in. (432 x 432 x 1 067 mm)

Portable used fluid handling equipment – collection equipment, general



Model 91197



Model 82786



Model 3608



Model 66493



Model 70526



Model 247748

Optional accessories

Model	Name	Description	Compatible models
91197	14 in. (356 mm) diameter bowl	Standard on models 613 and 613DK; optional on model 3644	613, 613DK, 3644
82786	14 in. (356 mm) diameter bowl with lid	Includes hinged lid with latch	613, 613DK, 3644
3608	20 in. (508 mm) diameter bowl	Standard on model 3644; optional on models 613 and 613DK	613, 613DK, 3644
66493	16 gallon/120 lb. (60 liter/54 kg) drum	Steel drum with 1 in. NPT port for drain spigot. Standard on model 613DK; optional on models 613 and 3644	613, 613DK, 3644
70526	Drain spigot	Gravity drain spigot with 1 in. male NPT. Standard on model 613DK; optional on models 613 and 3644	613, 613DK, 3644
247748	Diaphragm pump evacuation kit	Includes fluid pick-up tube and 3/4 in. male camlock fitting for connection to diaphragm pump or other fluid transfer system. Installs to lid so that fitting extends straight up	613, 613DK, 3644


**Model 615 suction gun**

Holds up to 18 oz. (532 cm<sup>3</sup>) of fluid. Flexible nozzle for transmission, differential or oil filter service. Precision follower fitted to barrel for superior suction and is impervious to oil, grease and water. Finished in rust-resistant, powder coated blue paint.

**Model G150 suction gun**

17 oz. (503 cm<sup>3</sup>) capacity with 12 in. (304,8 mm) flex hose. Perfect for draining and filling differentials, clutches, power steering reservoirs and transmissions. Needs no priming. Features heavy-duty steel barrel, electro-static, corrosion-resistant finish and non-slip knurling.





### Fluid evacuator features

- Convenient manual or compressed air pump operation
- Integrated reservoir
- Large base with foot stabilizer
- Durable, chemical-resistant polyethylene construction
- Automatic overflow prevention
- Quick-drain pour spout

#### Model MV7400 fluid evacuator

Vacuum is created quickly and efficiently by manual pump operation, offering superior mobility by eliminating the need for electricity or compressed air. The MV7400 is ideal for draining fluids from reservoirs on boats, RVs, ATVs, snowmobiles, farm equipment or motorcycles. Includes accessories for draining engine oil or transmission fluid directly through the dipstick tubes.

#### Model MV7201 fluid evacuator plus

At the push of a button, this versatile unit changes from vacuum to pressure for evacuating or dispensing fluids. This functionality makes it ideal for draining tanks or reservoirs then pumping the used fluid back out for easy disposal. Multiple units work great – simply evacuate used fluids with one unit and then quickly refill with new fluid from a second. For superior mobility, the MV7201 utilizes a manual pump, so compressed air or electricity is not required. Accessories are included for draining engine oil or transmission fluid directly through the dipstick tubes.

#### Model MV7300 PneumatiVac

Operates on compressed air to create a powerful venturi vacuum for draining fluids from tanks and reservoirs. Compressed air hose attaches at base for stability. Includes accessories for draining engine oil or transmission fluid directly through the dipstick tubes. Also includes brake/clutch bleeding kit (model MVA7205) for vacuum bleeding hydraulic brake and clutch systems.

Fluid evacuator technical data			
Model	MV7400	MV7201	MV7300
Reservoir capacity	1.9 gal. (7.3 liter)	2.3 gal. (8.8 liter)	2.3 gal. (8.8 liter)
Maximum operating temperature	175 °F (80 °C)	175 °F (80 °C)	175 °F (80 °C)
Packaged weight	7.5 lbs. (3.4 kg)	10.0 lbs. (4.5 kg)	7.5 lbs. (3.4 kg)
Compressed air inlet size	–	–	1/4 in. NPT
Size (height x width x depth)	25 x 7.5 in. (height x diameter) (635 x 190 mm [height x diameter])	24 x 12.4 x 9.3 in. (610 x 315 x 235 mm)	24 x 12.4 x 9.3 in. (610 x 315 x 235 mm)

## Fuel transfer pump

Lincoln's model 1550 fuel transfer pump quickly delivers diesel, kerosene or mineral spirits from both mobile and stationary tanks. Its durable cast-iron housing, long-life, low-friction vanes, special seal design, UL-listed motor and stainless steel outlet adapter provide reliability in even the harshest environments.

The pump's unique, three-piece, telescoping pick-up tube is suitable for a wide range of tank depths and designs, and its 360-degree, locking bung enables the operator to properly position the pump.

### Model 1550 fuel transfer pump

- Self-priming, cast-iron pump
- Insulated, weatherproof design
- Stainless steel 90-degree hose adapter
- 1 in. (25,4 mm) pump inlet and outlet offer high flow rate
- 360-degree, locking bung for proper positioning
- Three-piece telescoping pick-up tube for varying tank depths
- Pre-wired, heavy-gauge, 18 ft. (5,5 m) cable for operator convenience
- 13 ft. (4 m), commercial-grade, kink-resistant, anti-static hose
- Long-life, low-friction polymer vanes provide extended service intervals



7

#### Fuel transfer pump technical data

<b>Model</b>	<b>1550</b>
<b>Voltage</b>	12 V DC
<b>Flow rate</b>	15 gal./min. (57 l/min.)
<b>Pump inlet/outlet</b>	1 in. (25,4 mm) NPT
<b>Hose connection</b>	3/4 in. (19 mm) NPT
<b>Power cord length</b>	18 ft. (5,5 m) with heavy-duty connectors
<b>Duty cycle</b>	30 min.
<b>Locking bung</b>	Yes
<b>Hose</b>	13 ft. x 3/4 in. ID (4 m x 19 mm ID)
<b>UL-listed motor</b>	Yes
<b>Inlet filter</b>	Yes
<b>Outlet adapter</b>	Stainless steel

Model 3675



## Fuel caddies

Fuel caddies are designed for the safe transfer and storage of fuel before, during and after repairs requiring the removal of a vehicle's fuel tank. They feature a portable yet stable, upright configuration and robust steel construction. Fuel is transferred using a bi-directional manual rotary pump installed on a leak-tested 25 gallon (95 liter) welded-steel reservoir. A 7 ft. (2.1 m) long wire-reinforced hose extending from the caddy can be snaked down the filler neck or through an alternative opening in the fuel tank. Additional features include an internal volume-level sight gauge, fire-screened vent cap, anti-spark aluminum skid pads, two 8 in. (203 mm) diameter rubber wheels, manual pour-in filler neck and safety ground wire.

Fuel is extracted or dispensed by turning the pump handle in forward or reverse directions.

### Model 3675 25 gallon (95 liter) fuel caddy

Designed for safety and convenience, tanks are 100% leak tested, while special components keep the unit grounded to reduce the risk of spark and fire. A fire-screened vent cap prevents pressurization.

### Model 3677 25 gallon (95 liter) fuel caddy with 2-way filter

Same as model 3675, but includes 2-way filter system to prevent fuel recontamination. The filter system (model 3612) installs under the handle and uses check valves to direct the flow of fuel in and out of the tank through two independent spin-on style filters. Filters are replaceable, standard 3/4 in. spin-on canister style.

Model 3677



## Features

- Premium 2-way rotary pump dispenses fuel at a rate of 1 gallon (4 liters) per 12 revolutions
- Specially designed for use with unleaded gasoline, kerosene and diesel fuels
- 100% leak-tested welded-steel tank
- Portable, tilt-to-roll design requires minimal floor space

**Fuel caddy technical data**

Model	3675	3677
Capacity	25 gal. (95 liter)	25 gal. (95 liter)
Reservoir material	Steel	Steel
Pump output – revolutions/gal. (liter)	12	12
Wheels (qty. 2)	8 in. (203 mm) diameter	8 in. (203 mm) diameter
Hose length	7 ft. (2 134 mm)	7 ft. (2 134 mm)
Size	22.5 x 20.5 x 44 in. (572 x 521 x 1 118 mm)	22.5 x 20.5 x 44 in. (572 x 521 x 1 118 mm)



Model 3612



Model 277464



Model 3602

**Optional accessories**

Model	Name	Description	Compatible with
3612	2-way filter system	Filters fuel through independent replaceable filters. Standard on model 3677; optional on model 3675	3675, 3677
277464	Replacement filter	1 in.-12 UNF spin-on style fuel filter, 3/4 in. (19 mm) opening	3612, 3677
3602	Magnetic tool tray	For use with metal drains to hold tools, small parts and fasteners	3601, 3614, 3617, 3618, 3650, 3652, 3675, 3677



*Model 60004*



*Model 600204*



*Model 85387*



*Model 600104*



*Model 815*



# Air line products and accessories

<b>Air couplers and nipples</b> . . . . .	<b>196</b>
<b>Blow guns, tire inflators and siphon sprayers</b> . . . . .	<b>199</b>
<b>Filters, lubricators, regulators and gauges</b> . . . . .	<b>201</b>
Single-unit air controls . . . . .	202
Modular air care preparation systems and accessories . . . . .	206
<b>AirCare systems accessories</b> . . . . .	<b>216</b>
<b>Air line equipment accessories</b> . . . . .	<b>219</b>

## Lincoln-style air couplers and nipples

Model 815 1/4 in. (f)



**Coupler and nipple can be joined without user pulling back on sleeve. A true quick-connect design!**

Lincoln air couplers provide split-second coupling of grease guns, impact wrenches, paint sprayers and other air-operated equipment. Air flow products from Lincoln have the features and durability you demand for your business.

- Positive action locking mechanism so coupler cannot be detached accidentally.
- Extra large air passage insures greater air flow.
- Automatic air check valve shuts off air instantly when uncoupled, providing leak-proof seal.
- Corrosion-resistant steel plug and stainless steel check and check spring for long service life.
- Free swiveling action prevents curling or kinking of air hose.

### Lincoln-style couplers and nipples for 1/4 in. ID

#### Models 815, 11659, 11660, 11661

250 psi (17 bar) maximum operating pressure. Extra-long stem of nipple and coupler body assures long service life, easy connections under severe operating conditions. Maximum air flow 52 scfm (1,5 sm<sup>3</sup>/min.) at 100 psi (7 bar). Model 815 length 2 1/2 in. (65 mm); diameter 1 1/16 in. (37 mm); weight 4 1/2 oz. (126 g).

**Note:** Model 11659 is available non-packaged for bulk orders as model 238394.

Model 815 cut-away 1/4 in. (f)



Model 11659 1/4 in. (m)  
Model 11660 1/8 in. (m)



Model 11661 1/4 in. (f)



## ARO-style couplers and nipples for 1/4 in. ID

### Models 5862, 13329, 13331

Fits ARO style nipples for 1/4 in. ID hose. Maximum operating pressure 300 psi (21 bar). 1/4 in. NPT (f) inlet. Maximum air-flow 38 scfm (1,1 sm<sup>3</sup>/min.) at 100 psi (7 bar). Length 2 in. (50,8 mm); diameter 1 1/8 in. (29 mm); weight 4 oz. (113 g).

## Automotive and Tru-Flate-style couplers and nipples for 3/8 in. ID

### Models 5874, 5875, 5876

Maximum operating pressure 300 psi (21 bar). Maximum airflow 100 scfm (170 sm<sup>3</sup>/min.) at 100 psi (7 bar). Length 2 3/8 in. (60,3 mm); diameter 1 in. (25,4 mm); weight 4.8 oz. (136 g).

## Universal coupler

### Model 5862

Fits all Automotive/Tru-Flate, ARO, and Industrial/Milton-style nipples for 1/4 in. ID hose. Maximum operating pressure 300 psi (21 bar). 1/4 in. NPT (f) inlet. Maximum air-flow 38 scfm (1,1 sm<sup>3</sup>/min.) at 100 psi (7 bar). Length 2 in. (50,8 mm); diameter 1 1/8 in. (29 mm); weight 4 oz. (113 g). Coupler and nipple can be joined without user pulling back on sleeve.

Model 5862




Model 13329 1/4 in. (f)



Model 13331 1/4 in. (f)



Model 5874 3/8 in. (f)



Model 5875 3/8 in. (m)



Model 5876 3/8 in. (f)





### Industrial and Milton-style couplers and nipples for 1/4 in. ID (63 series)

**Models 632004, 630104, 630204**

Maximum operating pressure 250 psi (17 bar). Maximum airflow 45 scfm (1,3 sm<sup>3</sup>/min.) at 100 psi (7 bar). Length 1 3/4 in. (44 mm); diameter 1 1/8 in. (29 mm); weight 3 oz. (85 g).



### Industrial-style couplers and nipples for 3/8 in. ID (64 series)

**Models 642006, 640104, 640204, 640106, 640206**

Maximum operating pressure 250 psi (17 bar). Maximum airflow 108 scfm (3,1 sm<sup>3</sup>/min.) at 100 psi (7 bar). Length 2 1/16 in. (52 mm); diameter 1 5/16 in. (49 mm); weight 6 oz. (170 g).



### Industrial-style couplers and nipples for 1/2 in. ID (65 series)

**Models 652008, 650108, 650208**

Maximum operating pressure 200 psi (14 bar). Maximum airflow 176 scfm (5 sm<sup>3</sup>/min.) at 100 psi (7 bar). Length 2 3/4 in. (70 mm); diameter 1 1/2 in. (38 mm); weight 9 oz. (255 g).



**Air couplers/nipples designation system**

xx	x	x	xx
Series	0 = nipple 2 = coupler	1 = male 2 = female	Thread size IN 1/16 in.

## Blow guns, tire inflators and siphon sprayers

### Blow guns

#### Model 840

- Handy thumb-button design provides ease of operation
- Brass stem and synthetic packaging for service life
- Addition of air nipple permits quick connect or disconnect
- 1/4 in. NPT (f) inlet; 7/64 in. outlet diameter

#### Model 950

- Same as model 840, except with air restricter
- Nozzle inlet maximum pressure 30 psi (2,1 bar) complies with Federal Safety Regulation 50-204.8 and OSHA 1910 242.B

#### Model 960

- Light-weight cast aluminum pistol grip
- 1/4 in. NPT (f) inlet; 7/64 in. outlet diameter; height 5 3/4 in. (146 mm)
- Nozzle inlet maximum pressure 30 psi (2,1 bar) complies with Federal Safety Regulation 50-204.8 and OSHA 1910 242.B

#### Model 940

- Same as model 960 less air restricter
- When used for large cleaning requirement or chip cleaning, regulated air pressure must not exceed federal recommended maximum

#### Model 5980

- Thumb control provides comfort and ease of operation
- 1/4 in. NPT (f) inlet; 1/8 in. NPT (f) outlet

#### Model 5990 rubber tip for blow guns

- Rubber tip will not scratch surfaces
- Fits models 840, 940 and 5980 blow guns, as well as many competitive models
- 1/8 in. NPT (m) threads

Model 840



Model 960



Model 5980



Model 5990





### Air-operated sprayers

#### Model 939

- Adjustable suction control varies fluid volume as needed.
- Strainer assembly in suction hose keeps out contaminants while assuring uninterrupted flow of fluid.
- 6 ft. (1,8 m) vinyl suction hose permits use with most any container from gallon jug to 55 gal. (208 liter) drum.
- Convenient addition of air coupler nipple permits quick coupling to any air hose.
- Rust and corrosion resistant – pistol grip handle includes brass stem and synthetic packing.
- Use with solvents or detergent solutions. Compatible with vinyl, aluminum and carbon steel.
- Standard air inlet 1/4 in. NPT (f).
- Powerful spray. Maximum operating pressure 200 psi (14 bar).



#### Model 5983

- Use with solvents or detergent solutions
- 1/4 in. NPT (f) inlet
- Maximum operating pressure 150 psi (10 bar)



### Tire accessories

#### Model 80423 tire inflator

- 12 in. (305 mm) hose extension provides extra-reach capacity.
- Tapered chuck nut allows inflator to fit wheel covers on cars and light trucks.
- Dual chuck permits use on trucks with dual tires.
- Includes model 11659 nipple for use with model 815 coupler. Maximum inlet pressure 200 psi (14 bar).
- 0 to 120 psi (0 to 8 bar) scale in 2 psi (0,14 bar) graduations.

#### Model 66951 air chuck

For inflating tire. 1/4 in. NPT (f) inlet.



### Self-coiling air hose

#### Model 84606

- Tough abrasive resistant material provides long service life.
- Coiled spring guards prevent kinking.
- 1/4 in. ID x 25 ft. (7,6 m) long – extra length for those hard-to-reach places.
- Working pressures up to 200 psi (14 bar). 1/4 in. NPT (m) fittings each end.

**Note:** Blow guns on page 189.

## Lincoln regulators, filters and lubricators

A well-planned compressed air system virtually ensures minimum pressure loss in the system, and the removal of contaminants: water, compressor oil, etc. An inefficient system results in higher costs per unit of compressed air, improper or erratic tool operation, shortened component life and reduced capacity. Lincoln provides individual components and combined component systems to give you the highest quality for your compressed air tool operations.

Changes in air pressure can affect the performance of air-powered equipment. Most equipment will operate beyond recommended pressure, but this causes excess torque, force and wear and wastes compressed air. Lincoln air regulators eliminate this problem by providing the consistent pressure required for each tool, ensuring maximum life and working efficiency for your pneumatic equipment.

Air filters are essential for proper performance of air powered tools, equipment and machinery. Lincoln filters are designed

to minimize water vapor and contaminants in the air supply. Install a large filter in the main distribution line immediately after the compression accumulator tank. Another smaller filter should be placed inline within 20 feet (6,1 meter) of the equipment it will protect. This ensures the removal of solid particles at point of use and most condensed moisture.

Most air-operated tools, equipment and components of air systems require oil lubrication for proper function and to ensure long service life. Lincoln air line lubricators are designed to meter precise amounts of lubricant into the air supply, improving the efficiency of cylinders, valves and air motors. Lubrication is automatically provided in a nearly constant oil-to-air ratio over a wide range of air flows. Air passing through the operated device is a very fine mist that can be carried over a long distance, serving more than one tool at a time.

Model 600003



Model 600103



## Miniature units

### Model 600003 miniature regulator

All brass construction with Buna N diaphragm. For 1/4 in. pipe size.  
 Maximum supply pressure:  
 300 psi (20,68 bar).  
 Reduced pressure range:  
 0 to 125 psi (0 to 8,62 bar).  
 Operating temperature range:  
 -40 to +180 °F (-40 to +82 °C).  
 Diameter 1 3/8 in. (35 mm), height 2 3/4 in. (70 mm), weight 1/2 lb. (0,23 kg)

### Model 600103 miniature filter

All brass construction with porous bronze filter (20 micron) element and shatter proof polycarbonate bowl. For 1/4 in. pipe size.  
 Maximum supply pressure:  
 200 psi (13,79 bar).  
 Maximum operating temperature:  
 120 °F (49 °C).  
 Diameter 1 9/16 in. (40 mm), height 4 in. (102 mm), weight 3/8 lb. (0,17 kg)

Model 600203



Model 602203



### Model 600203 miniature lubricator

All brass construction with shatterproof polycarbonate bowl. For 1/4 in. pipe size.  
 Maximum supply pressure:  
 200 psi (13,79 bar).  
 Maximum operating temperature:  
 120 °F (49 °C).  
 Oil viscosity limitation not over 800 S.S.U. [SAE #30 not under 85 °F (29,4 °C)].  
 Diameter 1 9/16 in. (40 mm), height 4 3/8 in. (111 mm), weight 1/4 lb. (0,11 kg)

### Model 602203 miniature lubricator

Aluminum construction with shatterproof polycarbonate bowl. For 1/4 in. pipe size.  
 Maximum supply pressure:  
 150 psi (10,3 bar).  
 Maximum operating temperature:  
 125 °F (52 °C).  
 Diameter 1.45 in. (37 mm), height 5.23 in. (133 mm), weight 0.3 lb. (0,14 kg)

### Model 85672 miniature filter-regulator with gauge-lubricator

For 1/4 in. pipe size.  
 Maximum supply pressure:  
 150 psi (10,3 bar)  
 Operating temperature range:  
 0 to +150 °F (-18 to +66 °C).  
 Diameter 1.45 in. (37 mm), height 5.23 in. (133 mm), weight 1.23 lbs. (0,6 kg)

### Model 85674 miniature filter-lubricator

For 1/4 in. pipe size.  
 Maximum supply pressure:  
 150 psi (10,3 bar)  
 Operating temperature range:  
 0 to +125 °F (-18 to +52 °C).  
 Diameter 1.45 in. (37 mm), height 5.23 in. (133 mm), weight 0.9 lbs. (0,4 kg)

Model 85672



Model 85674





## Gauges

### Model 66100 gauge

Registers pressures up to 200 psi (13,79 bar). Dial diameter 2 in. (50,8 mm). 1/4 in. NPT (m) bottom connection. Calibrated both in psi and kg/cm<sup>2</sup>.

### Model 66101 gauge

Same as model 66100 except 1/8 in. NPT (m) bottom connection.

### Model 600401 gauge

Same as model 66100 except with 1/4 in. NPT center back connection.

### Model 66111 gauge

Same as model 66100 except registers to 5 000 psi (345 bar).



### Air line equipment accessories – pressure gauges

Available in 1/8 and 1/4 in. NPT back and bottom connections

Model	Regulator size	Gauge size		Connection	Maximum pressure	
		in.	mm		psi	bar
247843	1/4 and 3/8	1 1/2		1/8 NPT (back)	0 to 160	0 to 11
247844	1/2, 3/4 and 1	2	51	1/4 NPT (back)	0 to 160	0 to 11
247863	1/2, 3/4 and 1	2	51	1/4 NPT (back)	0 to 300	0 to 20
66100	–	2	51	1/4 NPT (bottom)	0 to 200	0 to 14
66101	–	2	51	1/8 NPT (bottom)	0 to 200	0 to 14
600401	–	2	51	1/4 NPT (back)	0 to 200	0 to 14
66111	–	2	51	1/4 NPT (bottom)	0 to 5 000	0 to 345




### Regulators

Die-cast zinc construction with stainless steel strainer and renewable brass seat. Diaphragm and disc are oil-resistant Buna-N. Secondary pressure side gauge connections are 1/4 in. NPT (f) and are sealed with removable pipe plugs. Maximum supply pressure is 300 psi (20,68 bar) for all sizes

listed. Operating range 0 to 250 psi (0 to 17,24 bar). Operating temperature range is 40 to 120 °F (4 to 49 °C).

#### Regulators

Model	Size	Dimensions				Weight					
		A		B		C		D		lbs.	kg
–	in.	in.	mm	in.	mm	in.	mm	in.	mm		
600004	1/4	3	76	6	152	1 3/8	35	2 3/8	60	1.8	0,8
600006	3/8	3	76	6	152	1 3/8	35	2 3/8	60	1.8	0,8
600008	1/2	3 9/16	90	7	178	1 1/2	38	3 1/4	83	2.8	1,3
600012	3/4	4 11/16	119	10	254	1 7/8	48	4 3/8	111	6.2	2,8
600016	1	4 11/16	119	10	254	1 7/8	48	4 3/8	111	6.2	2,8



### Filters

Constructed of die-cast zinc with 40 micron filter element of porous bronze. Metal bowl with sight glass. Maximum supply pressure 250 psi (17,24 bar). Maximum temperature 150 °F (66 °C).

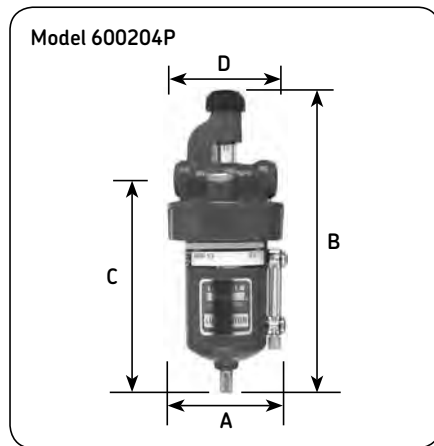
#### Filters

Model	Size	Capacity size		Dimensions				Weight					
		oz.	cm3	A		B		C		D		lbs.	kg
–	in.			in.	mm	in.	mm	in.	mm	in.	mm		
600104P	1/4	5	142	2 15/16	75	5 5/8	143	5 1/8	130	2 13/16	71,4	1.8	0,8
600106P	3/8	5	142	2 15/16	75	5 5/8	143	5 1/8	130	2 13/16	71,4	1.8	0,8
600108P	1/2	8	227	3 3/4	95	6 1/4	159	5 5/8	143	2 13/16	71,4	2.8	1,3
600112	3/4	16	454	4 7/8	124	8 3/4	222	7 3/4	197	4 9/16	116	6.3	2,9
600116	1	16	454	4 7/8	124	8 3/4	222	7 3/4	197	4 9/16	116	6.3	2,9

## Lubricators

Constructed of die-cast zinc. Metal bowl with sight glass. Maximum supply pressure 250 psi (17,24 bar). Maximum temperature 150 °F (66 °C). Oil viscosity maximum not over 800 S.S.U. [SAE #30 not under 85 °F (29,4 °C)].

**Note:** Oil adjustment may be made tamper-proof by removing “dial set” knob on all models. All sizes may be filled while under pressure.



### Lubricators

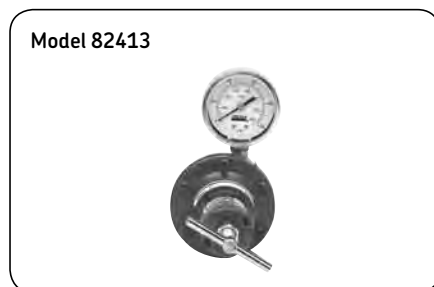
Model	Size	Capacity size		Dimensions A		B		C		D		Weight	
		in.	oz.	cm3	in.	mm	in.	mm	in.	mm	in.	mm	lbs.
600204P	1/4	5	142	2 15/16	75	7 5/8	194	5 5/8	143	2 13/16	71,4	2.2	1
600206P	3/8	5	142	2 15/16	75	7 5/8	194	5 5/8	143	2 13/16	71,4	2.2	1
600208P	1/2	8	227	3 3/4	95	8 1/8	206	5 3/4	146	2 13/16	71,4	3.3	1,5
600212	3/4	16	454	4 7/8	124	10 1/2	267	7 7/8	200	4 9/16	116	4.2	1,9
600216	1	16	454	4 7/8	124	10 1/2	267	7 7/8	200	4 9/16	116	4.2	1,9

### Model 82413 control assembly

Includes model 66100 gauge and model 600004 regulator. Inlet and outlet 1/4 in. NPT (f).

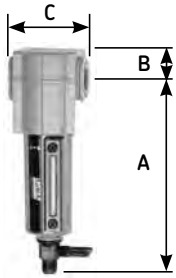
### Model 600301 automatic drain conversion kit

Converts manual drain filter to automatic drain. Increases filter efficiency and eliminates problem of manual draining.



# Lincoln's modular AirCare regulators, filters and lubricators

- Modular components snap into place for quick assembly and service
- Wide selection of sizes, styles and capacities to meet specific application requirements



Model 602108

### Modular air line filters

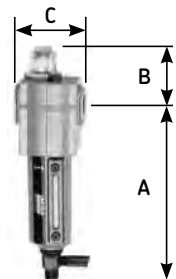
Model	Maximum pressure		Temperature range		Material of construction		Material	Element particle size
	psi	bar	°F	°C	Body	Bowl		
–	–	–	–	–	–	–	–	μ
602104	250	17	0 to 150	–18 to +66	Zinc	Zinc	Sintered polypropylene	40
602106	250	17	0 to 150	–18 to +66	Zinc	Zinc	Sintered polypropylene	40
602108	250	17	0 to 175	–18 to +79	Aluminum	Aluminum	Sintered polypropylene	40
602109	250	17	0 to 175	–18 to +79	Aluminum	Aluminum	Sintered polypropylene	40



Model 602008

### Modular air line regulators

Model	Maximum pressure		Temperature range		Material of construction				Secondary connections
	psi	bar	°F	°C	Body	Bonnet	Valve seal	Bottom plug	
–	–	–	–	–	–	–	–	–	in.
602004	300	21	0 to 150	–18 to +66	Zinc	Acetal	Brass nitrile	Acetal	1/8 NPT (f)
602005	300	21	0 to 150	–18 to +66	Zinc	Acetal	Brass nitrile	Acetal	1/8 NPT (f)
602006	300	21	0 to 150	–18 to +66	Zinc	Acetal	Brass nitrile	Acetal	1/8 NPT (f)
602007	300	21	0 to 175	–18 to +79	Aluminum	Aluminum	Brass nitrile	Acetal	1/4 NPT (f)
602008	300	21	0 to 175	–18 to +79	Aluminum	Aluminum	Brass nitrile	Acetal	1/4 NPT (f)
602009	300	21	0 to 175	–18 to +79	Aluminum	Aluminum	Brass nitrile	Acetal	1/4 NPT (f)



Model 602208

### Modular air line lubricators


Model	Maximum pressure		Temperature range		Material of construction		
	psi	bar	°F	°C	Body	Bowl	Sight feed dome
–	–	–	–	–	–	–	–
602204	250	17	0 to 150	–18 to +66	Zinc	Zinc	Transparent nylon
602206	250	17	0 to 150	–18 to +66	Zinc	Zinc	Transparent nylon
602208	250	17	0 to 175	–18 to +79	Aluminum	Aluminum	Transparent nylon

Recommended lubricants: misting type oil 50 to 200 SSU (ISO Grade 7 to 46) at 100 °F (38 °C)  
Transparent nylon liquid level indicator lens

Model	Drain type	Size PTF	Dimensions						Diameter		Weight	
			A		B		C		in.	mm	lbs.	kg
–	–	in.	in.	mm	in.	mm	in.	mm	in.	mm	lbs.	kg
602104	Manual	1/4	5.27	134	0.75	19	1.98	50	1.91	49	1.1	0,5
602106	Manual	3/8	5.27	134	0.75	19	1.98	50	1.91	49	1.1	0,5
602108	Manual	1/2	6.95	177	1.00	25	3.15	80	2.89	73	1.8	0,8
602109	Automatic	1/2	6.35	161	1.00	25	3.15	80	2.89	73	1.8	0,8

Model	Pressure range		Connection NPT (f)	Dimensions						Adjuster	Weight			
	psi	bar		A		B		C			in.	mm	lbs.	kg
–	psi	bar	in.	in.	mm	in.	mm	in.	mm	in.	mm	–	lbs.	kg
602004	5 to 150	0,3 to 10	1/4	4.0	102	1.31	33	2.0	51	3.2	81	T-handle	0.8	0,4
602005	5 to 150	0,3 to 10	1/4	2.88	73	1.31	33	2.0	51	3.2	81	Knob	0.8	0,4
602006	5 to 150	0,3 to 10	3/8	4.0	102	1.31	33	2.0	51	3.2	81	T-handle	0.8	0,4
602007	5 to 150	0,3 to 10	3/8	2.88	73	1.31	33	2.0	51	3.2	81	Knob	0.8	0,4
602008	10 to 250	0,7 to 17	1/2	5.95	151	1.69	43	3.15	80	5.1	130	T-handle	1.77	0,8
602009	5 to 150	0,3 to 10	1/2	5.0	127	1.69	43	3.15	80	5.1	130	Knob	1.77	0,8

Model	Connection NPT (f)	Bowl capacity		Dimensions						Diameter		Weight	
		oz.	ml	A		B		C		in.	mm	lbs.	kg
–	in.	oz.	ml	in.	mm	in.	mm	in.	mm	in.	mm	lbs.	kg
602204	1/4	2.0	57	5.27	134	1.63	41	1.98	50	1.91	49	1.1	0,5
602206	3/8	2.0	57	5.27	134	1.63	41	1.98	50	1.91	49	1.1	0,5
602208	1/2	7.0	198	6.95	177	2.12	54	3.15	80	2.89	73	1.6	0,7

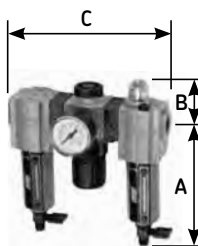


Model 602138

**Integrated/modular filter/regulator with gauge**

Model	Maximum pressure		Temperature range		Element particle size μ	Pressure range	
	psi	bar	°F	°C		psi	bar
602134	250	17	0 to 150	-18 to +66	40	5 to 150	0,3 to 10
602136	250	17	0 to 150	-18 to +66	40	5 to 150	0,3 to 10
602138	250	17	0.3 to 10	-18 to -12	40	5 to 150	0,3 to 10

Can be used with other AirCare modular components.



Model 85387-8

**Modular air line combination units: filter-regulator with gauge-lubricator**

Model	Maximum pressure		Temperature range		Element particle size μ	Pressure range		Capacity size	
	psi	bar	°F	°C		psi	bar	oz.	ml
85387-4	250	17	0 to 150	-18 to +66	40	5 to 150	0,3 to 10	2.0	57
85387-6	250	17	0 to 150	-18 to +66	40	5 to 150	0,3 to 10	2.0	57
85387-8	250	17	0 to 175	-18 to +79	40	5 to 150	0,3 to 10	7.0	198

Transparent nylon liquid level indicator lens.

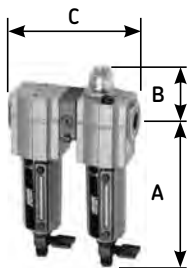


Model 85388-8

**Modular air line combination units: filter-regulator with gauge**

Model	Maximum pressure		Temperature range		Element particle size μ	Pressure range	
	psi	bar	°F	°C		psi	bar
85388-4	250	17	0 to 150	-18 to +66	40	5 to 150	0,3 to 10
85388-6	250	17	0 to 150	-18 to +66	40	5 to 150	0,3 to 10
85388-8	250	17	0 to 175	-18 to +79	40	5 to 150	0,3 to 10

Transparent nylon liquid level indicator lens.



Model 85389-8

**Modular air line combination units: filter-lubricator**

Model	Maximum pressure		Temperature range		Element particle size μ	Capacity size	
	psi	bar	°F	°C		oz.	ml
85389-8	250	17	0 to 175	-18 to +79	40	7.0	198


Transparent nylon liquid level indicator lens.

Model	Drain type	Size PTF	Dimensions						Diameter		Weights	
			A		B		C		in.	mm	lbs.	kg
–	–	in.	in.	mm	in.	mm	in.	mm	in.	mm	lbs.	kg
602134	Manual	1/4	5.27	134	2.89	73	1.98	50	3.29	84	1.2	0,5
602136	Manual	3/8	5.27	134	2.89	73	1.98	50	3.29	84	1.2	0,5
602138	Manual	1/2	6.95	177	4.98	127	3.15	80	5.10	130	2.6	1,2

Model	Drain type	Size PTF	Dimensions				C		Weights	
			A		B		in.	mm	lbs.	kg
–	–	in.	in.	mm	in.	mm	in.	mm	lbs.	kg
85387-4	Manual	1/4	5.27	134	1.63	41	6.46	164	3.3	1,5
85387-6	Manual	3/8	5.27	134	1.63	41	6.46	164	3.3	1,5
85387-8	Manual	1/2	6.95	177	2.12	54	10.52	267	6.2	2,8

Model	Drain type	Size PTF	Dimensions				C		Weights	
			A		B		in.	mm	lbs.	kg
–	–	in.	in.	mm	in.	mm	in.	mm	lbs.	kg
85388-4	Manual	1/4	5.27	134	1.31	33	4.22	107	2.0	1,0
85388-6	Manual	3/8	5.27	134	1.31	33	4.22	107	2.0	1,0
85388-8	Manual	1/2	6.95	177	1.69	43	6.84	174	4.2	2,0

Model	Drain type	Size PTF	Dimensions				C		Weights	
			A		B		in.	mm	lbs.	kg
–	–	in.	in.	mm	in.	mm	in.	mm	lbs.	kg
85389-8	Manual	1/2	6.95	177	2.12	54	6.84	174	3.8	1,7

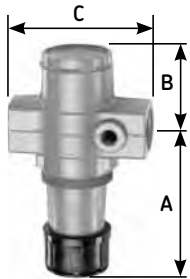


Model 602112

High-capacity air line filters

Model	Maximum pressure		Temperature range		Material of construction		Material	Element particle size
	psi	bar	°F	°C	Body	Bowl		
–	–	–	–	–	–	–	–	μ
602112	250	17	0 to 175	–18 to +79	Aluminum	Aluminum	Sintered bronze	50
602113	250	17	0 to 175	–18 to +79	Aluminum	Aluminum	Sintered bronze	50
602116	250	17	0 to 175	–18 to +79	Aluminum	Aluminum	Sintered bronze	50
602117	250	17	0 to 175	–18 to +79	Aluminum	Aluminum	Sintered bronze	50

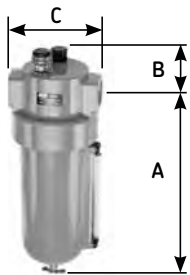
Bowl is aluminum with Pyrex sight glass (liquid level indicator).



Model 602013

High-capacity air line regulators

Model	Maximum pressure		Temperature range		Material of construction			Bottom plug	Secondary Connections
	psi	bar	°F	°C	Body	Bonnet	Valve seal		
–	–	–	–	–	–	–	–	–	in.
602012	300	21	0 to 175	–18 to +79	Aluminum	Aluminum	Aluminum/nitrile	Aluminum	1/4 NPT (f)
602013	300	21	0 to 175	–18 to +79	Aluminum	Aluminum	Aluminum/nitrile	Aluminum	1/4 NPT (f)
602016	300	21	0 to 175	–18 to +79	Aluminum	Aluminum	Aluminum/nitrile	Aluminum	1/4 NPT (f)

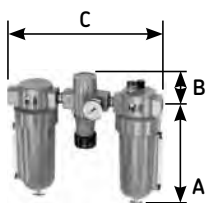


Model 602212

High-capacity air line lubricators

Model	Maximum pressure		Temperature range		Material of construction		
	psi	bar	°F	°C	Body	Bowl	Sight feed dome
–	–	–	–	–	–	–	–
602212	250	17	0 to 175	–18 to +79	Aluminum	Aluminum	Transparent nylon
602216	250	17	0 to 175	–18 to +79	Aluminum	Aluminum	Transparent nylon

Recommended lubricants: misting type oil 50 to 200 SSU (ISO Grade 7 to 46) at 100 °F (38 °C)  
Bowl is aluminum with Pyrex liquid level indicator



Model 85387-12

High-capacity air line combination units: high-capacity filter-regulator with gauge-lubricator

Model	Maximum pressure		Temperature range		Element particle size	Pressure range		Capacity size	
	psi	bar	°F	°C		psi	bar	oz.	ml
–	–	–	–	–	μ	–	–	–	–
85387-12	250	17	0 to 175	–18 to +79	50	5 to 125	0,3 to 8,6	32	946
85387-16	250	17	0 to 175	–18 to +79	50	5 to 125	0,3 to 8,6	32	946

Pyrex liquid level indicator

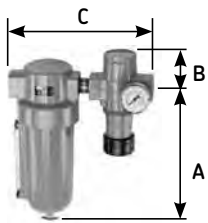


Model	Drain type	Size PTF	Dimensions						Diameter		Weights	
			A		B		C		in.	mm	lbs.	kg
–	–	in.	in.	mm	in.	mm	in.	mm	in.	mm	lbs.	kg
<b>602112</b>	Manual	3/4	10.44	265	1.25	32	4.75	121	5.52	140	4.1	1,9
<b>602113</b>	Automatic	3/4	10.06	256	1.25	32	4.75	121	5.52	140	4.1	1,9
<b>602116</b>	Manual	1	10.44	265	1.25	32	4.75	121	5.52	140	4.1	1,9
<b>602117</b>	Automatic	1	10.06	256	1.25	32	4.75	121	5.52	140	4.1	1,9

Model	Pressure range		Connections NPT (f)	Dimensions				Diameter		Adjuster	Weights			
	psi	bar		A		B		C			in.	mm	lbs.	kg
–	psi	bar	in.	in.	mm	in.	mm	in.	mm	in.	mm	–	lbs.	kg
<b>602012</b>	10 to 250	0,7 to 17	3/4	5.69	145	2.38	60	4.25	108	2.38	60	T-handle	2.5	1,1
<b>602012</b>	5 to 150	0,3 to 10	3/4	4.71	120	2.38	60	4.25	108	2.38	60	Knob	2.5	1,1
<b>602016</b>	10 to 250	0,7 to 17	1	5.69	145	2.38	60	4.25	108	2.38	60	T-handle	2.5	1,1

Model	Connections NPT (f)	Bowl capacity		Dimensions				Diameter		Weights			
		oz.	ml	A		B		C		in.	mm	lbs.	kg
–	in.	oz.	ml	in.	mm	in.	mm	in.	mm	in.	mm	lbs.	kg
<b>602212</b>	3/4	32	946	10.24	260	2.22	56	4.5	114	5.52	140	3.6	1,6
<b>602216</b>	1	32	946	10.24	260	2.22	56	4.5	114	5.52	140	3.6	1,6

Model	Drain type	Size PTF	Dimensions				Diameter		Weights			
			A		B		C		in.	mm	lbs.	kg
–	–	in.	in.	mm	in.	mm	in.	mm	in.	mm	lbs.	kg
<b>85387-12</b>	Manual	3/4	10.44	265	2.22	56	14.75	375	10.6	4,8	10.6	4,8
<b>85387-16</b>	Manual	1	10.44	265	2.22	56	14.75	375	10.6	4,8	10.6	4,8

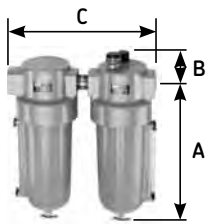


High-capacity air line combination units: filter-regulator with gauge

Model	Maximum pressure		Temperature range		Element particle size	Pressure range	
	psi	bar	°F	°C		psi	bar
85388-12	250	17	0 to 175	-18 to +79	50	5 to 125	0,3 to 8,6

Pyrex liquid level indicator

Model 85388-12

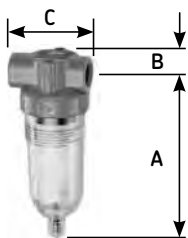


High-capacity air line combination units: filter-lubricator

Model	Maximum pressure		Temperature range		Element particle size	Capacity size	
	psi	bar	°F	°C		oz.	ml
85389-12	250	17	0 to 175	-18 to +79	50	32	946
85389-16	250	17	0 to 175	-18 to +79	50	32	946

Pyrex liquid level indicator

Model 85389-12



Miniature air line components: air line filter

Model	Maximum pressure		Temperature range		Material of construction		Material	Element particle size
	psi	bar	°F	°C	Body	Bowl		
602103	150	10,3	0 to 125	-18 to +52	Zinc	Polycarbonate	Porous polypropylene	50

Model 602103



Miniature air line components: air line regulator

Model	Maximum pressure		Temperature range		Material of construction			Bottom plug	Secondary Connections
	psi	bar	°F	°C	Body	Bonnet	Valve seal		
602003	300	21	0 to 150	-18 to +66	Zinc	Acetal	Brass/nitrile	Acetal	1/8 NPT (f)

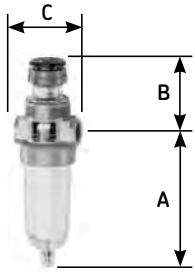
Model 602003

Model	Drain type	Port size PTF	Dimensions						Diameter		Weights	
			A	B	C				in.	mm	lbs.	kg
–	–	in.	in.	mm	in.	mm	in.	mm	in.	mm	lbs.	kg
<b>85388-12</b>	Manual	3/4	10.44	265	2.38	60	10	254	5.52	140	6.9	3,1

Model	Drain type	Size PTF	Dimensions						Diameter		Weights	
			A	B	C				in.	mm	lbs.	kg
–	–	in.	in.	mm	in.	mm	in.	mm	in.	mm	lbs.	kg
<b>85389-12</b>	Manual	3/4	10.44	265	2.22	56	10.25	260	5.52	140	7.8	3,5
<b>85389-16</b>	Manual	1	10.44	265	2.22	56	10.25	260	5.52	140	7.8	3,5

Model	Drain type	Size PTF	Dimensions						Diameter		Weights	
			A	B	C				in.	mm	lbs.	kg
–	–	in.	in.	mm	in.	mm	in.	mm	in.	mm	lbs.	kg
<b>602103</b>	Manual	1/4	3.25	83	0.38	10	1.63	41	1.45	37	0.3	0,14

Model	Pressure range		Connection NPT (f)	Dimensions						Diameter	Adjuster	Weights		
	psi	bar		A	B	C						in.	mm	lbs.
–	psi	bar	in.	in.	mm	in.	mm	in.	mm	in.	mm	–	lbs.	kg
<b>602003</b>	5 to 100	0,3 to 7	1/4	2.52	64	0.39	10	1.63	41	1.45	37	Knob	0.3	0,14



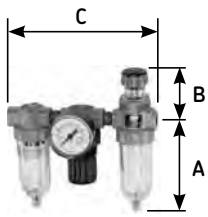
**Miniature air line components: air line lubricator**

Model	Maximum pressure		Temperature range		Material of construction		
	psi	bar	°F	°C	Body	Bowl	Sight feed dome
–					–	–	–

<b>602203</b>	150	10,3	0 to 125	–18 to +52	Aluminum	Polycarbonate	Transparent nylon
---------------	-----	------	----------	------------	----------	---------------	-------------------

Recommended lubricants: misting type oil 50 to 200 SSU (ISO Grade 7 to 46) at 100 °F (38 °C)

**Model 602203**




**Miniature air line combination units: filter-regulator with gauge-lubricator**

Model	Maximum pressure		Temperature range		Element particle size	Pressure range		Capacity size	
	psi	bar	°F	°C		psi	bar	oz.	ml
–					μ				

<b>85672</b>	150	10,3	0 to 150	–18 to +66	50	5 to 100	0,3 to 7	1.0	28
--------------	-----	------	----------	------------	----	----------	----------	-----	----

**Model 85672**



**Miniature air line combination units: filter-lubricator**

Model	Maximum pressure		Temperature range		Element particle size	Capacity size	
	psi	bar	°F	°C		oz.	ml
–					μ		

<b>85674</b>	150	10,3	0 to 125	–18 to +52	5	1.0	28
--------------	-----	------	----------	------------	---	-----	----

**Model 85674**

Model	Connection NPT (f)	Bowl capacity		Dimensions				Diameter				Weights	
		oz.	ml	A		B		C		Diameter		lbs.	kg
–	in.			in.	mm	in.	mm	in.	mm	in.	mm		
602203	1/4	1.0	28	3.25	83	1.98	50	1.63	41	1.45	37	0.3	0,14

Model	Drain type	Size PTF	Dimensions				Diameter				Weights	
			A		B		C		Diameter		lbs.	kg
–	–	in.	in.	mm	in.	mm	in.	mm	in.	mm		
85672	Manual	1/4	3.25	83	1.98	50	5.61	143	1.45	37	1.3	0,6

Model	Drain type	Size PTF	Dimensions				Diameter				Weights	
			A		B		C		Diameter		lbs.	kg
–	–	in.	in.	mm	in.	mm	in.	mm	in.	mm		
85674	Manual	1/4	3.25	83	1.98	50	3.66	93	1.45	37	0.9	0,4

## AirCare systems accessories

### Modular air line equipment accessories

#### Lockout valve

Install in-line or modular with other AirCare products to help conform to OSHA lockout regulations. In the closed position, valves block inlet air flow and exhaust downstream air.



#### Lock-out valve

Model	Modular use	In-line use	Maximum pressure		Temperature range	
			psi	bar	°F	°C
–	in.	in.				
<b>247770</b>	1/4 modular	1/4	250	17	0 to 150	-18 to +66
<b>247771</b>	3/8 modular	3/8	250	17	0 to 150	-18 to +66
<b>247772</b>	1/2 modular	1/2	250	17	0 to 150	-18 to +66



#### Quick clamp

Use with modular air line components to provide modular installation capability. Flanges on the products slide into “v” grooves in the quick clamp. Two face-sealing o-rings in the quick clamp provide an air tight connection when the clamp is closed.

#### Quick clamp

Model	Modular size	Dimensions	
		in.	mm
–	in.		
<b>247782</b>	1/4 and 3/8	1.5	38
<b>247783</b>	1/2 and 3/4	2.0	51

## Quick clamp wall mounting bracket

Use with quick clamp to provide secure mounting to a wall, machine panel or other flat surface.

## Quick mount pipe adapters

Use with quick clamp to provide threaded connections to the system piping.

## Manifold block

Installs with quick clamps. Ports are threaded pipe to provide manifolding capability for up to three components.

### Quick clamp wall mounting bracket

Model	Modular size	Dimensions		B		C	
		A		in.	mm	in.	mm
–	in.	in.	mm	in.	mm	in.	mm
<b>247792</b>	1/4 and 3/8	2.32	59	0.55	14	2.91	74
<b>247793</b>	1/2 and 3/4	3.25	83	0.95	24	4.0	102

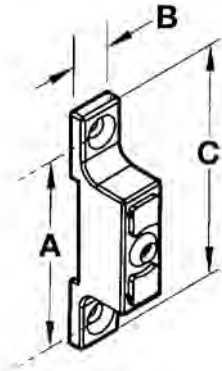
### Quick mount pipe adapters

Model	Modular use	Size
–	in.	in.
<b>247787</b>	3/8 modular	3/8
<b>247789</b>	1/2 and 3/4 modular	3/8
<b>247791</b>	1/2 and 3/4 modular	3/4

### Manifold block

Model	Size	Modular size	Dimensions		B	
			A		in.	mm
–	in.	in.	in.	mm	in.	mm
<b>247795</b>	3/4	1/2 and 3/4	2.27	57.8	3.15	80

Model 247792



Model 247787



Model 247795



Model 247797



## Pressure switch

Monitors air pressure and provides an electrical signal when the pressure drops below or exceeds the preset pressure. Installs between two quick clamps. Also provides three additional 1/4 in. auxiliary outlets.

### Pressure switch

Model	Modular size	Maximum pressure		Temperature range		Adjustment range	
		psi	bar	°F	°C	psi	bar
247797	1/2 and 3/4	250	17	0 to 150	-18 to +66	30 to 150	2 to 10

Model 247777



## Tamper resistant cover and seal wire

Install on the adjusting knob of regulators to help prevent unauthorized adjustment of the pressure setting.

### Tamper resistant cover and seal wire

Model	Modular size
–	in.
247777	1/4 and 3/8
247778	1/2 and 3/4

Model 247775



## Wall mount bracket

Use to secure modular air line components to a wall, machine panel or other flat surface.

### Wall mount bracket

Model	Modular size
–	in.
247775	1/4 and 3/8
247776	1/2 and 3/4



## Air line equipment accessories

### Mounting bracket and nut – miniature

Use to secure modular air line components to a wall, machine panel or other flat surface.

#### Mounting bracket and nut – miniature

Model	Component
247774	All regulators and lubricators

Model 247774



### Pressure gauges

Available in 1/8 in. NPT and 1/4 in. NPT back connection.

#### Pressure gauges

Model	Regulator size	Gauge size	Connection	Maximum pressure	
				psi	bar
–	in.	in.	in.		
247843	1/4 and 3/8	1 1/2	1/8 NPT	0 to 160	0 to 11
247844	1/2, 3/4 and 1	2	1/4 NPT	0 to 160	0 to 11
247863	1/2, 3/4 and 1	2	1/4 NPT	0 to 300	0 to 20

Model 247843





*Model G150*



*Model G503*



*Model G524*



*Model 846*

# Miscellaneous

Suction guns, oilers and measurers ..... 222

Water controls ..... 223



## Suction guns

### Model 615

Holds up to 18 oz. (532 cm<sup>3</sup>) of fluid. Flexible nozzle for transmission, differential or oil filter service. Precision follower fitted to barrel for superior suction and is impervious to oil, grease and water. Finished in rust-resistant, powder coated blue paint.

### Model G150 suction gun

17 oz. (503 cm<sup>3</sup>) capacity with 12 in. (304,8 mm) flex hose. Perfect for draining and filling differentials, clutches, power steering reservoirs and transmissions. Needs no priming. Features heavy-duty steel barrel, electro-static, corrosion-resistant finish and non-slip knurling.



## Oilers and measurers



### Oiler cans

Guardian offers oilers in a variety of sizes with rigid or flexible spouts to fit your needs.

#### Oiler cans

Model	Description
G502	6 oz. (170 ml), rigid spout
G503	6 oz. (170 ml), flexible spout
G504	12 oz. (340 ml), rigid spout
G507	16 oz. (454 ml), flexible spout



### Flexible spout measures

Guardian's flexible spout measures are designed for one-hand operation. Thumb-operated valve controls flow. 14 in. (355,6 mm) flexible spout with tapered tip swings into the necessary angle for hard-to-reach spots. Recessed bottom drains fully and guards against puncture. Rolled-edge top helps prevent spilling.

#### Flexible spout measures

Model	Description	
–	qt.	liter
G524	4	3,8
G525	5	4,7
G528	8	7,6



# Water controls

## Water controls

### Model 846 water bibbcock

For attaching to water service hose.

- 1/4 in. NPT (f) inlet
- Thumb-action trigger. Built-in strainer filters out contaminants.

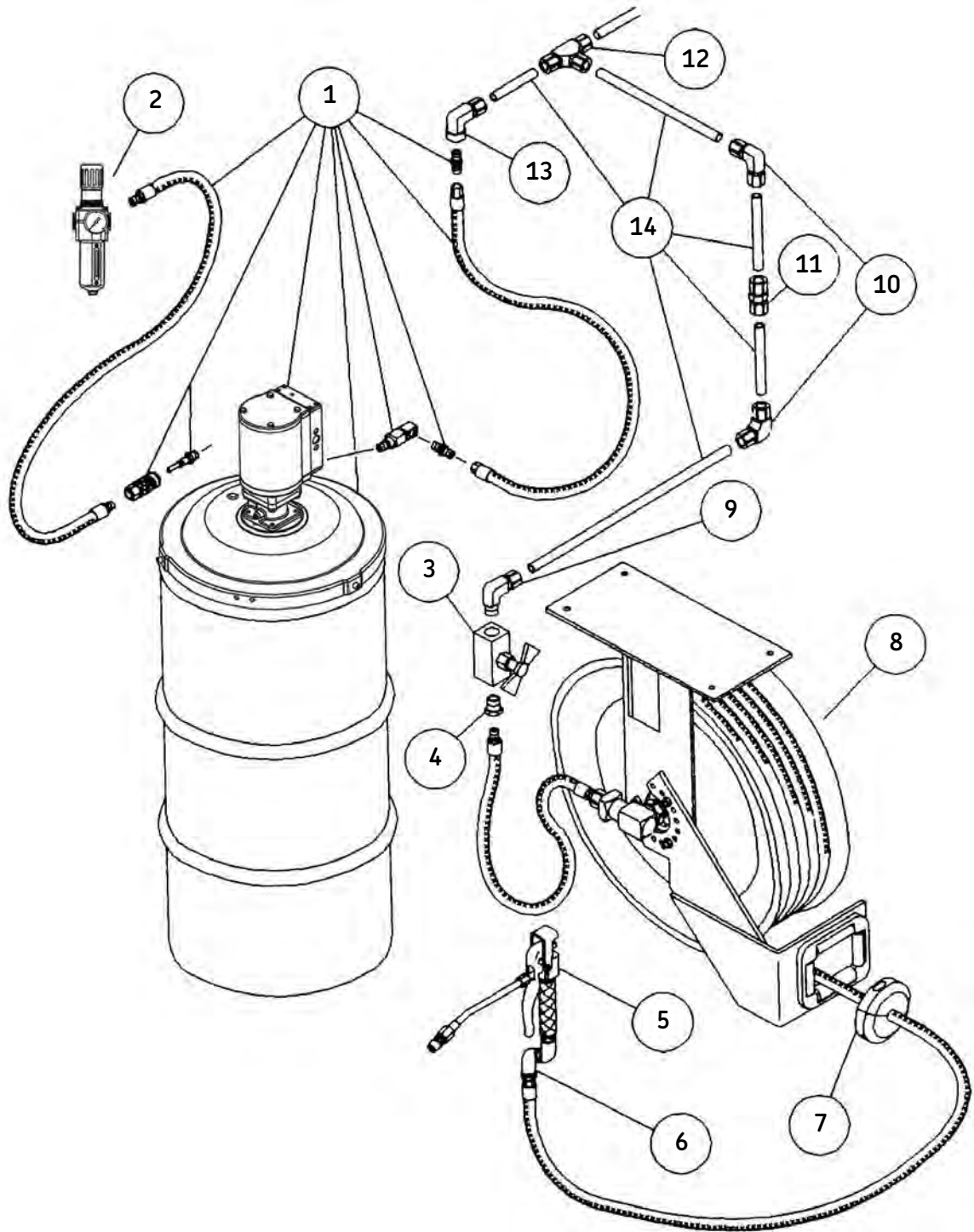
### Model 845 water bibbcock

Same as model 846 except 3/4 – 1 1/2 in. AN inlet connects to standard lawn hose.



## Air/water accessories

Model	Description	Style
–	in.	–
815	1/4 (f) air coupler	Lincoln “long stem”
845	3/4 – 1 1/2 AN inlet	Connects to standard lawn hose
846	1/4 (f) water bibbcock	Low-pressure water
11659	1/4 (m) air nipple	Lincoln “long stem”
66951	1/4 (f) tire chuck	Standard tire chuck



*Typical installation, chassis grease*

# Typical installations

- Bulk oil systems, motor oil . . . . . 226
- Chassis grease . . . . . 228
- Pump and reel . . . . . 230
- Typical fast lube systems . . . . . 232
- Lubrication truck accessories . . . . . 234
- Two oil products . . . . . 236

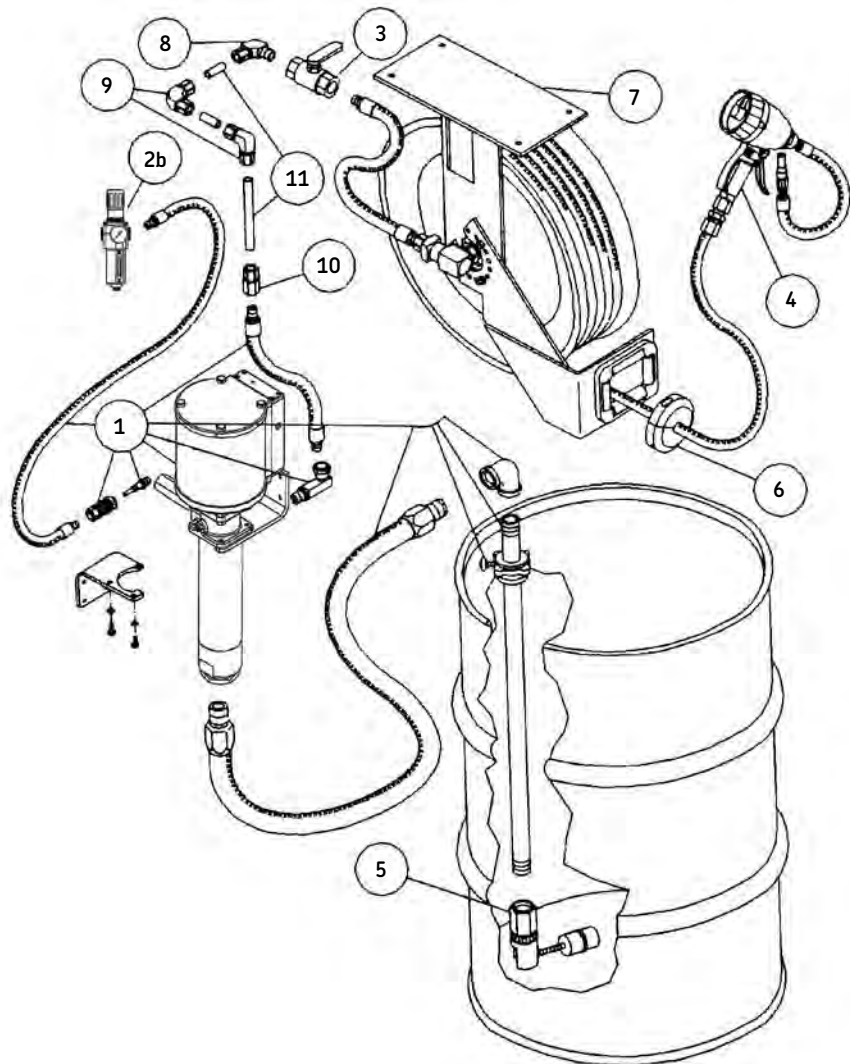
**Single reel system from 55 gallon (208 liter) drum – bill of materials**

Model	Code	Required	Description
V30500SWM	1	1	5:1 PMV pump, hoses, air and fluid connectors, wall mount bracket, suction kit
602136	2b	1	Modular airline regulator and filter with gauge 3/8 in. NPT (f) for PMV
66084	3	1	Medium-pressure quarter-turn shut-off valve 1/2 in. NPT (f)
877	5	1	Quart totalizing meter
84946	5	1	Low-level cutoff
85517	6	1)	Adjustable
85057	7	1	Heavy-duty hose reel with hose and fluid connectors, 50 ft. (15,24 m) model 73600 hose
2)	8	3)	5/8 in. OD union elbow, 1/2 in. NPT (m)
2)	9	3)	5/8 in. OD 90° tube union
2)	10	3)	5/8 in. OD tube connector, 1/2 in. NPT (f)
2)	11	3)	High-pressure tubing 5/8 in. OD x 0.083 wall

1) Included in each reel assembly  
 2) Available from local petroleum equipment service distributor  
 3) Requirements vary per system

The following schematics and bills of material are of common lubrication systems. These depictions are for reference and as an aid in system design.

Variables such as length of pipe/tube run, temperature, location and other specific parameters of a system must be taken into consideration. Please refer to detailed specification information for system componentry in previous catalog pages.



**WARNING!**

For safe and proper use, always consult instructions accompanying product. See **Safety Warning Information** for appropriate warnings.



Single product to two reels – bill of materials

Model	Code	Required	Description
V305275BB	1	1	5:1 PMV pump, hoses, air and fluid connectors, 275 gal. (1 041 liter) suction kit, bung bushing
602136	2b	1	Modular airline regulator and filter with gauge 3/8 in. NPT (f) for PMV
66084	3	1	Medium-pressure quarter-turn shut-off valve 1/2 in. NPT (f)
877	4	1	Quart totalizing meter
84946	5	1	Low-level cutoff
85517	6	1)	Adjustable
85057	7	1	Heavy-duty hose reel with hose and fluid connectors, 50 ft. (15,24 m) model 73600 hose
2)	8	3)	Nipple, 1/2 x 1/2 in. NPT (m)
2)	9	3)	5/8 in. OD union elbow, 1/2 in. NPT (m)
2)	10	3)	5/8 in. OD tube union tee
2)	11	3)	5/8 in. union elbow, 1/2 in. NPT (m)
2)	12	3)	5/8 in. OD 90° tube union
2)	13	3)	5/8 in. OD tube connector, 1/2 in. NPT (f)
2)	14	3)	High-pressure tubing 5/8 in. OD x 0.083 wall, working pressure: 5 000 psi (345 bar)
2)	15	1	Tank

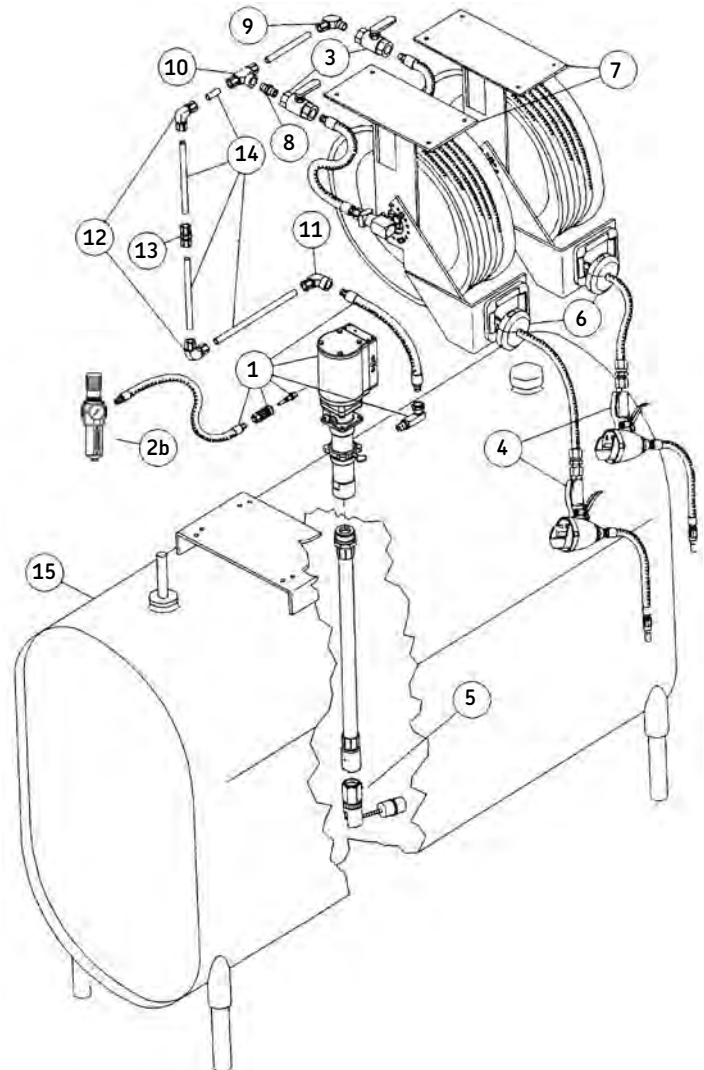
1) Included in 85057 reel assembly

2) Available from local petroleum equipment service distributor

3) Requirements vary per system.

**WARNING!**

For safe and proper use, always consult instructions accompanying product. See **Safety Warning Information** for appropriate warnings.



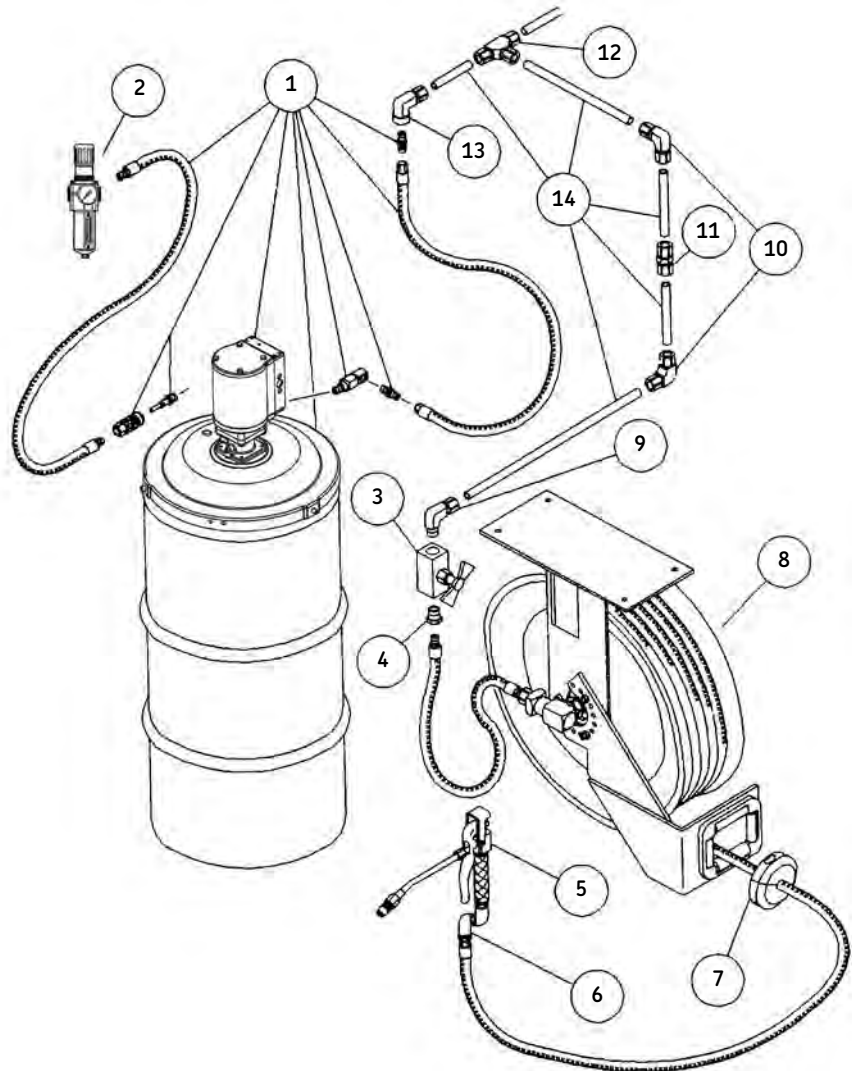
**System from 120 lb. (54 kg) drum – bill of materials**

Model	Code	Required	Description
V350120DC	1	1	50:1 PMV pump, cover, follower, hoses, air and fluid connectors
602136	2	1	Modular airline regulator and filter with gauge 3/8 in. NPT (f) for PMV
885	3	1	High pressure
12957	4	1	Nipple, 1/2 in. NPT (m) x 1/2 in.-27 (m)
740	5	1)	High pressure control valve 1/4 in. NPT (f)
81387	6	1)	High pressure universal swivel, 1/4 in. NPT (m) x 1/2 in.-27 (m)
85516	7	1)	Adjustable ball stop
85050	8	1	Heavy-duty hose reel with hose and lube connectors, 30 ft. (9,1 m) model 75360 hose
2)	9	3)	5/8 in. OD tube elbow, 1/2 in. NPT (m)
2)	10	3)	5/8 in. OD 90° elbow or union elbow
2)	11	3)	5/8 in. OD tube union
2)	12	3)	5/8 in. tube union tee
2)	13	3)	5/8 in. OD tube elbow, 1/4 in. NPT (f)
2)	14	3)	High-pressure tubing 5/8 in. OD x 0.083 wall, working pressure: 5 000 psi (345 bar)

1) Included in 85057 reel assembly

2) Available from local petroleum equipment service distributor

3) Requirements vary per system



Two delivery points from 400 lb. (181 kg) drum – bill of materials

Model	Code	Required	Description
V350400DC	1	1	50:1 PMV pump, cover, hoses, air and lube connectors
602136	2b	1	Modular airline regulator and filter with gauge 3/8 in. NPT (f) for PMV
885	3	1	High pressure
12957	4	1	Nipple, 1/2 in. NPT (m) x 1/2 in. -27 (m)
740	5	1)	High pressure control valve 1/4 in. NPT (f)
81387	6	1)	Universal
85516	7	1)	Adjustable ball stop
85050	8	1	Heavy-duty hose reel with hose and lube connectors, 30 ft. (9.1 m) model 75360 hose
85051	9	1	Complete reel assembly with 50 ft. (15.24 m) 1/4 in. hose
11197	11a	2	Steel hex nipple 1/2 in. NPT (m)
2)	11	3)	5/8 in. OD tube elbow, 1/2 in. NPT (m)
2)	12	3)	5/8 in. OD 90° union elbow
2)	13	3)	5/8 in. OD tube union
2)	14	3)	5/8 in. tube union tee
2)	15	3)	5/8 in. OD tube elbow, 1/4 in. NPT (f)
2)	16	3)	5/8 in. OD tube union tee, 1/2 in. NPT (f)
2)	17	3)	High-pressure tubing 5/8 in. OD x 0.083 wall, working pressure: 5 000 psi (345 bar)

Model 85825 follower plate recommended for heavy greases and/or cold temperatures

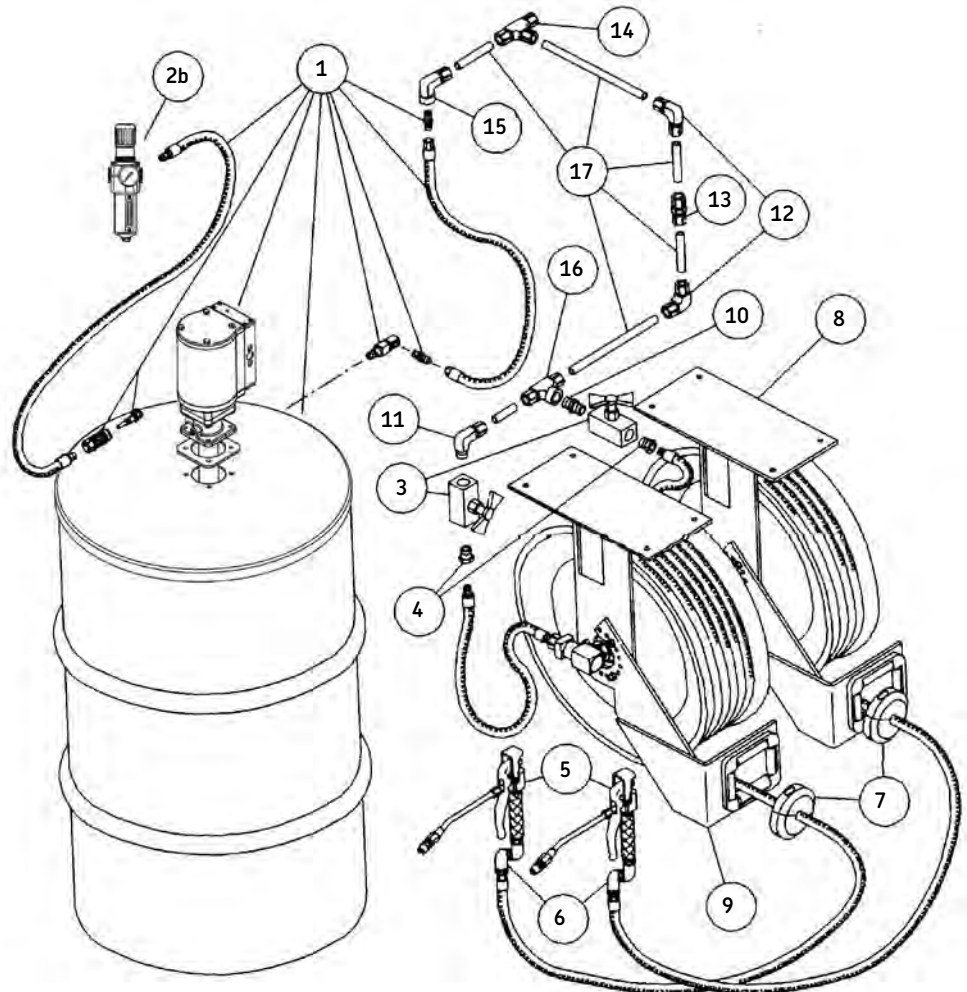
1) Included in model 85057 reel assembly

2) Available from local petroleum equipment service distributor

3) Requirements vary per system

**WARNING!**

For safe and proper use, always consult instructions accompanying product. See **Safety Warning Information** for appropriate warnings.



**Typical installation – bill of materials, lubricating equipment**

Model	Code	Required	Description
<b>V450400DC</b>	1	1	50:1 PMV pump, air and grease, hoses, connectors
<b>V410055BB</b>	2	1	10:1 PMV 55 gal. (208 liter) pump, air and oil hose, connectors, suction tube
<b>V40600SWM</b>	3	1	6:1 PMV wall mount pump, connectors, suction tube, air and oil hoses
<b>85636</b>	4a		Dual inlet 1/2 in. air operated diaphragm pump for 50/50 antifreeze/water
<b>84817</b>	4b	1	Wall mount bracket
<b>84945</b>	4c	1	1)
<b>V305275BB</b>	1	1	5:1 PMV pump, hoses, air and fluid connectors, 275 gal. (1 041 liter) suction kit, bung bushing
<b>85051</b>	9	1	Complete reel assembly with 50 ft. (15,24 m) 1/4 in. hose
<b>85055</b>	7	1	Gear lubricant reel
<b>85061</b>	8	1	Motor oil reel
<b>85064</b>	9	1	Antifreeze reel
<b>85061</b>	10	1	ATF reel
<b>85063</b>	11	1	Air service reel
<b>85242</b>	12	6	Mounting rail assembly
<b>602136</b>	2b	1	Modular airline regulator and filter with gauge 3/8 in. NPT (f) for PMV
<b>602134</b>	15	2	Air regulator (with gauge) 1/4 in. NPT (f)
<b>85825</b>	5b	1	Follower plate for PMV
<b>Others</b>	17	2	275 gal. (1 041 liter) ob-round tank

<sup>1)</sup> Quantities vary with installation

**Typical installation – bill of materials, lubricant supply lines**

Model	Code	Required	Description
2)	20	3)	High-pressure steel tubing 5/8 in. OD x 0.083 wall, 20 ft. (6,1 m) lengths
2)	21	3)	Medium-pressure steel tubing 5/8 in. OD x 0.049 wall, 20 ft. (6,1 m) lengths
2)	22	3)	Alternate for antifreeze 15 PVC or copper pipe
2)	23	1	5/8 in. OD tube elbow, 1/2 in. NPT (m)
2)	24	4	5/8 in. OD tube elbow, 1/2 in. NPT (f)
2)	25	5	5/8 in. OD tube union
2)	26	5	5/8 in. OD tube union tee, 1/2 in. NPT (f)
<b>885</b>	3	1	High pressure
<b>66084</b>	3	1	Medium-pressure quarter-turn shut-off valve 1/2 in. NPT (f)
<b>12080</b>	29	1	Bushing 1/4 in. NPT (f) x 1/2 in. NPT (m)

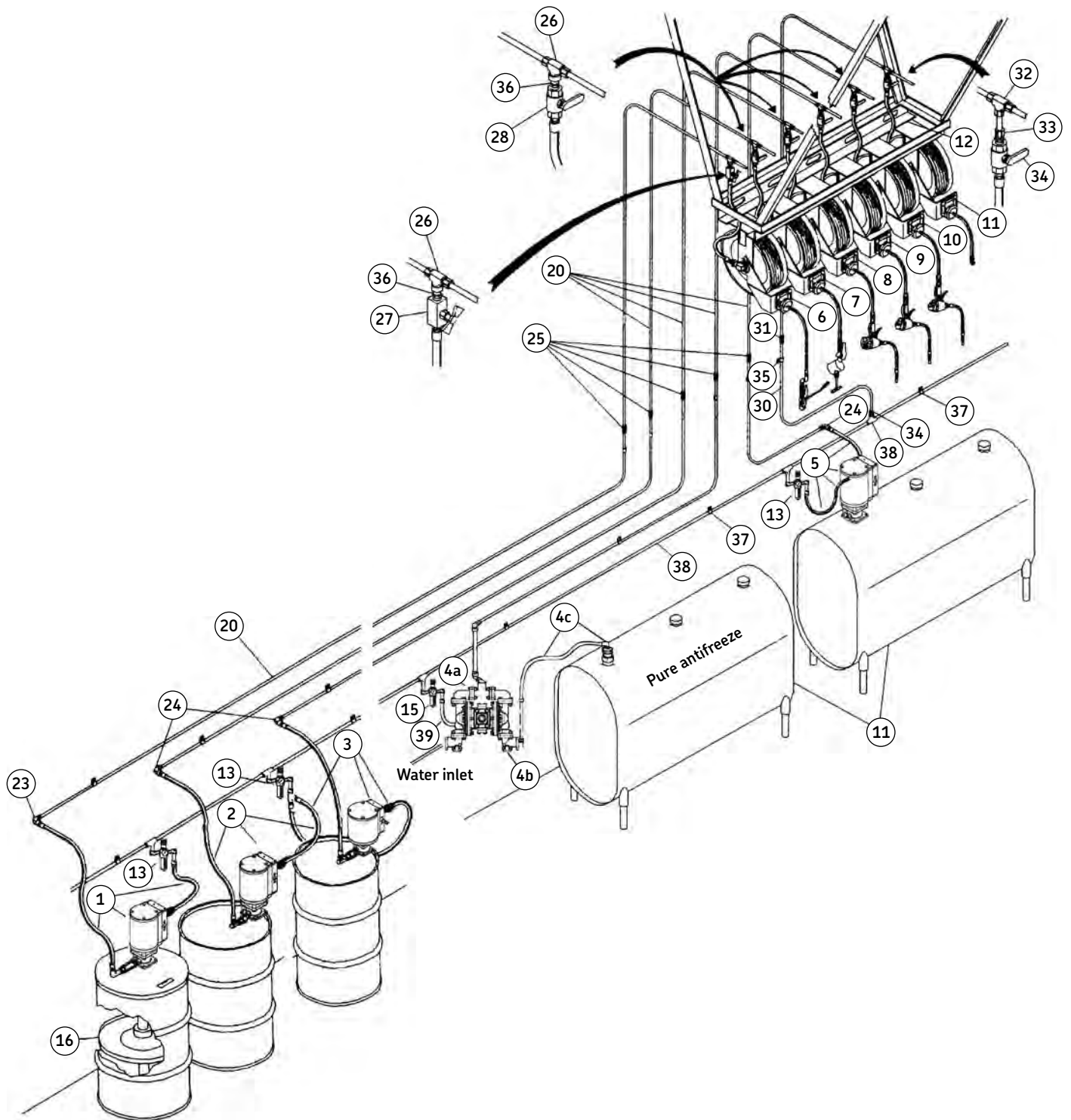
<sup>2)</sup> Available from local petroleum equipment service distributor  
<sup>3)</sup> Quantities vary with installation

**Typical installation – bill of materials, air supply lines**

Model	Code	Required	Description
4)	30	5)	Low-pressure copper tubing 3/8 in. OD or 1/2 in. OD
4)	30	5)	1/2 in. schedule 40 galvanized steel pipe
4)	31	1	Union
4)	32	1	Tee
4)	33	2	Connector 1/2 in. NPT (m)
<b>66084</b>	3	1	Medium-pressure quarter-turn shut-off valve 1/2 in. NPT (f)
<b>360108</b>	35	5)	Tube clip for 1/2 in. OD tubing, 7/32 in. diameter hole
<b>11197</b>	11a	2	Steel hex nipple 1/2 in. NPT (m)
4)	37	5)	Pipe clamp for 1/2 in. pipe
4)	38	5)	1/2 in. schedule 40 ASTM A53 butt-welded pipe and malleable fittings
<b>72060</b>	39		5 ft. (1,524 m) low-pressure connecting hose

<sup>4)</sup> Available from local petroleum equipment service distributor  
<sup>5)</sup> Quantities vary with installation





**Typical fast lube system – bill of materials, lubrication console**

Model	Code	Required	Description
*	1	1	Lubrication console
967	2	2	Oil electronic digital meter
967	3	1	ATF electronic digital meter
846	4	2	1/4 in. (f) water bibbcock
80423	5	1	Tire inflator with gauge
85515	6	3	Adjustable
66084	3	1	Medium-pressure quarter-turn shut-off valve 1/2 in. NPT (f)
73240	8	3	1/2 in. x 20 ft. (6,1 m) hose assembly (HO and ATF)
72240	9	2	1/4 in. x 20 ft. (6,1 m) hose assembly (WW and AF)
72240	10	1	1/4 in. x 20 ft. (6,1 m) air hose assembly

\* Available from local petroleum equipment service distributor

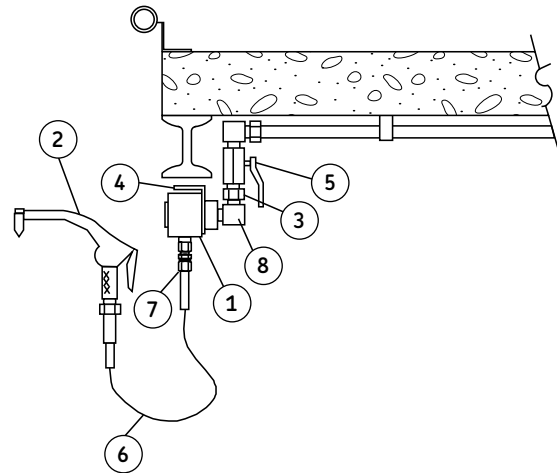
**Typical fast lube system – bill of materials, rolling drain pan**

Model	Code	Required	Description
84700	1	2	Rolling drain pan
241409	3	2	1 in. (25,4 mm) fluid nipple
241408	4	2	1 in. (25,4 mm) fluid coupler

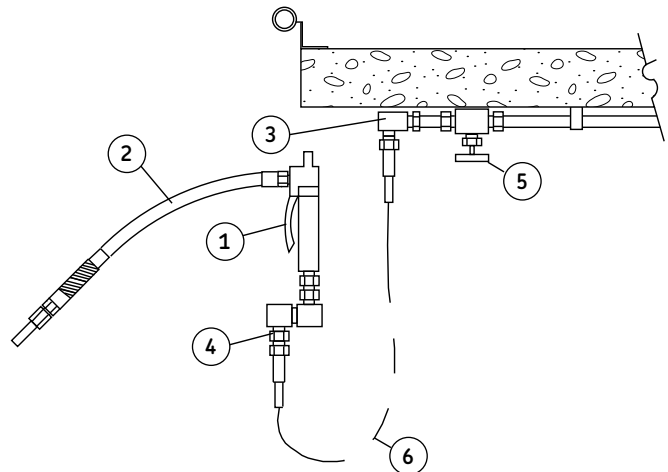
**Typical fast lube system – bill of materials, gear oil control valve**

Model	Code	Required	Description
870	1	1	Pint oil meter
780	8	1	Gear oil
11197	11a	2	Steel hex nipple 1/2 in. NPT (m)
66084	3	1	Medium-pressure quarter-turn shut-off valve 1/2 in. NPT (f)
73120	6	1	Gear oil hose 1/2 in. x 10 ft. (3 m) gear oil hose
90464	7	1	Swivel assembly
67074	8	1	Street ell 1/2 in. NPT

**Gear oil control valve**



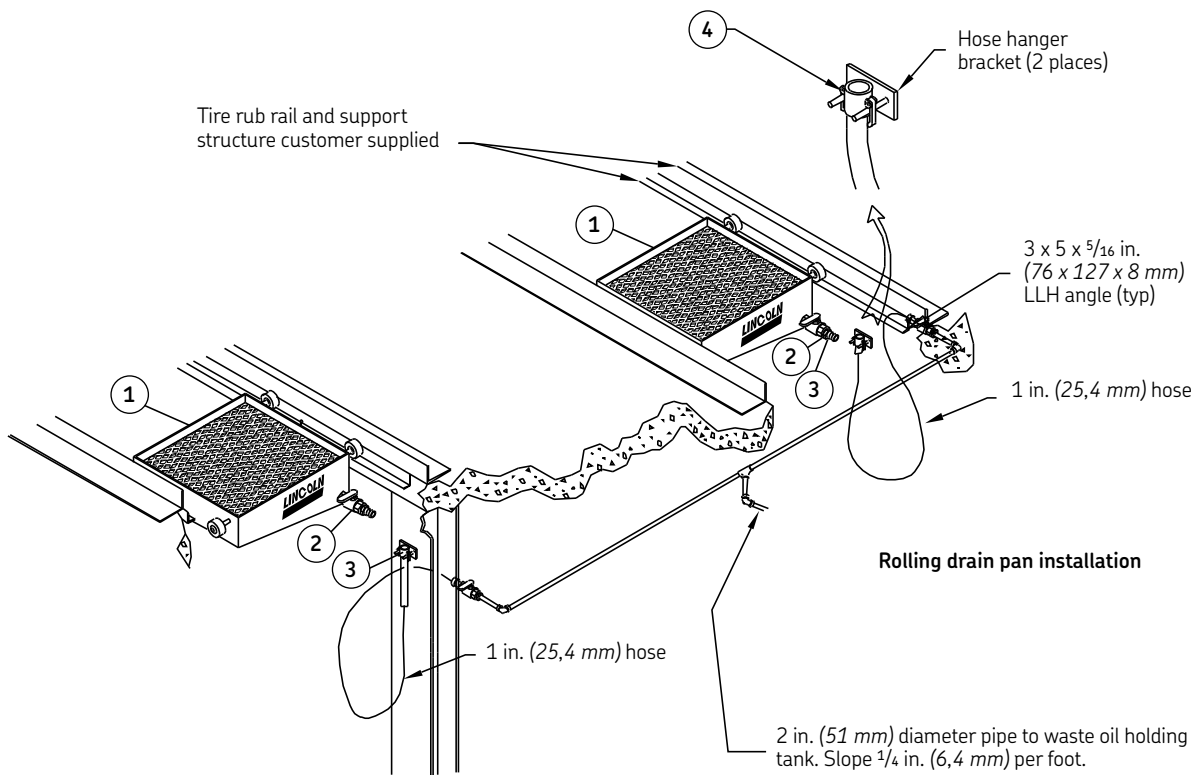
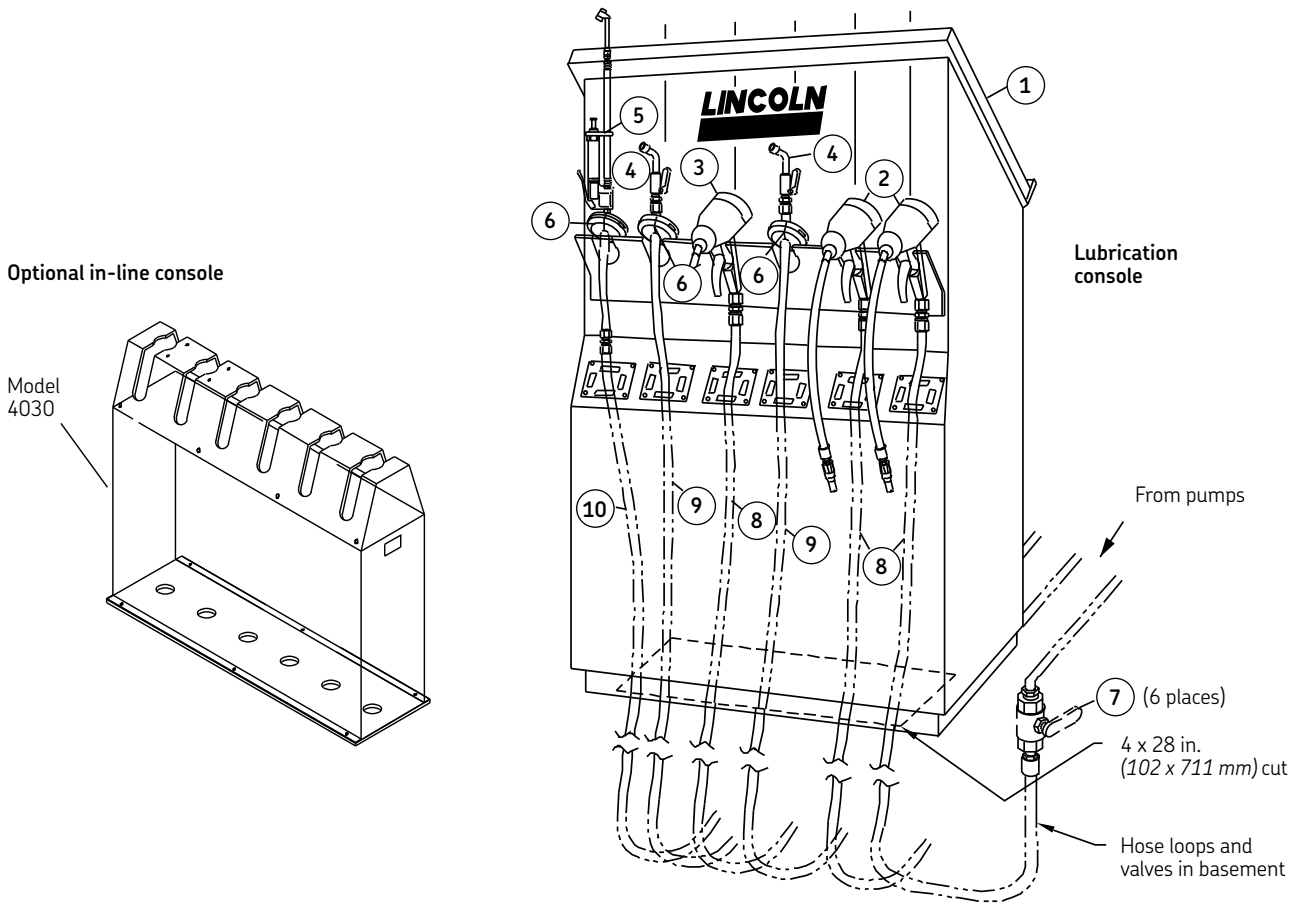
**Chassis control valve**



**Typical fast lube system – bill of materials, chassis control valve**

Model	Code	Required	Description
740	6	*	High-pressure control valve 1/4 in. NPT (f)
5861	2	1	36 ft. (11 m) whip hose
81974	3	1	90° angle
778	5	1	High-pressure
75120	6	1	10 ft. (3 m) chassis grease hose

\* Available from local petroleum equipment service distributor



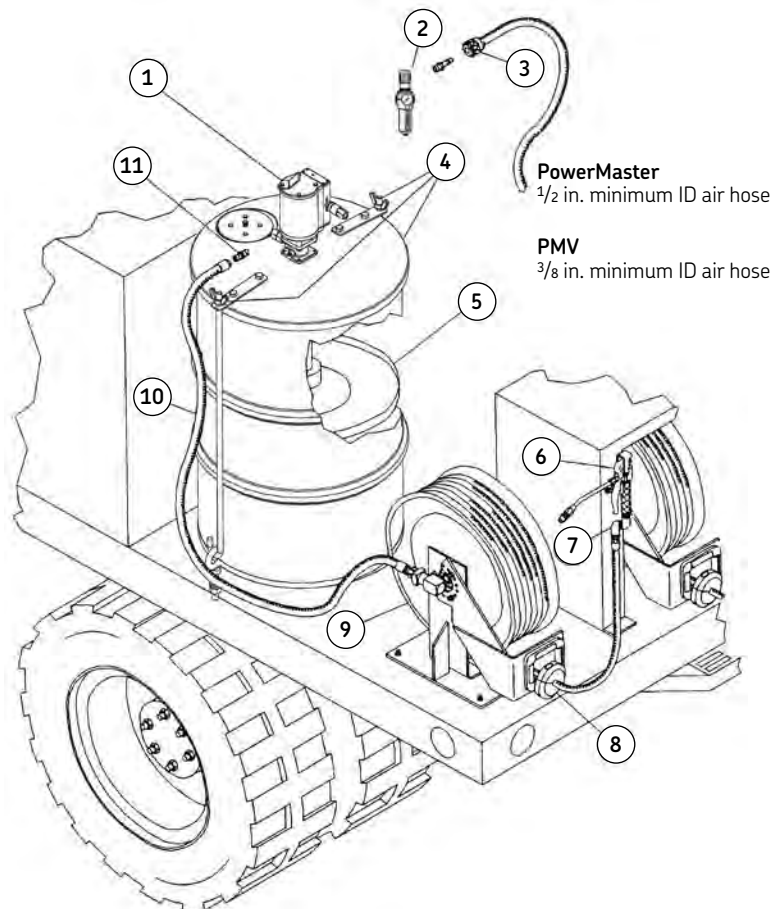
**Lube truck grease application – bill of materials**

Model	Code	Required	Description
1904	1a	1	75:1 PowerMaster II pump
2004	1b	1	75:1 PowerMaster III pump
85388-12	2a	1	Air regulator 3/4 in. NPT (m)
652008	3	1	Air socket (f) for 1/2 in. ID hose
81482	4a	1	400 lb. (181 kg) drum cover with pump mounting flange and tie rod assemblies for PowerMaster II
84318	4b	1	400 lb. (181 kg) drum cover with tie downs for PowerMaster III
84963	4b	1	Flange mount kit for PowerMaster III
83369	5a	1	Follower plate
740	6	*	High-pressure control valve 1/4 in. NPT (f)
85516	8	*	Adjustable ball stop
85051	9	1	Complete reel assembly with 50 ft. (15,24 m) 1/4 in. hose
76120B	10	1	High-pressure hose 3/8 in. NPT (f)
11197	11a	2	Steel hex nipple 1/2 in. NPT (m)

\* Included in model 85051 reel assembly.

**Lube truck grease application – bill of materials, PMV**

Model	Code	Required	Description
V450400LT	1c, 4c, 3c		PMV 50:1 pump, drum, tie downs, air, connectors, elbow union
602136	2b	1	Modular airline regulator and filter with gauge 3/8 in. NPT (f) for PMV
85825	5b	1	Follower plate for PMV
10773	11b		3/8 x 1/4 in. adapter for PMV





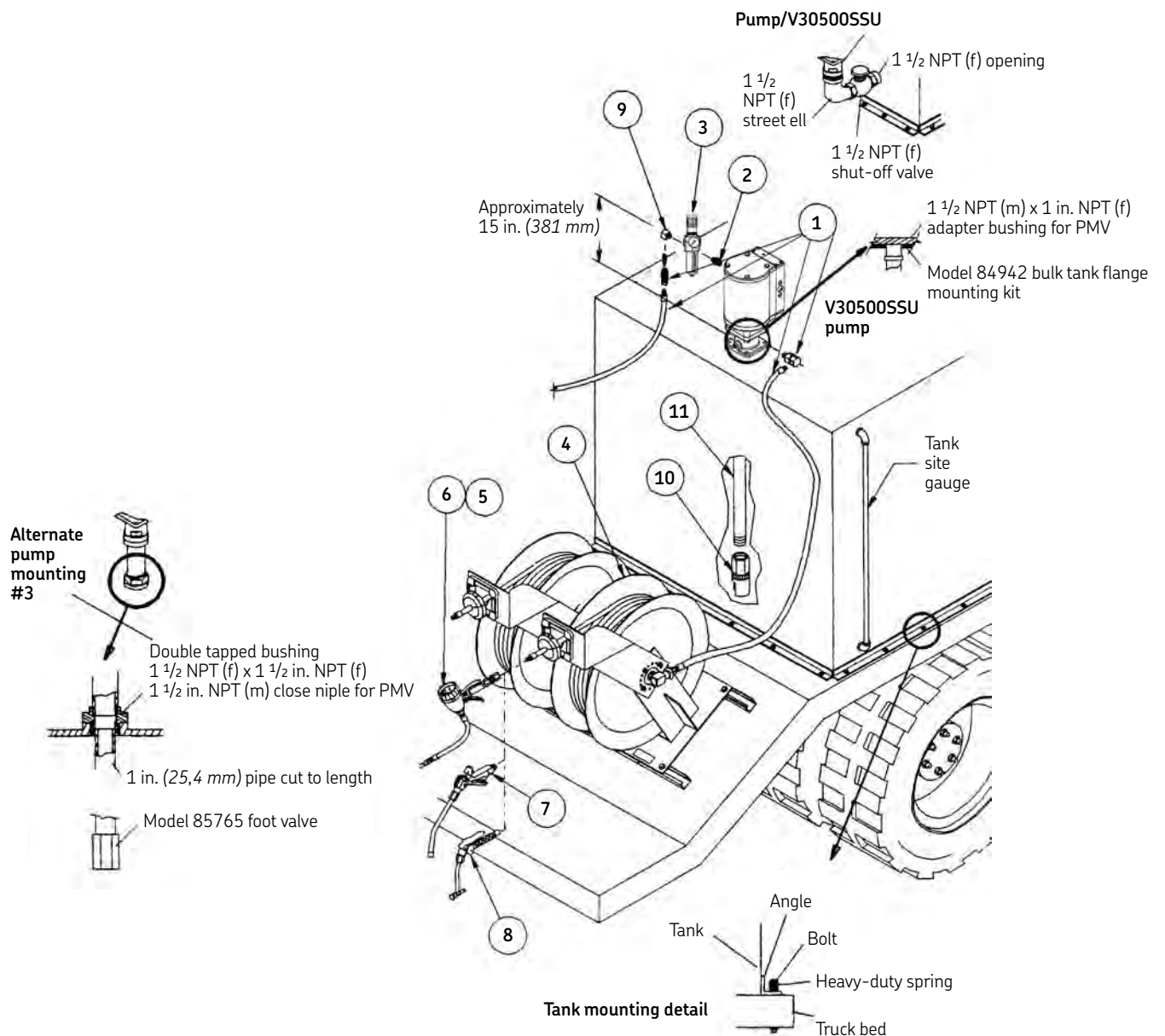
**Lube truck oil application – bill of materials**

Model	Code	Required	Description
V30500SSU	1	1	5:1 PMV stub pump, air and fluid hose, connectors <sup>2)</sup>
602136	2b	1	Modular airline regulator and filter with gauge $\frac{3}{8}$ in. NPT (f) for PMV
83463-30	4a	1	Heavy-duty hose reel with 30 ft. (9,1 m) $\frac{1}{2}$ in. hose
83464-50	4b	1	Heavy-duty hose reel with 50 ft. (15,24 m) $\frac{1}{2}$ in. hose
85765	10	1	Foot valve
<sup>1)</sup>	11	1	1 in. NPT black pipe cut to fit, adapt to $1\frac{1}{2}$ in. NPT (f)
<sup>1)</sup>	2	1	$\frac{3}{8}$ x $\frac{3}{8}$ in. nipple
67358	9	2	Street ell $\frac{3}{8}$ in.

<sup>1)</sup> Available from local petroleum equipment service distributor  
<sup>2)</sup> Longer hoses may be required

**Lube truck application – meter control valve options**

Model	Code	Required	Description
867	5	1	Gallon totalizing meter
877	5	1	Quart totalizing meter
883	5	1	Quart totalizing meter
899	5	1	Liter totalizing meter
878	5	1	Pint totalizing meter
3867	6	1	Preset quart meter
3868	6	1	Preset gallon meter
3942	6	1	Preset liter meter
775	7	1	Heavy-duty volume
776	7	1	Heavy-duty volume
780	8	1	Gear oil



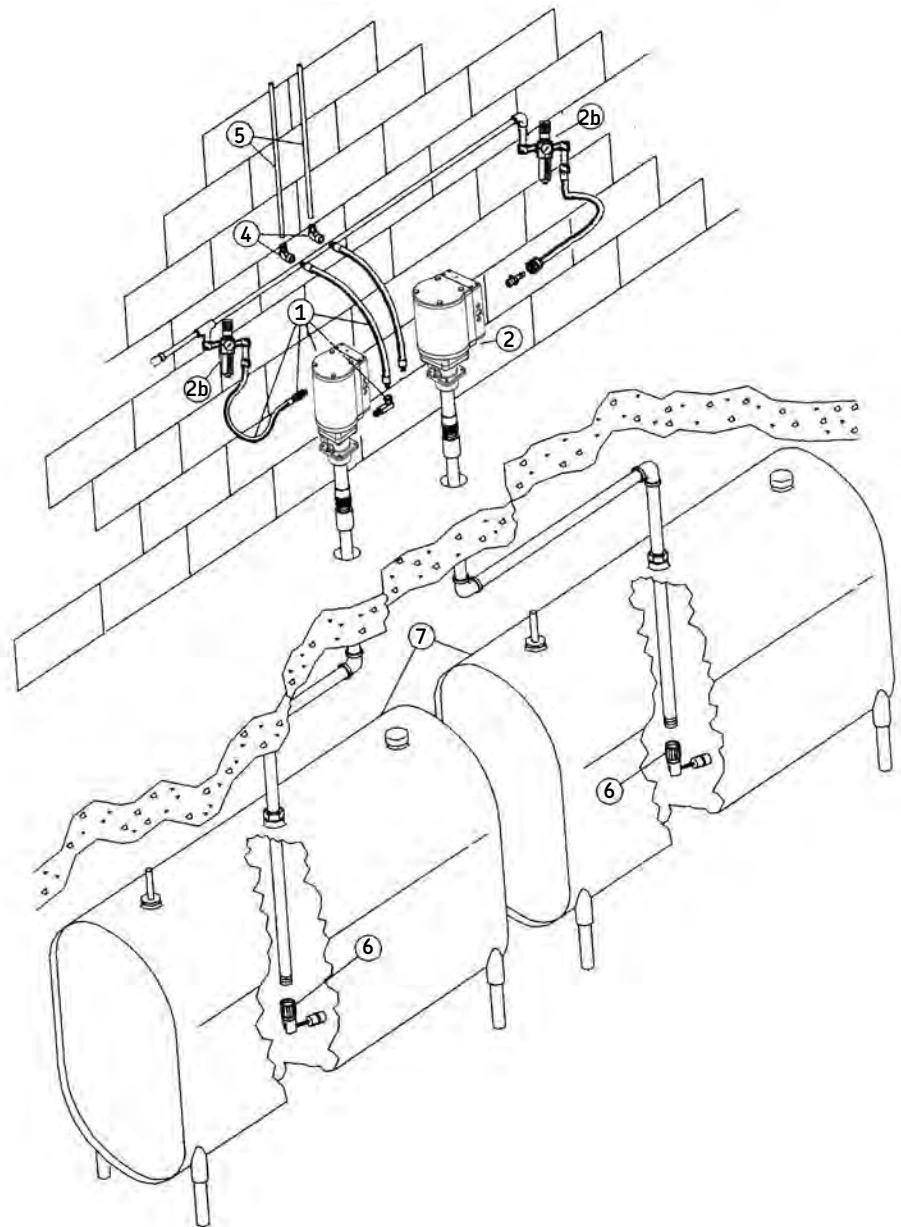
**Standpipe, pump station, basement tanks<sup>1)</sup> – bill of materials**

Model	Code	Required	Description
<b>V30500SSU</b>	1	1	5:1 PMV stub pump, air and fluid hose, connectors
<b>V41000SSU</b>	2	1	10:1 PMV stub/universal pump with hose and connectors
<b>602136</b>	2b	1	Modular airline regulator and filter with gauge $\frac{3}{8}$ in. NPT (f) for PMV
2)	4	3)	$\frac{5}{8}$ in. OD tube elbow $\frac{1}{2}$ in. NPT (f)
2)	5	3)	High pressure tubing $\frac{5}{8}$ in. OD x 0.083 wall
<b>82439</b>	6	2	Low-level cutoff
2)	7	2	275 gallon (1 041 liter) oblong-round tank

<sup>1)</sup> Underground tanks would be similar

<sup>2)</sup> Available from local petroleum equipment service distributor

<sup>3)</sup> Requirements vary per system



**WARNING!**

Equipment contained in this catalog can generate very high fluid pressure. Before each use, make sure safety devices are in place and operating properly. Do not alter or modify any part of the equipment as this may cause fire, explosion, property damage, or result in serious bodily injury, including injecting fluid through the skin or splashing in the eyes. To reduce the risk of serious bodily injury or property damage, never exceed the maximum air or fluid working pressure of the lowest rated system component. Always read and follow the manual included with the equipment for more detailed information.

**Failure to heed these warnings may result in personal injury and/or property damage.**

**WARNING!**

**Pump models with ratios 6:1 to 49:1**  
 930, 931, 934, 935, 936, 1901, 1902, 1903, 1905, 1906, 1909, 1914, 1932, 1933, 1934, 1937, 1938, 1939, 1951, 1952, 1955, 1996, V410000000, V406000000, V40600SSU, V40600SWM, V41000SSU, V410055DC, V410055BB, V41000SWM, V410055LB, V410055LT

These pumps can develop up to 1 000 psi (69 bar) working pressure 200 psi (14 bar) maximum incoming air pressure. Be sure that all system equipment and accessories are rated to withstand the maximum working pressure of this pump. **Do not** exceed the maximum working pressure of the lowest rated component in the system.

**WARNING!**

Models 1272, 1273D, 1276, 1292, 1297

Be sure that all accessories are rated to withstand the maximum working pressure of the pump. **Do not** exceed the maximum working pressure of the lowest rated component in the system.

**WARNING!**

**Pump models with ratios 1:1 to 5:1**  
 2424, 2434, 2435, 2435LN, 2437, 485, 486, 594, 595, 596, 597, 1931, 1936, 1940, 282133, 282396, 282398, 282686, 2532, 2535, 2535LN, 2537, 282990, 284168, 284230, 284231, 284288, 284295, 284840, 284842, 282846, 284852, 284855, 284856, 284862, 284870, 285133, 285168, 285230, 285231, 285295, 285686, 285990, 84829, 84933, 84934, V305000000, V30500SSU, V305055BB, V305016DC, V305275BB, V30500SWM, V305055LT

These pumps can develop up to 1 000 psi (69 bar) working pressure 200 psi (14 bar) maximum incoming air pressure. Be sure that all system equipment and accessories are rated to withstand the maximum working pressure of this pump. **Do not** exceed the maximum working pressure of the lowest rated component in the system.

**WARNING!**

**Pump models with ratios 50:1 to 75:1**  
 918, 923, 926, 1418, 1426, 1904, 1910, 1911, 1935, 1941, 9917, 9989, 82050, 82054, 82716, 82991, 83122, 84683, 84684, 84667, 84668, V350120000, V350400000, V350400DC, V305275BB, V350120DC, V350120HF, V350400HF, V350120LT, V350400LT, V4501200000, V4504000000, V450120DC, V450400DC, V450400HF, V450400HR, V450120LT, V450400LT

These pumps can develop up to 1 000 psi (69 bar) working pressure 200 psi (14 bar) maximum incoming air pressure. Be sure that all system equipment and accessories are rated to withstand the maximum working pressure of this pump. **Do not** exceed the maximum working pressure of the lowest rated component in the system.

**Important:** Accessory item "whip" hoses for dispensing valve are fluid pressure rated 4 500 psi (310 bar). **Do not** exceed 90 psi (6 bar) air pressure to pump when using "whip" hoses.

**Do not use any whip hose with any pump rated over 50:1 ratio.**

**WARNING!**

Swivel models 80353, 80924, 81386, 81387, 81388, 81606, 81703, 81723, 81728, 81729, 81974, 82071, 82072, 82073, 82080, 82087, 82249, 82251, 82252, 82399, 82677, 83594, 82822, 83938

**Material use:** Lincoln swivels are to be used only to transport grease, oil and other lubricants and are designed only for these non-abrasive and non-corrosive purposes. **Do not** use with abrasive and corrosive materials such as sound-deadening materials which may contain limestone and mica particles. Transport of such materials causes rapid premature wear to critical swivel components and can cause failure of swivel. Failure could expose the user to severe bodily injury, permanent disfigurement or death.

**Installation and service:** Tighten all fluid connections securely before using swivel. Never exceed 5 000 psi (345 bar) maximum operating pressure. Never alter or modify any part of the swivel. Never attempt to repair or disassemble the swivel while the system is pressurized. Never stop or deflect leaks with hand or body.

**Medical attention:** Get medical attention immediately if exposed to high-pressure fluids. Tell the attending physician what was injected.

Designation	Page
AC2440	16
G100	19
G103	19
G112	22
G113	22
G150	23, 189, 220, 222
G160	22
G212	25
G212S	25
G218	25
G218S	25
G300	22, 28
G400	124
G401	126
G402	127
G502	222
G503	220, 222
G504	222
G507	222
G524	220, 222
G525	222
G528	222
G904	37
G905	37
K00000SSU	47, 49
K000016DC	47
K000055BB	47, 50
K000055LB	50
K000055LT	48, 50
K000275BB	48
K050120DC	55, 57
K050120LT	56, 58
K050400DC	55, 57
K050400LT	56, 58
K40600SSU	49
MV6410	125
MV7201	190
MV7300	190
MV7400	190
MVA7205	190
RPM7	110
RPM8	110
RPM10	110
V305000000	44, 47, 48
V30500SSU	47, 235, 236
V30500SWM	48, 226
V305016DC	47
V305055BB	47
V305055LT	48
V305275BB	48, 227, 230
V340HH	51
V350035000	114
V350120000	55, 56, 114
V350120DC	55, 228
V350120HF	56
V350120LT	56
V350400000	54, 55, 56
V350400DC	55, 229
V350400HF	56
V350400LT	56
V406000000	44, 49
V40600SSU	49
V40600SWM	49, 230
V410000000	44, 49, 50
V41000SSU	49, 236
V41000SWM	50
V410055BB	50, 230
V410055DC	49
V410055LB	50

Designation	Page
V410055LT	50
V450120000	54, 57, 58
V450120DC	57
V450120LT	58
V450400000	57, 58
V450400DC	57, 230
V450400HF	58
V450400LT	58, 234
224	38
346P	115
500L	121
527	125
527A	125
535	124
535LN	124
535-58	124
549	124
549-58	124
613	173, 188, 189
613DK	188, 189
613DKS	188
615	23, 189, 222
674	95, 115, 118, 125
716F	154
716R	154
740	114, 115, 116, 137, 141, 149, 150, 152, 228, 229, 232, 234
758	154
758F	154
769	154
774	154
775	154, 235
776	150, 154, 235
778	60, 70, 232
779	154
780	123, 142, 149, 154, 232, 25
814	129, 160
815	63, 65, 66, 73, 74, 75, 76, 109, 113, 115, 116, 123, 138, 143, 149, 163, 186, 196, 200, 223
816	6, 38, 160
840	162, 199
844	39
845	163, 223
846	138, 143, 149, 163, 220, 223, 232
857	160
867	157, 235
870	123, 160, 232
871	160
873	160
876	157
877	142, 149, 150, 157, 226, 227, 235
878	142, 149, 157, 235
881	157
883	149, 157, 235
884	70
885	70, 228, 229, 230
899	157, 235
905	44, 150, 155
905SF	155
916EF	156
916ER	156
917	115
917-57	115
918	73, 77
923	77
926	73, 77
926-1	73
939	200

Designation	Page	Designation	Page
940	162, 199	1444	13
950	162, 199	1444	15
953	44	1550	191
954	44	1709	92, 94
960	162, 199	1716	94
961	160	1800	13
962	150, 160	1801	13, 14, 15
963	160	1815A	15
964	160	1855A	11, 15
967	109, 143, 156, 232	1842	13, 15
980	109, 110, 156	1844	13, 15
981	156	1850	11, 15
982	110, 149, 150, 156	1860	6, 10, 11
987	116	1861	11, 14
989	116	1862	11
1013	18, 20, 21	1864	11
1035	20, 21	1870	9, 15
1037	20, 21	1871	9, 14, 15
1100CLR	24	1875A	9, 15
1107CLR	24	1880	6, 8, 9, 14
1132	22	1882	9
1133	22	1884	9
1134	6, 22	1901	87, 90
1134CLR	24	1902	91
1142	6, 18, 19	1903	91
1142CLR	24	1904	87, 91, 234
1145	20, 21	1907	91
1147	19	1908	91
1148	18, 19	1910	91
1148CLR	24	1914	51, 87, 90, 92, 108
1151	19	1931	91
1162	6, 17, 26	1932	91
1200	14	1933	91
1201	14, 15	1935	91
1210	14, 15	1940	91
1215	15	1951	90
1215A	15	1952	90
1218	15, 26	2001	79, 84
1224	15, 26	2002	86
1230	12, 13, 14, 15, 16, 17, 26	2004	85, 234
1236	11, 15, 26	2008	85
1240	14	2010	85
1240CLR	24	2011	85
1242	14	2014	84
1244	14	2028	85
1253	124	2029	85
1253LN	124	2051	84
1254	124	2052	84
1272	120	2331	106
1275	120	2332	106
1292	120	2333	106
1293	124	2424	65, 67
1296	121	2435	123
1326	126	2435LN	123
1335	126	2437	65, 67
1340	126	2524	66, 67
1385	127	2535	123
1385-H	127	2537	66, 67
1387	127	2710	86
1400	13	2716	94
1401	13, 14, 15	2740	75, 77
1410	13, 15	2790	86
1414	15	2873	123, 160
1418	75, 77	3029	27, 152
1426	75, 77	3034	27, 152
1426-1	75	3050	44, 137, 152
1440	12, 14	3055	27
1440CLR	24	3056	27
1442	13, 15	3189	149

Designation	Page
3190	149
3191	149
3192	149
3193	149
3194	149
3195	149
3196	149
3197	149
3198	149
3199	149
3289	149
3291	149
3294	149
3295	149
3296	149
3297	149
3601	168, 172, 173
3602	173, 175, 177, 186, 193
3605	187
3608	189
3610	173, 175
3612	192, 193
3614	168, 172, 173
3617	173, 174, 175, 177, 186, 193
3618	173, 174, 175, 177, 186, 193
3624	172, 173
3626	174, 175
3627	174, 175
3635	170, 171, 173, 177, 186
3637	171, 177, 186
3639	171, 173, 177, 186
3644	173, 188, 189
3650	168, 173, 175, 176, 177, 186, 193
3652	173, 175, 177, 185, 186, 193
3662	168, 181, 182
3665	178
3667	178
3669	178
3675	168, 173, 175, 177, 192, 193
3677	173, 175, 177, 192, 193
3866	142, 155
3867	150, 155, 235
3868	155, 235
3942	155, 235
4030	233
4100	183, 184
4102	183, 184
4104	183, 184
4105	180, 184
4110	184
4262	110
4265	110
4283	109, 110
4417	117, 119
4459	117, 119
4475	113
4480	113
4489	117, 119
4490	112
4491	109, 112
4492	112
4493	109
4607	78
5000	34
5000C	34, 35
5300C	34
5003	34
5003C	34
5010	34

Designation	Page
5010C	34
5013	34
5013C	34
5031	35
5031C	35
5033	35
5033C	35
5050	34
5050C	34
5175	37
5175C	35
5176	35
5176C	35
5177	35
5177C	35
5178	35
5178C	35
5179	35
5179C	35
5180	35
5180C	35
5181	35
5181C	35
5182	35
5182C	35
5183	35
5183C	35
5184	33
5185	33
5186	33
5190	32
5191	32
5200	34
5200C	34
5210	34
5210C	34
5290	32
5291	32
5300	34
5318	35
5350	34
5350C	34
5385	35
5385C	35
5400	34
5400C	34
5410	34
5410C	34
5468	32
5469	32
5470	6, 32
5490	32
5491	32
5527	34
5527C	34
5701	35
5701C	35
5706	35
5706C	35
5803	31
5805	31
5806	31
5807	31
5812	25, 27, 152
5818	25, 27, 152
5834	30, 122
5845	21, 27, 28, 30, 152
5848	28, 30
5849	30, 31

Designation	Page	Designation	Page
5852	16, 21, 22, 28, 30, 31, 120	66101	203
5852-5	28	66111	203
5852-8	28	66493	189
5852-54	28	66764	92
5853	30	66883	70
5855	30, 31	66951	138, 143, 149, 163, 200, 223
5858	27	66953	37
5859	30, 31	67069	143
5861	25, 27, 152, 232	67074	232
5862	197	67171	147
5874	47, 48, 49, 50, 55, 56, 57, 58, 114, 197	67358	235
5875	47, 48, 49, 50, 55, 56, 57, 58, 114, 197	68410	157
5876	197	69375	70
5883	29, 30	69423	70
5884	30, 31	69425	70
5980	162, 199	69503	70
5983	200	69524	69
5990	162, 199	69690	154
6917	115	69824	154
9917	114	69825	154
9917-57	114	70526	189
9989	114	71512	25
10049	143	71518	22, 25
10130	70	72024	63, 142, 147, 149
10198	55, 57, 70, 147	72024A	47, 49, 142, 147, 149
10199	70, 147	72036	69, 73, 75, 147
10200	70, 147	72060	65, 66, 69, 147, 230
10202	70, 147	72120	147
10204	70, 147	72240	147, 232
10460	29	72360	138, 142, 147, 149
10461	33	72360A	138, 147
10462	70, 113	72480A	142, 147
10522	70, 147	72600	138, 142, 143, 147, 149
10536	29	72600A	138, 142, 143, 147
10540	70	72720A	138, 142, 147
10773	234	72900A	147
10787	36	73024	47, 49, 63, 137, 141, 142, 143, 146, 149
11107	70	73036	69, 146
11197	70, 147, 230, 232, 234	73060	47, 48, 49, 50, 65, 66, 69, 123, 146
11485	37	73120	146, 232
11509	37	73240	141, 146, 232
11659	63, 65, 66, 73, 74, 75, 76, 109, 113, 115, 116, 138, 143, 149, 163, 196, 200, 223	73360	137, 141, 142, 143, 146, 149
11660	196	73480	141, 146
11661	196	73600	137, 141, 142, 143, 146, 149, 226, 227
11852	70, 147	73720	137, 146
12018	89	73900	146
12080	143, 230	74024	138, 142, 143, 147
12287	147	74060	147
12296	70	74480	142, 147
12957	70, 141, 147, 228, 229	74560	124, 125
13001	159	74600	138, 142, 147
13329	197	74900	147
13331	197	75024	137, 141, 146, 149
16177	92	75060	55, 57, 57, 73, 75, 146
20026	36	75084	75, 114, 115, 116, 146
20028	36	75120	146, 232
20029	36	75168	146
31138	29	75240	146
45987	39	75360	137, 141, 146, 149, 228, 229
46007	64, 66, 73, 75, 114, 115, 122	75480	141, 146
58000	31	75600	137, 141, 146, 149
62028	21, 30	75912CL	25
62061	30	75918CL	25
62117	30	75924CL	25
66060	95, 118, 119	75936CL	25
66084	53, 70, 226, 227, 230, 232	76024A	141, 146
66100	203, 205	76024B	137, 141, 146

Designation	Page
76120B	146, 234
76360B	141, 146
76600A	141, 146
76600B	137, 141, 146
78024	141
78600	141
79060	120
80133	121
80202	55, 56, 57, 58, 73, 74, 75
80423	200, 232
80599	124
80895	95, 114, 115, 118, 123, 124, 125
80924	122
80933	27, 29, 120, 122
80999	124, 125
81133	135
81168	122
81323	135
81387	114, 115, 116, 137, 141, 149, 152, 153, 228, 229
81386	153
81412	95
81458	27, 29, 122
81482	92, 96, 234
81495	152
81523	66, 73, 75, 78
81538	95
81606	153
81673	122
81703	153
81723	153
81725	27, 152
81726	27, 152
81728	153
81729	44, 137, 153
81768	120, 122
81795	27, 31, 152
81974	153, 232
81980	30
82050	72, 73, 74, 77, 115
82054	72, 73, 77
82070	154, 158
82072	153
82073	153
82080	153
82087	153
82103	77
82157	152
82158	152
82164	148
82206	96, 130, 136, 140, 141, 142, 143, 148, 149
82230	107
82251	153
82252	153
82258	156, 157, 158
82393	152
82399	114, 115, 116, 153
82413	205
82415	157
82439	51, 68, 92, 236
82460	187
82642	154, 158
82715	107
82716	116
82730	90, 91, 92
82736	92
82737	91
82757	124, 125

Designation	Page
82760	22
82773	92
82784	31
82786	189
82790	90, 91, 92
82791	91
82792	91
82793	91
82841	91
82883	91
82895	90, 92
82906	150, 154
82932	154, 158
82979	92
82989	53, 60, 74, 76
82991	74, 77
83112	74, 77
83115	48, 50, 53, 56, 58, 60, 64, 65, 66, 74, 76
83119	96
83131	50, 93, 96
83132	92
83166	95
83271	91
83278	31
83366	73, 75, 78
83369	96, 234
83386	187
83447	78
83463	141
83463-30	141, 235
83464	141
83464-50	141, 235
83513	116
83594	153
83665	91
83727	93
83732	93
83753	130, 134
83754	134
83872	148
83938	153
84004	69
84080-9	111
84122	135, 146
84145-9	111
84147-9	111
84192	95, 118
84257	135, 145, 146
84273	96
84275	144, 145
84291	96
84299	96
84318	96, 234
84335	90, 91
84347	135, 141, 146
84377	95, 118
84432	144, 145
84433	130, 145
84458	161
84459	161
84460	161
84538	63, 65, 66, 68
84606	200
84667	72, 75, 76, 77
84668	72, 75, 76, 77
84672	96, 144, 145
84673	144, 145
84683	76, 77



Designation	Page	Designation	Page
84684	76, 77	85059	142
84700	181, 182, 232	85060	143
84714	179, 180	85061	143, 230
84722	95	85062	143
84723	93	85063	143, 230
84767	96	85064	143, 230
84775	78, 96, 114, 116, 119	85065	143
84767	96	85232	142
84780	39, 55, 57, 60, 73, 75, 78, 96, 114, 115, 116, 119, 121	85240	148
84768	96	85242	148, 230
84799	159	85255	105
84803	84, 106	85256	108
84804	84, 85, 86, 106	85257	184
84806	79, 106	85300	99, 102
84815	108, 184	85317	79
84816	108, 184	85387	194
84817	105, 230	85387-4	208, 209
84824	108, 184	85387-6	208, 209
84826	92	85387-8	208, 209
84829	107	85387-12	210, 211
84918	85	85387-16	210, 211
84919	85	85388-4	208, 209
84933	61, 62, 63, 66, 67	85388-6	208, 209
84934	63, 64, 67, 109, 110	85388-8	208, 209
84935	63, 68	85388-12	212, 213, 234
84940	64, 68	85389-8	208, 209
84941	64, 65, 66, 69, 74, 76, 119	85389-12	212, 213
84942	68, 235	85389-16	212, 213
84945	48, 49, 50, 52, 64, 68, 92, 108, 230	85515	135, 137, 138, 142, 143, 146, 149, 232
84946	51, 64, 68, 226, 227	85514	143
84951	129	85516	135, 137, 138, 141, 142, 143, 146, 149, 228, 229, 234
84951-BK	129	85517	135, 137, 138, 141, 142, 146, 149, 226, 227
84963	95, 96, 234	85544	161
84966	92	85545	161
84975	96	85621	104
84977	85	85622	103, 104, 164, 166
84984	92, 98, 99	85623	104
84985	80, 84, 92, 98, 99	85624	104
84986	51, 84, 93, 98, 99	85626	104
84991	86, 101, 102	85627	104, 183
84992	101, 102	85628	103, 104
84993	101, 102	85629	104
84994	101, 102	85630	103, 104
84995	85, 86, 101, 102	85631	104, 183
84996	85, 101, 102	85632	104
84997	101, 102	85633	104
84998	85, 101, 102	85634	103, 104, 183
85001	142	85635	104
85002A	142	85636	230
85003-30	141	85637	104
85004	141	85638	104
85004-50	141	85639	104, 105
85004-50B	141	85640	148
85005	142	85641	148
85006-30B	141	85642	148
85008-50A	141	85672	202, 214, 215
85009-50	141	85674	202, 214, 215
85010-50	142	85700-30	166
85011	142	85700-50	164, 166
85012	142	85716	64, 67, 68
85021	152	85755	64, 68
85050	141, 228, 229	85765	64, 68, 235
85051	141, 229, 230, 234	85799	159
85053	142	85806	47, 52
85055	142, 230	85807	47, 48, 49, 50, 52
85056	142	85824	47, 48, 49, 50, 53, 68
85057	142, 226, 227, 229		
85058	142		

Designation	Page	Designation	Page
85825	.57, 60, 229, 230, 234	94532G	137
85826	.47, 53, 55, 57, 60	94552	137
85827	.49, 53, 55, 57, 60	94552G	137
85829	.56, 58	94553	44, 137
85922	.80, 98, 106	94553DS	139
85935	.63, 68	94553H	137
85949	.48, 64, 65, 66, 68, 110	94600DS	139
86214	.95	94673DS	139
86300	.97, 98, 100, 101	94804	86
86400	.97, 98, 100, 101	102697	39
89010	.144	102891	38
90464	.159, 232	102929	39
90656	.116	103307E	36
90776	.37	103308E	36
91026	.132	103309E	36
91027	.132	236594	160
91028	.132	236595	160
91029	.132	238394	196
91030	.133	240994	105
91031	.130, 133	241408	175, 232
91032	.133	241409	175, 232
91033	.133	241584	47, 48, 49, 50, 63, 65, 66
91034	.133	241937	107
91035	.133	242749	157, 159
91108	.22, 121	244390	175, 177, 180, 182
91197	.189	244391	175, 177, 180, 182
91265	.125	244398	79
91499	.116	245976	28
92572	.181	245978	28
93547	.125, 159	245993	157
93548	.155, 158	247748	188, 189
94000	.108, 137, 139	247770	216
94100	.137, 138	247771	52, 59, 216
94100DS	.139	247772	216
94132	.138	247774	219
94132A	.138	247775	218
94132W	.138	247776	218
94133	.138	247777	218
94133A	.138	247778	218
94133W	.138	247782	216
94152	.138	247783	216
94152A	.138	247787	217
94152W	.138	247789	217
94153	.138	247791	217
94153A	.138	247792	217
94153M	.138	247793	217
94153W	.138	247795	217
94154	.130, 138	247797	218
94154A	.138	247843	113, 203, 219
94154DS	.139	247844	203, 219
94154M	.138	247863	203, 219
94154W	.138	247925	145
94163	.138	247926	145
94163DS	.139	256200	70
94200DS	.139	260374	159
94273DS	.139	260375	159
94274DS	.139	260376	159
94300	.137, 139	260377	159
94300DS	.139	260378	159
94334	.109, 110, 137	260380	154, 158
94354	.44, 109, 110, 136, 137	260381	154, 158
94354DS	.139	261102	113
94364	.137	261103	113
94400	.139	261104	113
94400DS	.139	261484	157, 159
94474DS	.139	272251	166
94500	.137	272391	155, 157, 158
94500DS	.139	273299	47, 48, 49, 50, 53, 55, 57, 60
94532	.137	273429	79

Designation	Page	Designation	Page
273508	154, 158	277566	129
273607	184	277601-1	51, 93
273835	79	277601-2	51, 93
273862	155, 157, 158	277601-3	69
274680	86	277601-4	105
274681	75	277601-5	105
274712	121	277633	167
274727	86	277635	167
274728	75	277645	180, 182, 184
274730	86	277693	161
274843	75, 86	277694	161
274879	184	277695	161
274932	56	277814	159
275135	134	278081	161
275136	134	278363	177
275183	78, 121	278364	177
275184	78, 120	278365	177
275197	51, 69	278366	177
275260	56, 58	278367	177
275370	114	278368	177
275398	48, 49, 50	378369	177
275413	48, 49, 50, 51	278370	177
275415	48, 56	278449	129
275416	50, 58, 60	278629	129
275631	104, 105	278697	173, 177
275632	104, 105	278749	134, 147
276280	158	278752	134, 147
276281	154, 156, 158	278802	175
276282	158	279147	161
276283	154, 156, 158	279149	161
276291	184	279150	161
276310	158	280432	159
276311	158	280433	159
276411	175, 177, 180, 182	280690	156
276751	177, 186	282133	65, 67
276752	177, 186	282396	61, 62, 63, 110
276753	177, 186	282396	65, 67
276754	177, 186	282398	63, 64, 67, 110
276755	177, 186	282842	156, 158
276756	177, 186	282843	156, 158
276757	177, 186	282876	51, 69, 93
276758	177, 186	282902	105
277020	53	282930	150, 154
277090	175, 180, 184	282951	154
277208	175, 180, 184	282957	51, 69, 93
277219	167	284168	65, 67
277230	167	284194	161
277232	167	284231	65, 67
277233	167	285133	66, 67
277234	167	285168	66, 67
277235	167	285231	66, 67
277236	167	360108	230
277237	167	360248	96
277238	167	384775	116
277239	167	600003	109, 110, 118, 202
277254	167	600004	194, 204, 205
277255	167	600006	204
277256	167	600008	204
277258	167	600012	204
277265	166	600016	204
277266	166	600103	202
277267	166	600104	194, 204
277280	164, 166	600106	204
277281	166	600108	204
277464	193	600112	204
277538	167	600116	204
277539	161	600203	202
277564	129	600204	194, 205
277565	129	600206	205

Designation	Page	Designation	Page
600208	205		
600212	205		
600216	205		
600301	205		
600401	109, 110, 118, 203		
602003	75, 86, 113, 212, 213		
602004	206, 207		
602005	206, 207		
602006	206, 207		
602007	206, 207		
602008	206, 207		
602009	206, 207		
602012	210, 211		
602013	210, 211		
602016	210, 211		
602103	212, 213		
602104	206, 207		
602106	206, 207		
602108	206, 207		
602109	206, 207		
602112	210, 211		
602113	210, 211		
602116	210, 211		
602117	210, 211		
602134	208, 209, 230		
602136	52, 59, 208, 209, 226, 227, 228, 229, 230, 234, 235, 236		
602138	208, 209		
602203	202, 214, 215		
602204	206, 207		
602206	206, 207		
602208	206, 207		
602212	210, 211		
602216	210, 211		
630104	198		
630204	198		
632004	198		
640104	198		
640106	198		
640204	198		
640206	198		
642006	198		
650108	198		
650208	198		
652008	198, 234		
653112	84, 85, 86, 90, 91, 106		
655008	84, 85, 86, 90, 91, 106		
802020	76		
1230120	146		





© SKF is a registered trademark of the SKF Group.

© Lincoln is a registered trademark of Lincoln Industrial Corp.

© PowerMaster, PileDriver and PowerLuber are registered trademarks of Lincoln Industrial Corp.

© SKF Group 2014

The contents of this publication are the copyright of the publisher and may not be reproduced (even extracts) unless prior written permission is granted. Every care has been taken to ensure the accuracy of the information contained in this publication but no liability can be accepted for any loss or damage whether direct, indirect or consequential arising out of the use of the information contained herein.

October 2014 • FORM 442869



[skf.com](http://skf.com)