




Divider Valve Mounting Accessories

Model No.	Description
246416	Valve mounting bracket
51304	¼" nylon locknut for valve mounting
247023	Grade 8, ¼" valve mounting bolt
239499	Template for divider valve mounting (6, 8, 10 and 12 outlet valves)
252807	Valve mounting block for welding
249987	6mm bolt to be used with the 252807
272569	Lock washer for valve mounting



Standard Compression Fittings for Steel or Nylon Tubing

Model No.	Description
241290	¼" tube x ⅛" NPT male straight fitting
241293	¼" tube x ⅛" NPT male 90° fitting



Divider Valve Outlet Adapters for ¼" O.D. Steel or Nylon Tubing Compression-Style With Check Valve

Model No.	Description
68462	Ferrule ¼"
404-22602-1	Compression nut
504-31606-3	Check valve body
404-22581-2	Ferrule



Divider Valve Outlet Adapters for ¼" O.D. Steel or Nylon Tubing Compression-Style Without Check Valve

Model No.	Description
404-20236-4	Compression nut
404-23668-1	Compression nut (stainless steel)
404-22581-2	Ferrule



Divider Valve Outlet Adapters for ⅛" I.D. Hose

Model No.	Description
404-22581-2	Ferrule
239857	Valve outlet adapter with check (⅛" NPT female)
239959	Valve outlet adapter without check (⅛" NPT female)



For SSVM Valves—Compression Fitting

Model No.	Description	Material	Feed Line Connection
13112	Compression nut	Brass	⅛" Steel or Nylon Tube
419-22990-1	Adapter		
419-22618-2	Ferrule		
519-30583-1	Check valve body		

NOTE: Quicklub® adapters without check valves are for use in oil systems with open tube (minimal backpressure). Quicklub adapters with check valves are for use in all automated systems.

Zerk-Lock™ and Quicklinc® Make Connecting Fast


Quicklinc line connectors and adapters link metering valves and flexible lubrication lines. Outlet adapters with check valves are used in automated systems, while models without a check valve are used in manual systems—called single point kits—where a divider valve connected to several lubrication points is fed with a grease gun.

The Quicklinc tube splicer union is a great way to fix a broken line without replacing the whole line. Just clean the line ends, plug them into the connector and the line's repaired.

Quicklinc lube point connectors are ideal when fittings can be removed easily. All three varieties—straight, 90-degree elbow and elbow swivel—connect much faster than using a typical screw connector, which requires assembly of four components.

Zerk-Lock is Lincoln's other great time-saving connector. When removing a fitting is not practical, the Zerk-Lock grease fitting adapter is the answer. It connects any 1/8-inch male tube adapter directly to a grease fitting. Even when a fitting is self-tapered or pressed in, there's no need to drill it out and tap new threads with Zerk-Lock—a tremendous time saving.

Quicklinc and Zerk-Lock are designed to work well together. It's as simple as:



1. Install a Quicklinc into the divider valve and insert the line



2. Place a Zerk-Lock onto the fitting



3. Seal and tighten Zerk-Lock using a hammer and staking tool



4. Then thread a Quicklinc completely into the Zerk-Lock



5. And plug the tube into the Quicklinc adapter



Quicklinc Push-In Style Fittings for Nylon Tubing

Model No.	Description
244047	1/4" tube x 1/8" NPT male straight fitting
244048	1/4" tube x 1/8" NPT male 90° fitting
243699	1/4" tube x 1/8" NPT male 90° swivel fitting
244053	1/4" tube x 1/4 -28 male 90° swivel fitting
244054	1/4" tube x 1/4 -28 male 90° fitting
244055	1/4" tube x 1/4 -28 male straight fitting
244056	1/4" tube x 6x1 mm male 90° fitting
244057	1/4" tube x 6x1 mm straight fitting
244058	1/4" tube x 1/4" tube splicer union

Divider Valve Outlet Adapters for 1/4" O.D. Nylon Tubing Quicklinc Push-In Style

Model No.	Description
244883	Valve outlet fitting with check M10x1 thread
244884	Valve outlet fitting without check M10x1 thread

Divider Valve Outlet & Inlet Adapters for 1/8" I.D. Hose Quicklinc Push-In Style with Check

Model No.	Description
272658	Valve outlet fitting with check. Use with 272401 and 272394 hose stud. M10x1 thread
272659	1/8" NPT male straight fitting. Use with 272401 and 272394 hose stud.

IMPORTANT: Use the valve adapters for connecting the 1/8" high pressure hose (incl. hose stud with groove) to the main divider valve. The collet of the adapter is not knurled and has a wide collar.

Model No.	Description
432-24313-1	Protective Quicklinc rubber boot



Divider Valve Outlet Closure Plug

Model No.	Description
303-17499-3	Valve outlet closure plug (gasket not required)
303-19346-2	Stainless steel outlet closure plug (gasket not required)

1/8" Supply and Feed Line Hose

Min. Burst	Lube Working Pressure	Nominal Size		Minimum Bending Radius	Construction	Temp.
		ID	OD			
10,000 psig 690 bar	4000 psig 276 bar	1/8"	5/16"	3 1/2"	Nylon Tube Dacron Braid Polyurethane Cover	-40°F to +212°F

Model No.	Description (1/8" ID hose)
241286	26 ft. (7.92 m) coil grease filled
241287	35 ft. (10.66 m) coil grease filled
241288	40 ft. (12.19 m) coil grease filled
252717	200 ft (60.96 m) coil non-grease filled
277226	2250 ft. (685.8 m) spool non-grease filled
276395	40 ft. (12.19 m) grease filled with quick wrap protection installed on hose



Hose Ends for Use with Quickline Fittings for 1/8" ID Hose

Model No.	Description
272394	Hose stud, 90° (to be used with 272427)
272401	Hose stud, straight (to be used with 272427)
272427	Threaded sleeve
274238	Stainless steel hose stud sleeve
274239	Stainless steel straight hose

Hose Ends for 1/8" I.D. Hose

Model No.	Description
241289	1/8" NPT swedge on hose stud (Requires swedging tool)
246002	1/8" NPT field installable hose coupling (swedging tool not required)
276954	1/8" NPT swedge on hose fitting with swivel (requires swedging tool)

Hose End Connecting Tools

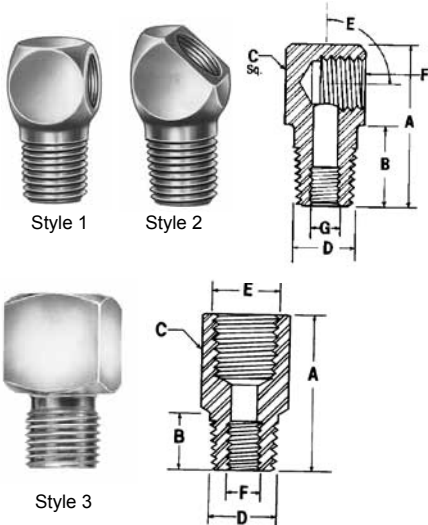
Model No.	Description
241238	Hose Swedging Tool
274062	Hand vise for quick connect and reusable hose ends

Feed Line Nylon Tubing

Model No.	Description	O.D. In.	Wall Thickness in. / mm	Working Pressure		Minimum Bending Radius	Temp.
				psig	bar		
242025	25 ft./7.6 m coil grease filled	1/4" black	.050 / 1.27	625	42.5	.875 / 22.2	-65°F to +150°F
242050	50 ft./15.2 m coil grease filled						
62357	100 ft./30.5 m coil non-grease filled						
247022	500 ft./152.40 m coil non-grease filled						
274047	25 ft./7.6 m coil grease filled	1/4" grey	.062 / 1.575	500	34.5	0.5 / 12.7	-65°F to +200°F
274048	50 ft./15.2 m coil grease filled						
274049	100 ft./30.5 m coil non-grease filled						
274050	500 ft./152.4 m coil non-grease filled						

NOTE: Burst pressure 2500 psi (172 bar)





Pipe Thread Adapters

Model No.	Style	A	B	C	D	E	F
13129	1	1½	⅞	⅝	⅛ NPTF	90°	⅛ NPTF
20024	3	⅞	⅝ ₁₆	½ hex	¼-28 Taper	⅛ NPSF	—
20026	1	1⅜ ₁₆	⅝ ₁₆	½ sq.	¼-28 Taper	90°	⅛ PTF
20028	2	1	1⅝ ₃₂	½ sq.	⅛ PTF	45°	⅛ PTF
20029	1	1	1⅝ ₃₂	½ sq.	⅛ PTF	90°	⅛ PTF
247616	2	1	1⅜ ₃₂	½ sq.	¼-28 Taper	45°	⅛ PTF
276631	1	1	⅝	½ sq.	¼-28 Taper	90°	⅛ NPTF
20012	1	1⅝ ₁₆	⅝	1⅜ ₁₆ sq.	¼ NPT	90°	¼ NPT

Steel Tubing

Model No.	Size (O.D. x Wall)			Working Pressure	Type
	O.D.	Wall	Length		
62175	⅝	.020"	25 ft/7.6 m	4400 psig / 300 bar	Coil

Nylon Tubing

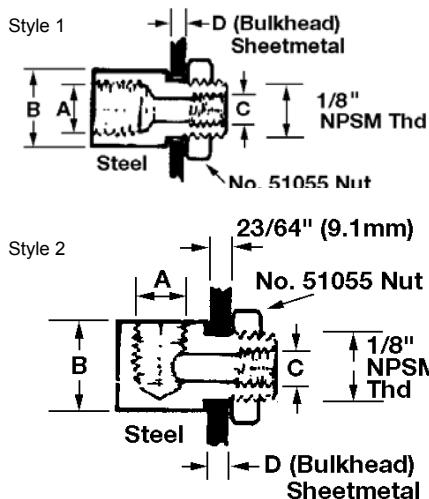
Model No.	Size (O.D. x Wall)			Working Pressure	Minimum Bending Radius
	O.D.	Wall	Length		
62256	⅝"	.026"	25 ft/7.6 m	625 psig / 42.5 bar	.375"
62278			100 ft/30.5 m		
62956			500 ft/152 m		

Grease Fittings

Model No.	Description
700506	⅝" NPT threaded straight leakproof fitting
242125	Plastic grease fitting cap


Fittings, Adapters and Installation Accessories

Model No.	Description
10130	⅝" NPT male x ⅝" NPT male nipple
10181	⅝" NPT male x ⅝" NPT female adapter, 1⅜" long
10182	⅝" NPT male x ⅝" female adapter, 1⅝ ₁₆ " long
14562	2 outlet ⅝" NPT x ⅝" NPT junction block
14563	4 outlet ⅝" NPT x ⅝" NPT junction block
81583	Junction Block, ⅝" NPT
14570	Anchor block
276407	⅝" NPT male x ⅝" NPT female x ⅝" NPT female
10461	¼" NPT male x ⅝" NPT female reducing bushing



Bulkhead Adapters

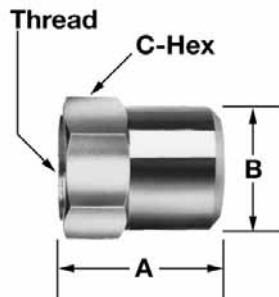
Model No.	Style	A	B	C	D
13154	1	⅝" PTF	½" / 12.7 mm	¼" -28	⅜ ₁₆ " / 4.8 mm
14054	1	⅝" PTF	½" / 12.7 mm	¼" -28	¼" / 6.4 mm
13155	2	⅝" PTF	½" / 12.7 mm	¼" -28	⅜ ₁₆ " / 4.8 mm
244225	1	⅝" NPT	⅞" hex	⅝" NPT	⅞"
51055	⅝" N.P.S.M. thread				



Metric Adapters*

Model No.	Description
20042	M6X1 male x 1/8" NPSF female straight
20043	M6X1 male x 1/8" NPSF female 90°
244201	1/8" BSPT male x 1/8" NPT female thread
304-19166-1	M6X1 male x 1/4" - 28 SAE female
304-19165-1	M8X1 male x 1/4" - 28 SAE female
304-19164-1	M10X1 male x 1/4" - 28 SAE female
241650	1/8" BSPT male x 1/8" NPT female thread - stainless steel
273482	M8X1 male x 1/8" NPT female straight
277307	M8X1 female x M8X1.25 male 90°

* Contact Lincoln for a complete metric Quicklub catalog.



Zerk-Lock™ Grease Fitting Adapter

Connects any 1/8" NPTF male tube adapter directly to a standard grease fitting. Aluminum, carbon steel construction; fluorocarbon elastomer seal.

Model No.	Thread	Dimensions		
		A in./mm	B in./mm	C-Hex in. / mm
270784	1/8" NPSL Female	.625 / 15.9	.500 / 12.7	.500 / 12.7

Note:

Zerk-Lock, with a straight female thread, is designed to accept a tube connector with a tapered male thread. This tapered to straight thread engagement is required for secure seal.

Model No.	Description
247615	Staking tool for the 270784 Zerk Lock fitting



Swivels

Model No.	Description
91048	1/8" NPT male x 1/8" NPT female 90° swivel
91308	1/8" NPT male x 1/8" NPT female straight swivel

Street Tee

Model No.	Description
276407	1/8" NPT male x 1/8" NPT female x 1/8" NPT female

Adapter Unions

Model No.	Description
66649	1/8" NPT male x 1/8" NPT female swivel adapter union

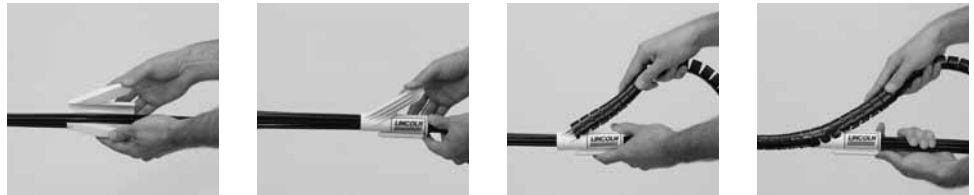
Installation/Assembly Tools

Model No.	Description
226-12508-5	Plastic Tube & Hose Cutter
226-13095-7	Replacement Blade
241238	Hose Swedging Tool
274062	Hand vise for quick connect and reusable hose ends
532-31847-1	Tool for Loosening Quickline-Type Fittings
276424	Quicklub Spare Parts Kit



Quick Wrap for Line Bundling and Protection

Quick split wrap makes bundling and protecting lube lines fast. It's as simple as:



1. Place installation tool around group of lines
2. Slide Quick Wrap onto line bundle

Model No.	Description	Installation Tool Required	Approx. Number of 1/4" Tube	Approx. Number of 1/8" ID Hose
276389	5/8" Quick Wrap (164' roll)	276634	2 - 5	2 - 3
276390	3/4" Quick Wrap (100' roll)	276634	5 - 7	3 - 4
276391	1" Quick Wrap (65' roll)	276635	7+	4+



System Finishing Accessories

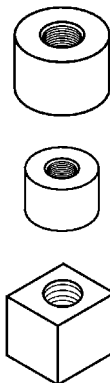
Model No.	Description
241110	Feed line bundling spiral wrap (10 ft. / 3 m length)
241120	Feed line bundling spiral wrap (20 feet/6m of spiral wrap)
276693	300 feet of spiral wrap
241055	Nylon ties (50 count poly bag) 7" / 177.8 m length
241054	Nylon ties (100 count poly bag) 7" / 177.8 m length
274097	20 feet/6m of 3/8" convoluted loom/split wrap
274098	20 feet/6m of 1/2" convoluted loom/split wrap
274099	20 feet/6m of 5/8" convoluted loom/split wrap

Pump Mounting Bracket and Hardware for 203 Series and QLS 300 & 400 Series Pumps



Model No.	Description
249520	Pump mounting bracket for 203/301/401/653 Series pumps
249209	12 mm x 1 1/2" long grade 8 bolt for 249520 pump bracket (2 required)
274820	Pump and primary valve mounting bracket

Stand Offs for Mounting SSV Valves, P-Clamps and Angle Iron



Model No.	Description
252807	Valve mounting block for welding
249987	6mm bolt to be used with the 252807
249850	12mm round stand off
270928	12mm square stand off
249848	12mm x 5/8" long bolt to be used with 249850 and 270928
249851	10mm round stand off
249849	10mm x 5/8" long bolt to be used with 249851