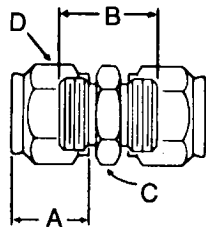


### Heavy-Duty Tube Fittings—Male Connector

Tube to male pipe thread. For supply lines. Carbon steel unless noted (\*) otherwise.

Part No.	Tube O.D. in.	Pipe Thread in.	A in.	B in.	Hex. C in.	Hex. D in.	Working Press. psig / bar
69068	1/4	1/8 NPT	19/32	61/64	1/2	5/8	5000 / 340
* 69068-9	3/8	1/8 NPT	19/32	61/64	1/2	5/8	5000 / 340
69069	1/4	1/4 NPT	19/32	15/32	5/8	5/8	5000 / 340
* 69069-9	1/4	1/4 NPT	19/32	15/32	5/8	5/8	5000 / 340
69070	3/8	1/8 NPT	3/4	1	5/8	3/4	5000 / 340
69071	3/8	1/4 NPT	3/4	1 13/64	5/8	3/4	5000 / 340
69072	3/8	3/8 NPT	3/4	1 13/64	3/4	3/4	5000 / 340

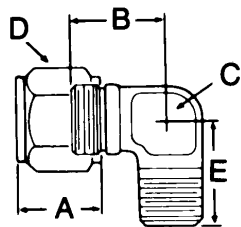
\* 316 Stainless Steel



### Heavy-Duty Tube Fittings—Union Connector

Tube to tube. For supply lines. Carbon steel unless noted (\*) otherwise.

Part No.	Tube O.D. in.	A in.	B in.	Hex. C in.	Hex. D in.	Working Press. psig / bar
69078	3/8	3/4	1 1/16	5/8	3/4	6000 / 400

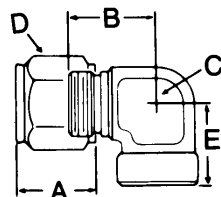


### Heavy-Duty Tube Fittings—Male Elbow

Tube to male pipe thread. For supply lines. Carbon steel unless noted (\*) otherwise.

Part No.	Tube O.D. in.	Pipe Thd. in.	A in.	B in.	Flats C in.	Hex. D in.	E in.	Working Press. psig / bar
* 69079-9	1/4	1/8 NPT	19/32	3/4	7/16	5/8	25/32	5000 / 340
69082	3/8	1/4 NPT	3/4	59/64	9/16	3/4	1 3/32	5000 / 340
* 69082-9	3/8	1/4 NPT	3/4	59/64	9/16	3/4	1 3/32	5000 / 340

\* 316 Stainless Steel



### Heavy-Duty Tube Fittings—Female Elbow

Tube to female pipe thread. For supply lines. Carbon steel unless noted (\*) otherwise.

Part No.	Tube O.D. in.	Pipe Thd. in.	A in.	B in.	Flats C in.	Hex. D in.	E in.	Working Press. psig / bar
69084	1/4	1/8 NPT	19/32	25/32	1/2	5/8	1 1/16	5000 / 340
* 69085	1/4	1/4 NPT	19/32	1	3/4	5/8	7/8	5000 / 340

\* 316 Stainless Steel