


Lubrication equipment, hand-held lubrication tools and accessories

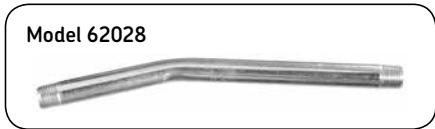





Model 5834



Model 5853



Model 62028



Model 5884*



Model 5859*



Model 5855*



Model 81980*



Model 5849*

Grease coupler extensions and adapters

Model 5834

7 500 psi (517 bar) maximum operating pressure. Includes model 5845 coupler and model 62028 6 in. (152 mm) extension tube. 1/8 in. NPT (m) connection.

Model 5853

6 000 psi (408 bar) maximum operating pressure. Includes model 5852 hydraulic coupler and model 62028 6 in. (152 mm) extension tube. 1/8 in. NPT (m) connection.

Rigid extensions

Model 62028

6 in. (152 mm) length. Tough, heavy-wall seamless steel tubing. 1/8 in. NPT (m) at each end.

Model 62061

Same as model 62028 except 12 in. (305 mm) length.

Model 62117

Same as 62028 except 18 in. (457 mm) length.

Quick-connect grease accessories

Model 5884*

Contains model 5883 90° grease coupler plus a quick-connect locking sleeve for fast access to hard-to-reach lube points.

Model 5859 angle*

- 90° angle solves problem of contacting so-called “inaccessible” grease fittings.
- Design eliminates need to remove “deep dish” wheels for lubrication of the tie rod ends and ball joints.
- Use to service cars, truck, machines and farm equipment.

Model 5855 recessed*

Straight extension. Use to lubricate recessed fittings where obstructions will not permit use of hydraulic coupler. Includes extension and locking sleeve.

Model 81980 locking sleeve*

For adapting any 1/8 in. NPT (m) extension to a hydraulic coupler.

Model 5849 360 degree*

7 500 psi (517 bar) maximum operating pressure. Includes model 5848 360° coupler for full swivel, 2 in. (51 mm) steel extension tube and locking sleeve.

* With quick-connect locking sleeve.

WARNING!

Never point needle nozzles, adapters or coupler at any part of the body or another person.