

## Warranty

### Terms and Conditions:

Voice Caddie warrants its product against defects in materials and workmanship for a period of one year from the date of original retail purchase. If a defect exists, at its discretion Voice Caddie will: (1) repair the product at no charge; (2) exchange the product with a product that is functionally equivalent to the original product. Voice Caddie shall have no obligation to repair, or replace until the product is received and evaluated by Voice Caddie. This warranty does not apply: (1) to damage caused by accident, abuse, misuse, misapplication, or damage caused by non-Voice Caddie product or peripherals; (2) to damage caused by service performed by anyone who is not a Voice Caddie Authorized Service Provider; or (3) to a product or part that has been modified without the written permission of Voice Caddie.

### Warranty Procedures:

Email us at [rma@voicercaddie.com](mailto:rma@voicercaddie.com) to receive a return merchandise authorization (RMA) number prior to returning any merchandise. A copy of the original purchase receipt is required to verify the date of purchase. If a return is approved, please send the unit along with a copy of the original purchase receipt and the RMA number marked clearly on the outside of the package. Shipping fees accrued for returns are responsibility of the sender.

### Please Include:

- ① The warranty form (pictured below)
- ② An explanation of the defect
- ③ Proof of original purchase (receipt) containing a description of the product(s) and purchase date

Product Name	Swing Caddie	Warranty Period
Model Name	SC100	1 year after the date of purchase (Excludes battery and other components)
Serial Number		
Purchase Date		
Purchaser's Address		
Full Name		Telephone

### Notes

- ① Swing Caddie measures carry distance and does not account for run.
- ② The range of the remote control may be reduced in direct sunlight.
- ③ Data for practice swings are not stored or displayed.
- ④ Data for aberrant shots are not stored or displayed.
- ⑤ Data for shots that fly to the far left or right may not be accurate.
- ⑥ Swing Caddie is recommended for indoor use.
- ⑦ The SC100 using in UK and France operates in frequency of 24.150 ~ 24.175GHz
- ⑧ Caution: Inserting the battery reversely may result in explosion.

### Specifications


Battery Type	AAA Battery (4x)
Battery Life	up to 20 hours
Dimensions	150.5 x 77.0 x 25.5 mm (5.92 x 30.03 x 1.00 in)
Weight	206 g (including battery)
Operating Temperature	0 - 40°C (32 - 122°F)

Tel: 888-939-3978  
Email: [contact@voicercaddie.com](mailto:contact@voicercaddie.com)  
[www.voicercaddie.com](http://www.voicercaddie.com)

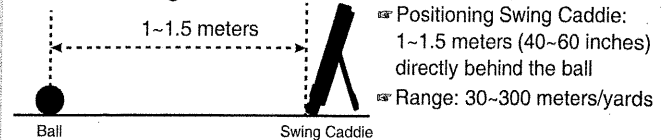
  
voice caddie  
UComm Technology, Inc.

swing caddie

# Swing Caddie SC100 User Manual



### Positioning



### Basic Usage

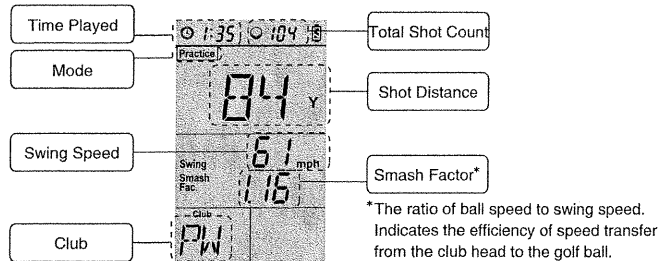
- Unit Selection: Press and hold the - button on the Swing Caddie.  
YARD ↔ METER MPH ↔ KM/H
- Mode Selection: Press the M (MODE) button on the Swing Caddie or on the remote control. PRACTICE → RANDOM → TARGET
- Club Selection: Press the C (CLUB/STATS) button on the Swing Caddie or select your desired club on the remote control.  
W1 → W3 → W4 → W5 → W6 → W7 → U3 → U4 → U5 → U6 → U7 → I4 → I5 → I6 → I7 → I8 → I9 → PW → AW → SW

### Package Contents

SC100 / Pouch / Remote Control / 4x AAA Batteries / User Manual

### Practice Mode

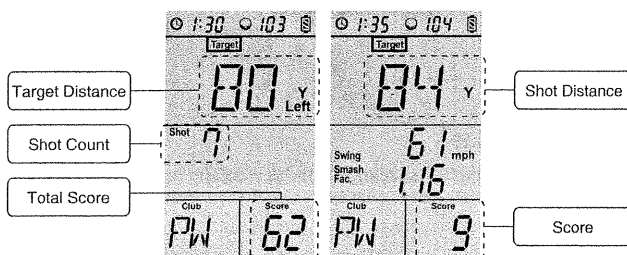
- Displays immediate feedback on the preceding shot.



- Ball Speed / Smash Factor Selection: Press and hold the + button or press the BALL/SMASH button on the remote control.

### Target Mode

- Before the shot: Displays your target distance.
- After the shot: Displays your shot (carry) distance.



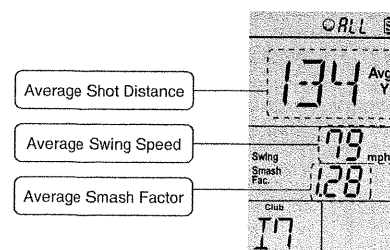
- Use the + and - buttons to set your target distance. (range: 40~200 meters/yards) (increment: 5 meters/yards)
- In Target Mode, Swing Caddie scores each shot for accuracy.
  - \*The pre-shot display shows your total score for the round. (perfect score: 100)
  - \*The post-shot display shows your score for the preceding shot. (perfect score: 10)
  - \*Tip: A bonus point (+1) will be awarded for matching the exact target distance!
  - \*One round in Target Mode is 10 shots.

### Random Mode

- Before the shot: Displays a randomly generated target distance. (range: 40~100 meters/yards)
- After the shot: Displays your shot (carry) distance.
- Use the + or - button to generate a new target distance.
- In Random Mode, Swing Caddie scores each shot for accuracy.
  - \*The pre-shot display shows your total score for the round. (perfect score: 100)
  - \*The post-shot display shows your score for the preceding shot. (perfect score: 10)
  - \*Tip: A bonus point (+1) will be awarded for matching the exact target distance!
  - \*One round in Random Mode is 10 shots.
- Display: See Target Mode

### Stats

- Displays your average stats for each club. (shot distance, swing speed, ball speed, smash factor)
- Press and hold the C (CLUB/STATS) button or press the STATS button on the remote control to enter Stats Mode.
- Use the + or - button to switch between average stats for the last 100 shots (ALL) and average stats for the day (DAY).
- Press and hold the + button or press the BALL/SMASH button on the remote control to switch between ball speed and smash factor.
- Press and hold the C (CLUB/STATS) button to reset stats.



### Sleep Mode

- Saves energy and prolongs battery life during breaks.
- Displays time played. The clock continues to run in Sleep Mode.
- Press the SLEEP MODE button on the remote control.