




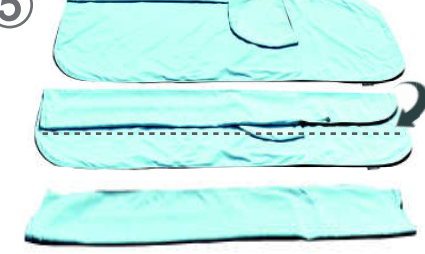
How to fold a RainCaper & put it into the travel pouch


①  Put same sides of the fabric together

②  Click the magnets together

③  Fold the hood down

④  Fold the shoulder down to form a rectangle.

⑤  Fold into thirds

⑥  Fold in half 3 times
Put in travel pouch