

**SWITCH MAP**

	left/up	center	right/down
SW1:	1 - 0 - 8		
SW2:	2 > 0 < 3		
SW3:	4 > 0 < 5		
SW5:	6+9 - 0		

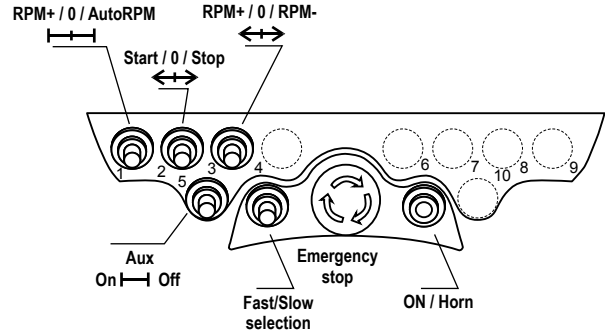
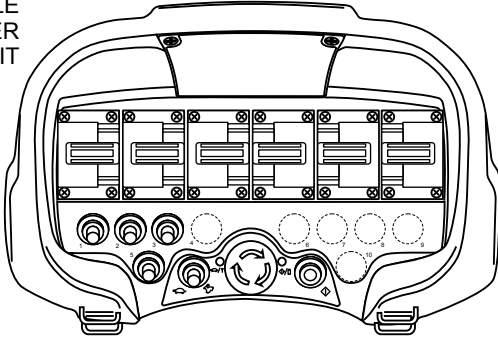
- = detent  
 >/< = spring return

**OUTPUT MAP**

pos	DF	OUT	pos	DF	OUT
1	1	1	11	10	12
2	3	2	12	11	13
3	4	3	13	12	14
4	7	4	14	13	-
5	31	5	15	9	-
6	5	6	16	8	-
7	32	-	17	37	-
8	2	9	18	34	-
9	6	10	19	35	-
10	33	11	20	36	-

Clacson/Horn 17 7  
 Emergency Stop 40 8

**PORTABLE CONTROLLER UNIT**  
Type 48669

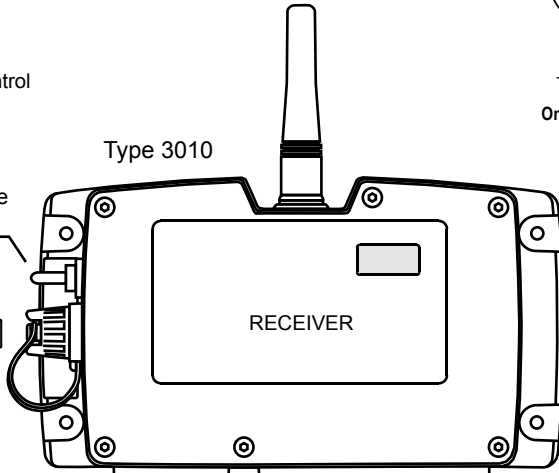


Cable used to bypass radio mode or to program the radio remote control

L = 10 m

Manual/Off/Remote switch selector

Type 3010



**AutoRPM working switch description**

When SW1 is on +RPM (left position) Outputs Y420 and Out1 remains always ON.  
 When SW1 is on AutoRPM (right position) Output Out9 is ON while outputs Y420 and Out1 turns ON only when a proportional lever is not in center. Y420 and Out1 turns OFF with a 6 seconds delay after all levers have returned in center.  
 When SW1 is on neutral position, outputs Y420, Out1 and Out9 are always off.

Wiring code: 48119

Wiring code: 47924

POWER SUPPLY 24Vdc  
1 = Positive (+)  
2 = Negative (-)

Dump Valve (Bypass) DV

Hydraulic pump unit Y420

Cables for PWM hydraulic valves with DIN connectors

- OUT1 → Ex.1 - RPM+/AutoRPM
- OUT2 → Ex.2 - Start
- OUT3 → Ex.3 - Stop
- OUT4 → Ex.4 - RPM+
- OUT5 → Ex.5 - RPM-
- OUT6 → Ex.6 - not used
- DIN1 → Ex.7 - negative
- DIN2 → Ex.8 - not used
- DIN3 → Ex.9 - not used
- Ex.10 - WMB selection
- Ex.11 - positive in REMOTE

- OUT7 → Ex2.1 - Horn
- OUT8 → Ex2.2 - Emergency stop
- OUT9 → Ex2.3 - AutoRPM selected
- OUT10 → Ex2.4 - Aux
- OUT11 → Ex2.5 - negative
- OUT12 → Ex2.6 - not used
- OUT13/DIN4 → Ex2.7 - not used
- OUT14 → Ex2.8 - not used
- Ex2.9 - not used
- Ex2.10 - negative

- DV delay: 0.5 sec.  
 - The "Emergency stop" output (Out8) is active (positive) only when the PCU is on.

B=Crane  
 C=WMB  
 U= only SET1

WMB = WorkMan Basket  
 in WMB mode (Ex.1.10 wire not connected) speeds are reduced (SET2) and only a single movement is allowed.

	CODICE: <b>PR5MxO26S</b>
DESC: Scanreco RC400 G2B radio remote control global view for PWM A+B DIN	
FILE:	
DATA: 15/12/15	FOGLIO 1 DI 1