

S10

For skid steer loader 70-120 hp

HYDRAULIC MULCHERS

S10 DF130

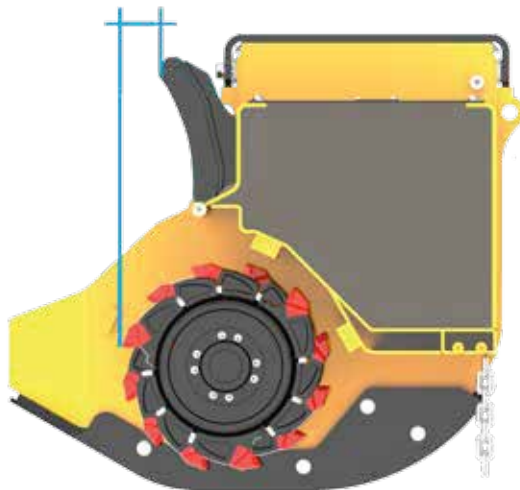
S10 DF180











HF14
Ø max 30 cm



HF15
Ø max 25 cm



Model	 (hp)	 (cm)	 (LxAxH cm)	 Kg	Motor displacement	 (L/min)	 bar (min-max)		Rotor	
S10 DF130	70-120	160	170x100x160	1.150	45-60-80	100-130 180	200-350	1 (55 mm)	helical	36
S10 DF180	70-120	180	220x100x160	1.420	45-60-80	100-130 180	200-350	1 (55 mm)	helical	48

TECHNICAL FEATURES AND STANDARD EQUIPMENT

- Fixed universal hitch.
- Protective arch.
- DF Forestal rotor fixed teeth.
- Toothed high-performance belts transmission.
- Internally reinforced with inside double-case body with interspace.
- Protective belts-cover.
- Hydraulic hoods , fully openable for higher cutting capacity.
- Inside Rotor Supports with "labyrinth" for the protection of the bearings by the impurities.
- Adjustable bearings of 1st quality.
- Manometer for working pressure control.
- Valves block complete with priority valve for adjusting oil flow, anti-shock valve (pressure relief valve), anti-cavitation.
- Piston motor.
- Accident prevention chains protections according to EC directives.

ACCESSORIES

- 1- Diverter valve, to active frontal hood.
- 2 – kit hoses Lg. 2.5 meters.
- 3 - Piston motor, variable displacement.



3