

T7

For excavators 5.0-8.0 ton

HYDRAULIC MULCHERS

T7 105

T7 125





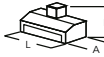




HF3
Ø max 8 cm

standard equipment



KF3
Ø max 6 cm



Model	 (ton)	 (cm)	 (LxAxH cm)	 Kg	Motor displacement	 (L/min)	 bar (min-max)	Transmission	Rotor	
T7 105	5.0-8.0	105	125x75x50	220	22-27-34	60-70-80	200-220	direct	helical	16
T7 125	6.0-8.0	125	145x75x50	250	22-27-34	60-70-80	200-220	direct	helical	20

TECHNICAL FEATURES AND STANDARD EQUIPMENT

- Direct transmission.
- Internally reinforced with double metal sheet.
- Feeler roller adjustable on 3 positions to change the height of the cut.
- Helicoidal rotor with austempered hammers or blade interchangeable.
- Protective cover for motor.
- Inside rotor supports with labyrinth for the protection of the bearings by the impurities.
- Double row spherical adjustable bearings of 1st quality.
- Valves block complete with priority valve for adjusting oil flow, anti-shock valve (pressure relief valve), anti-cavitation.
- Cast iron gear motor.
- Accident prevention rubber protections according to EC directives.

ACCESSORIES

- 1 - Mounting hitch & pins.
- 2 - Kit hoses Lg. 2 meters.
- 3 - Self-levelling support (+40kg).
- 4 - Hydraulic rotation device (not self-levelling support).
- 5 - Valves block deduction, only anticavitation.



1



3



4