

T20

For excavators 15.0-30.0 ton

HYDRAULIC MULCHERS

T20 DF130

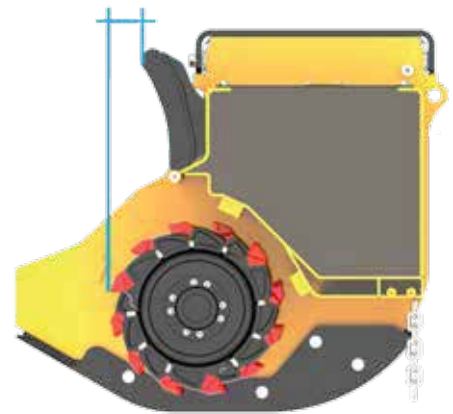
T20 DF180



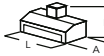







HF14
Ø max 30 cm



HF15
Ø max 25 cm



Model	 (ton)	 (cm)	 (LxAxH cm)	 Kg	Motor displacement	 (L/min)	 bar (min-max)		Rotor	
T20 DF130	15.0-30.0	130	170x100x90	1.050	45-60-80	100-130 180	200-350	1 (55 mm)	helical	36
T20 DF180	20.0-30.0	180	220x100x90	1.320	45-60-80	100-130 180	200-350	1 (55 mm)	helical	48

TECHNICAL FEATURES AND STANDARD EQUIPMENT

- DF Forestal rotor fixed teeth.
- Toothed high-performance belts transmission.
- Internally reinforced with inside double-case body with interspace.
- Protective belts-cover.
- Hydraulic hoods , fully openable for higher cutting capacity.
- Inside Rotor Supports with "labyrinth" for the protection of the bearings by the impurities.
- Adjustable bearings of 1st quality.
- Valves block complete with priority valve for adjusting oil flow, anti-shock valve (pressure relief valve), anti-cavitation.
- Piston motor.
- Accident prevention chains protections according to EC directives.

ACCESSORIES

- 1 - Mounting hitch & pins 12.1-16.0 ton.
- 1 - Mounting hitch & pins 16.1-25.0 ton.
- 2 - Kit hoses Lg. 2.5 meters.
- 3 - Piston motor, variable displacement.



1



3