

T1 REV

For excavators 1.2-2.5 ton

HYDRAULIC MULCHERS

T1 60 REV

T1 80 REV



HF1


Ø max 3 cm








standard equipment



KF1

Ø max 2 cm



Model	 (ton)	 (cm)	 (LxAxH cm)	 Kg	Motor displacement	 (L/min)	 bar (min-max)	Transmission	Rotor	
T1 60 REV	1.2-2.5	60	85x50x35	70	8-11	20-30	170-220	direct	4 file 4 lines	12
T1 80 REV	1.2-2.5	80	100x50x35	80	8-11	20-30	170-220	direct	4 file 4 lines	16

TECHNICAL FEATURES AND STANDARD EQUIPMENT


- Direct transmission.
- Internally reinforced with double metal sheet.
- Shearing symmetric head, for a faster working by the excavator rotation.
- Input and output mouths completely identical.
- Protective cover for motor.
- 4 Lines Rotor with austempered blade M1F.
- Inside rotor supports with "labyrinth" for the protection of the bearings by the impurities.
- Double row spherical adjustable bearings of 1st quality.
- Valves block complete with priority valve for adjusting oil flow, anti-shock valve (pressure relief valve), anti-cavitation.
- Gear motor.
- Accident prevention rubber protections according to EC directives.

ACCESSORIES

- 1 - Mounting hitch & pins.
- 2 - Kit hoses Lg. 2 meters.
- 3 - Front, back chain protection.
- 4 - Feeler roller.
- 5 - Self-levelling support (+30kg).
- 6 - Valves block deduction, only anticavitation.



1



3



4



5