

# T13 REV

For excavators 8.0-16.0 ton

## HYDRAULIC MULCHERS



T13 MZ105 REV

T13 MZ130 REV



**HF6**  
Ø max 8 cm

*standard equipment*



**KF5**  
Ø max 6 cm

T13 FR105 REV

T13 FR130 REV



**HF9**  
Ø max 12 cm

T13 DF105 REV

T13 DF130 REV



**HF14**  
Ø max 25 cm

*standard equipment*



**HF15**  
Ø max 20 cm



**MZ**



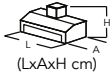







**FR**



**DF**



Model	 (ton)	 (cm)	 (LxAxH cm)	 Kg	Motor displacement	 (L/min)	 bar (min-max)		Rotor	
<b>T13 MZ105 REV</b>	8.0-16.0	105	125x95x85	480	34-44-51	70-80 90	200-220	1 (50 mm)	helical	16
<b>T13 MZ130 REV</b>	8.0-16.0	130	145x95x85	540	34-44-51	70-80 90	200-220	1 (50 mm)	helical	20
<b>T13 FR105 REV</b>	8.0-16.0	105	125x95x85	535	34-44-51	70-80 90	200-220	1 (50 mm)	4 lines	22
<b>T13 FR130 REV</b>	8.0-16.0	130	145x95x85	595	34-44-51	70-80 90	200-220	1 (50 mm)	4 lines	26
<b>T13 DF105 REV</b>	10.0-16.0	105	125x95x85	685	44-51	50-60 80-90	200-220	1 (50 mm)	helical	27
<b>T13 DF130 REV</b>	10.0-16.0	130	145x95x85	745	44-51	80-90	200-220	1 (50 mm)	helical	36

#### TECHNICAL FEATURES AND STANDARD EQUIPMENT

- MZ Helicoidal Rotor with hammers austempered and cutting blade interchangeable.
- FR Forestal rotor wood flanged with 360° rotating hammer.
- DF Forestal rotor fixed teeth.
- Toothed high-performance belts transmission.
- Internally reinforced with inside double-case body with interspace.
- Protective belts-cover.
- Shearing symmetric head, for a faster working by the excavator rotation.
- Input and output mouths completely identical, adjustable
- Adjustable hoods , fully openable for higher cutting capacity.
- Side skids adjustable on 3 positions to change the height of the cut.
- Inside Rotor Supports with "labyrinth" for the protection of the bearings by the impurities.
- Double Row spherical adjustable bearings of 1st quality.
- Valves block complete with priority valve for adjusting oil flow, anti-shock valve (pressure relief valve), anti-cavitation.
- Cast iron gear motor.
- Accident prevention chains protections according to EC directives.

#### ACCESSORIES

- 1 - Mounting hitch & pins 8.1-12.0 ton.
- 1 - Mounting hitch & pins 12.1-16.0 ton.
- 2 - Kit hoses Lg. 2.5 meters.
- 2 - Kit hoses Lg. 2.5 meters for piston motor.
- 3 - Feeler roller.
- 4 - Self-levelling support (+60kg).
- 5 - Piston motor (no block valves).
- 6 - Block valves 1" for piston motor.
- 7 - Hydraulic rotation device ( not self-levelling support).
- 8 - Valves block deduction, only anticavitation.



1



3



4



5



7