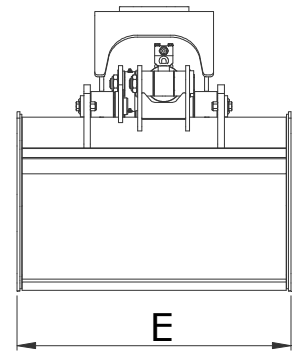
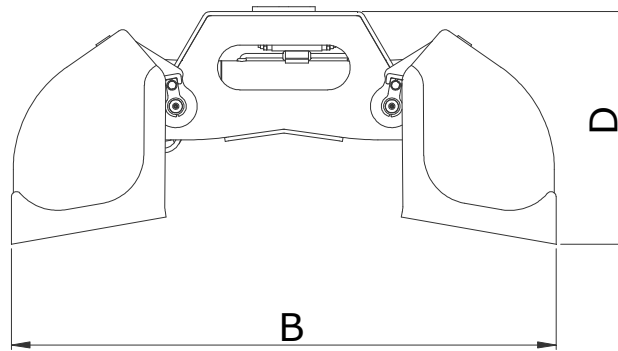
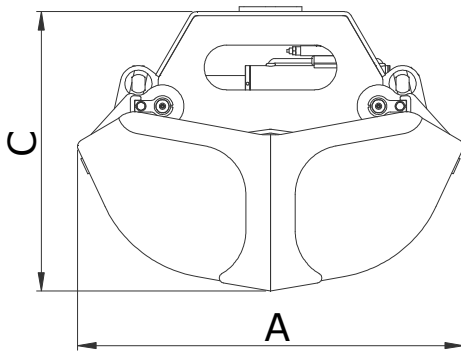




Hydraulic Equipment Industries

# MBO - H



MODELLO MODEL MODÈLE MODELL	CAPACITA' CAPACITY CAPACITÉ INHALT		PRESSIONE PRESSURE PRESSION DRUCK	PESO WEIGHT POIDS GEWICHT	DENTI TEETH DENTS ZÄHNE	CILINDRI CYLINDERS CYLINDRES ZYLINDER	FORZA FORCE FORCE KRAFT	DIMENSIONI (mm) SIZES (mm) DIMENSIONS (mm) ABMESSUNGEN (mm)					MACCHINA MACHINE MACHINE MASCHINE
	LT	LT						MAX- BAR	KG	n°	n°	t	
MBO 20 H	160	200	300	330	5	1	2.9	1170	1650	850	710	470	5-8
MBO 25 H	220	250	300	350	5	1	2.9	1170	1650	850	710	670	6-12
MBO 30 H	270	300	300	380	5	1	2.9	1170	1650	850	710	830	8-14
MBO 40 H	350	400	300	420	7	1	2.8	1350	1750	900	720	930	8-14
MBO 50 H	450	500	300	450	7	1	2.8	1350	1750	900	720	1130	12-16
MBO 60 H	550	600	300	480	7	1	2.8	1350	1750	900	720	1300	12-16



Call for advice on: 0844 770 7969 e-mail us: [sales@approvedhydraulics.co.uk](mailto:sales@approvedhydraulics.co.uk)