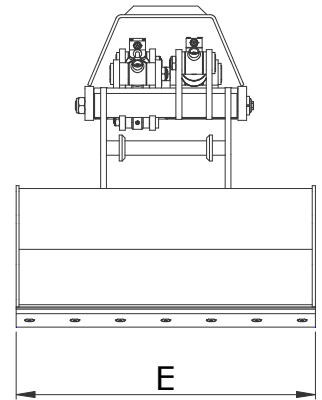
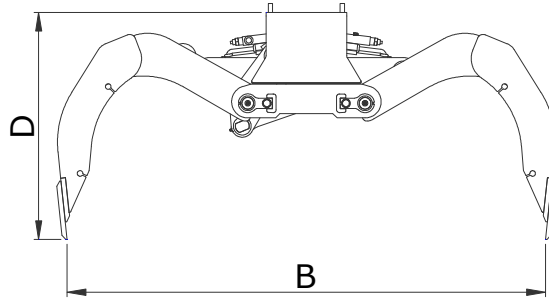
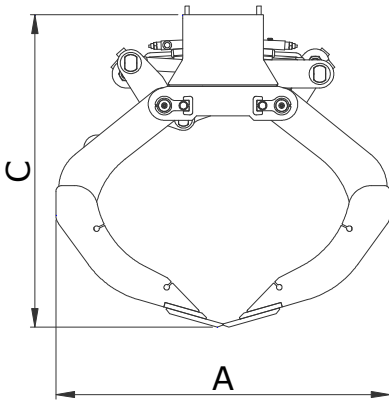






Hydraulic Equipment Industries

# MB -HY



MODELLO MODEL MODÈLE MODELL	CAPACITÀ CAPACITY CAPACITÉ INHALT		PRESSIONE PRESSURE PRESSION DRUCK	PESO (KG) WEIGHT (KG) POIDS (KG) GEWICHT (KG)		CILINDRI CYLINDERS ZYLINDER	FORZA FORCE FORCE KRAFT	DIMENSIONI (mm) SIZES (mm) DIMENSIONS (mm) ABMESSUNGEN (mm)					MACCHINA MACHINE MACHINE
	LT	LT		MAX-BAR					n°	t	A	B	
<b>MBO 30 HY</b>	210	300	300	370	420	2	2.8	1140	1630	1070	780	600	8-13
<b>MBO 40 HY</b>	280	400	300	410	460	2	2.8	1140	1630	1070	780	800	8-13
<b>MBO 50 HY</b>	360	500	300	450	500	2	2.8	1140	1630	1070	780	1020	8-13



Call for advice on: 0844 770 7969 e-mail us: [sales@approvedhydraulics.co.uk](mailto:sales@approvedhydraulics.co.uk)