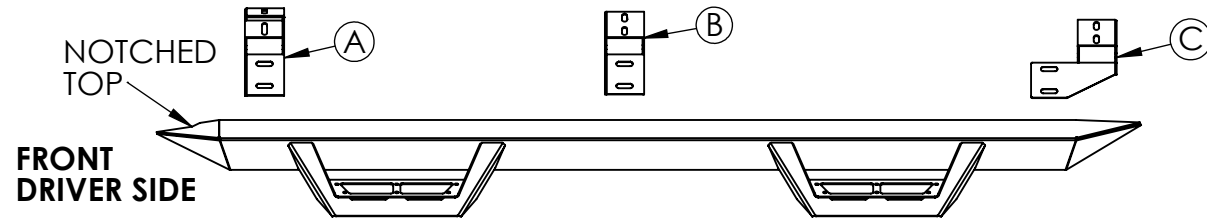


Hardware Kit Includes Loose:

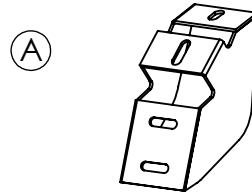
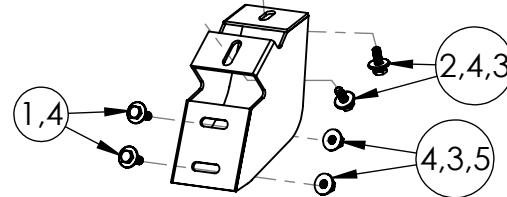
- (1) 12 – Hex head bolts (M8-1.25x30mm) Grade 8.8
- (2) 12 – Hex head bolts (M8-1.25x 25mm) Grade 8.8
- (3) 24 – Lock washers (M8) Grade 8.8
- (4) 36 – Flat washers (M8) Grade 8.8
- (5) 12 – Hex head nuts (M8-1.25) Grade 8.8

Components List:


- (1) 2 – RT Steps (Driver & Passenger)
- (2) 2 – Front Mounting Brackets
RTSPN026
- (3) 2 – Middle Mounting Brackets
RTSPN005
- (4) 2 – Rear Mounting Brackets (Driver &
Passenger) RTSPN027



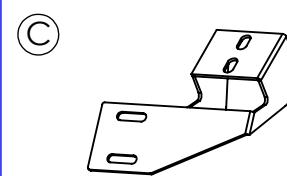
D - HARDWARE CONFIGURATION



RTSPN026



RTSPN005



RTSPN027 - DRIVER SIDE

**DISCLAIMER: USE ONLY
COMPONENTS AND HARDWARE
SUPPLIED BY ICI.
NO SUBSTITUTIONS.**

**LOOSE FIT ALL COMPONENTS.
DO NOT TIGHTEN UNTIL ALL
COMPONENTS ARE INSTALLED
AND ADJUSTED.**

Step by Step Installation Instructions

- STEP 1:** Read and understand instructions completely before beginning installation.
- STEP 2:** Remove all old steps and hardware from truck.
- STEP 3:** Locate the driver's side step (center of front foot step is 20" to front of bar AND front of bar notch on top). Each step uses 3 mounting brackets. The bracket closest to the front of the vehicle is shown in figure A, the middle bracket is shown in figure B and rear bracket in figure C.
- STEP 4:** On the underside of the rocker panel there are 3 mounting locations down the length of the cab with 2 threaded holes per location. They may have plastic plugs covering them. Using provided M8x16mm hex head bolts, flat washers and lock washers, loose fit brackets to these locations. See figure D for hardware configuration.
- STEP 5:** Once all 3 brackets are loose fit to the truck, mount the RT Step to the brackets using provided M8x30mm hex head bolts, 2 flat washers per bolt, lock washers and nuts. See figure D for hardware configuration.
- STEP 7:** Once RT Step is loose fit, tighten brackets to inside rocker to 20 ft/lbs (**DO NOT USE IMPACT TOOLS**). Next, adjust bar up/down and front/back then tighten step to brackets at 30 ft/lbs. Repeat for passenger side.